

FIRST TRUST EXCHANGE-TRADED FUND II  
(the "Trust")

FIRST TRUST INTERNATIONAL EQUITY OPPORTUNITIES ETF  
(the "Fund")

SUPPLEMENT TO THE FUND'S PROSPECTUS  
DATED FEBRUARY 1, 2021

DATED APRIL 1, 2021

Notwithstanding anything to the contrary in the Fund's Prospectus, the "Average Annual Total Returns for the Periods Ended December 31, 2020" table is deleted in its entirety and replaced with the following:

**Average Annual Total Returns for the Periods Ending December 31, 2020**

	<b>1 Year</b>	<b>5 Years</b>	<b>Since Inception</b>	<b>Inception Date</b>
Return Before Taxes	72.27%	21.83%	15.71%	11/4/2014
Return After Taxes on Distributions	72.11%	21.28%	15.18%	
Return After Taxes on Distributions and Sale of Shares	42.76%	17.56%	12.51%	
IPOX <sup>®</sup> International Index (reflects no deduction for fees, expenses or taxes)	73.78%	22.83%	16.61%	
MSCI World ex USA Index (reflects no deduction for fees, expenses or taxes)	7.59%	7.64%	5.41%	
MSCI ACWI World ex USA Index <sup>(1)</sup> (reflects no deduction for fees, expenses or taxes)	10.65%	8.93%	5.82%	

(1) On April 1, 2021, the Fund's benchmark changed from the MSCI World ex USA Index to the MSCI ACWI World ex USA Index, because the Advisor believes that the MSCI ACWI World ex USA Index better reflects the investment strategies of the Fund.

PLEASE KEEP THIS SUPPLEMENT WITH YOUR FUND PROSPECTUS  
FOR FUTURE REFERENCE

FIRST TRUST EXCHANGE-TRADED FUND II  
(the “Trust”)

FIRST TRUST INDXX GLOBAL NATURAL RESOURCES INCOME ETF  
FIRST TRUST INDXX NEXTG ETF  
(each a “Fund” and collectively, the “Funds”)

SUPPLEMENT TO EACH FUND’S PROSPECTUS AND STATEMENT OF ADDITIONAL INFORMATION

DATED FEBRUARY 1, 2021

Notwithstanding anything to the contrary in each Fund’s prospectus or statement of additional information, in order to comply with Executive Order 13959 (including any amendment or supplement to such order) regarding securities investments that finance Communist Chinese Military Companies (the “Executive Order”), certain securities impacted by the Executive Order (“Prohibited Securities”) have been, or will be, removed from each Fund’s portfolio, as applicable.

Certain additional securities may be identified as Prohibited Securities in the future, and the Funds may be forced sell such additional securities. Certain securities that are designated as Prohibited Securities may have less liquidity as a result of such designation and the market price of such Prohibited Securities may decline and a Fund may incur a loss as a result. In addition, the market for securities of other Chinese-based issuers may also be negatively impacted resulting in reduced liquidity and price declines.

Additionally, certain Prohibited Securities that have been, or will be, sold by a Fund may not be immediately removed from the Fund’s corresponding Index. This disparity between a Fund’s portfolio and its Index constituents could result in tracking error and a greater difference between the Fund’s performance and the performance of the Index for any period during which a Prohibited Security remains in a Fund’s Index.

PLEASE KEEP THIS SUPPLEMENT WITH YOUR FUND PROSPECTUS AND  
STATEMENT OF ADDITIONAL INFORMATION FOR FUTURE REFERENCE

## PROSPECTUS

FUND NAME	TICKER SYMBOL	EXCHANGE
First Trust BICK Index Fund	BICK	Nasdaq
First Trust Cloud Computing ETF	SKYY	Nasdaq
First Trust Dow Jones Global Select Dividend Index Fund	FGD	NYSE Arca
First Trust FTSE EPRA/NAREIT Developed Markets Real Estate Index Fund	FFR	NYSE Arca
First Trust Global Engineering and Construction ETF	FLM	NYSE Arca
First Trust Global Wind Energy ETF	FAN	NYSE Arca
First Trust Indxx Global Agriculture ETF	FTAG	Nasdaq
First Trust Indxx Global Natural Resources Income ETF	FTRI	Nasdaq
First Trust International Equity Opportunities ETF	FPXI	Nasdaq
First Trust NASDAQ® Clean Edge® Smart Grid Infrastructure Index Fund	GRID	Nasdaq
First Trust Nasdaq Cybersecurity ETF	CIBR	Nasdaq
First Trust NASDAQ Global Auto Index Fund	CARZ	Nasdaq
First Trust STOXX® European Select Dividend Index Fund	FDD	NYSE Arca

Each of the funds listed above (each a “Fund,” and collectively, the “Funds”) lists and principally trades its shares on either The Nasdaq Stock Market LLC (“Nasdaq”) or the NYSE Arca, Inc. (“NYSE Arca”) (each an “Exchange,” and collectively, the “Exchanges”). Market prices may differ to some degree from the net asset value of the shares. Unlike mutual funds, each Fund issues and redeems shares at net asset value, only in large blocks of shares called “Creation Units.”

Each Fund is a series of First Trust Exchange-Traded Fund II (the “Trust”) and an exchange-traded index fund organized as a separate series of a registered management investment company.

**Except when aggregated in Creation Units, the shares are not redeemable securities of the Funds.**

**The Securities and Exchange Commission has not approved or disapproved of these securities or passed upon the adequacy or accuracy of this prospectus. Any representation to the contrary is a criminal offense.**

**NOT FDIC INSURED MAY LOSE VALUE NO BANK GUARANTEE**

February 1, 2021

# Table of Contents

## Summary Information

First Trust BICK Index Fund (BICK) . . . . .	3
First Trust Cloud Computing ETF (SKYY) . . . . .	12
First Trust Dow Jones Global Select Dividend Index Fund (FGD) . . . . .	19
First Trust FTSE EPRA/NAREIT Developed Markets Real Estate Index Fund (FFR) . . . . .	26
First Trust Global Engineering and Construction ETF (FLM) . . . . .	33
First Trust Global Wind Energy ETF (FAN) . . . . .	41
First Trust Indxx Global Agriculture ETF (FTAG) . . . . .	49
First Trust Indxx Global Natural Resources Income ETF (FTRI) . . . . .	57
First Trust International Equity Opportunities ETF (FPXI) . . . . .	66
First Trust NASDAQ Clean Edge Smart Grid Infrastructure Index Fund (GRID) . . . . .	74
First Trust Nasdaq Cybersecurity ETF (CIBR) . . . . .	82
First Trust NASDAQ Global Auto Index Fund (CARZ) . . . . .	89
First Trust STOXX European Select Dividend Index Fund (FDD) . . . . .	97
Additional Information on the Funds' Investment Objectives and Strategies . . . . .	104
Fund Investments . . . . .	106
Risks of Investing in the Funds . . . . .	106
Fund Organization . . . . .	120
Management of the Funds . . . . .	120
How to Buy and Sell Shares . . . . .	122
Dividends, Distributions and Taxes . . . . .	123
Federal Tax Matters . . . . .	124
Distribution Plan . . . . .	126
Net Asset Value . . . . .	126
Fund Service Providers . . . . .	127
Index Providers . . . . .	127
Disclaimers . . . . .	127
Premium/Discount Information . . . . .	132
Total Return Information . . . . .	132
Financial Highlights . . . . .	137
Other Information . . . . .	150

## SUMMARY INFORMATION

### First Trust BICK Index Fund (BICK)

#### Investment Objective

The First Trust BICK Index Fund (the “Fund”) seeks investment results that correspond generally to the price and yield (before the Fund’s fees and expenses) of an equity index called the ISE BICK™ Index (the “Index”).

#### Fees and Expenses of the Fund

The following table describes the fees and expenses you may pay if you buy, hold and sell shares of the Fund. Investors may pay other fees, such as brokerage commissions and other fees to financial intermediaries, which are not reflected in the table and example below.

#### Shareholder Fees

(fees paid directly from your investment)

Maximum Sales Charge (Load) Imposed on Purchases (as a percentage of offering price)	None
--	------

#### Annual Fund Operating Expenses

(expenses that you pay each year as a percentage of the value of your investment)

Management Fees	0.64%
Distribution and Service (12b-1) Fees	0.00%
Other Expenses	0.00%
<b>Total Annual Fund Operating Expenses</b>	<b>0.64%</b>

#### Example

The example below is intended to help you compare the cost of investing in the Fund with the cost of investing in other funds. This example does not take into account customary brokerage commissions that you pay when purchasing or selling shares of the Fund in the secondary market.

The example assumes that you invest \$10,000 in the Fund for the time periods indicated. The example also assumes that your investment has a 5% return each year and that the Fund’s operating expenses remain at current levels. Although your actual costs may be higher or lower, based on these assumptions your costs would be:

1 Year	3 Years	5 Years	10 Years
\$65	\$205	\$357	\$798

#### Portfolio Turnover

The Fund pays transaction costs, such as commissions, when it buys and sells securities (or “turns over” its portfolio). A higher portfolio turnover rate may indicate higher transaction costs and may result in higher taxes when Fund shares are held in a taxable account. These costs, which are not reflected in annual fund operating expenses or in the example, affect the Fund’s performance. During the most recent fiscal year, the Fund’s portfolio turnover rate was 58% of the average value of its portfolio.

#### Principal Investment Strategies

The Fund will normally invest at least 90% of its net assets (including investment borrowings) in the common stocks and depositary receipts that comprise the Index. The Fund, using an indexing investment approach, attempts to replicate, before fees and expenses, the performance of the Index. The Index is developed, maintained and sponsored by Nasdaq, Inc. (the “Index Provider”). The Index Provider may, from time to time, exercise reasonable discretion as it deems appropriate in order to maintain Index integrity.

The Index is designed to provide a benchmark for investors interested in tracking some of the largest and most liquid public companies that are domiciled in Brazil, India, China (including Hong Kong) and South Korea that are accessible for investment by U.S. investors. The Index has been created to provide investors an opportunity to take advantage of both event-driven news and long-term economic trends as the economies of these countries continue to evolve and is equally weighted among the countries.

In order to be eligible for inclusion in the Index, a security must be issued by a company domiciled in Brazil, India, China (including Hong Kong) or South Korea, have a market capitalization of at least \$100 million, a minimum three-month average daily dollar trading volume of \$1 million, a minimum free float of 20% and have seasoned on an Index-eligible exchange for at least three months. Eligible securities from each country are ranked individually on both market capitalization and liquidity. These scores are then totaled to provide a final score. The 25 highest ranked securities from each country are included in the Index. If a country has less than 25 eligible securities, all eligible securities are included in the Index. The Index uses an equal weighted allocation methodology for each country in the Index so that each country continues to represent 25% of the Index at each rebalance, as well as an equal weighted allocation methodology for all components within a country allocation.

The Index is reconstituted and rebalanced quarterly and the Fund will make corresponding changes to its portfolio shortly after the Index changes are made public. The Index's quarterly reconstitution and rebalance schedule may cause the Fund to experience a higher rate of portfolio turnover. The Fund will be concentrated in an industry or a group of industries to the extent that the Index is so concentrated. As of December 31, 2020, the Index was composed of 88 securities. Of the 24 Brazilian securities included in the Index, 17 were traded on the Sao Paulo Stock Exchange and 5 were traded as depositary receipts. Of the 20 Chinese securities included in the Index, 6 were traded as H-Shares on the Hong Kong Stock Exchange and 13 were traded as depositary receipts. Of the 12 Indian securities included in the Index, 8 were traded as depositary receipts. Of the 25 South Korean securities in the Index, 25 were traded on the Korea Stock Exchange. As of December 31, 2020, the Fund had significant investments in consumer discretionary companies, Brazilian issuers, Chinese issuers, Indian issuers, South Korean issuers and Asian issuers, although this may change from time to time. To the extent the Fund invests a significant portion of its assets in a given jurisdiction or investment sector, the Fund may be exposed to the risks associated with that jurisdiction or investment sector.

### Principal Risks

You could lose money by investing in the Fund. An investment in the Fund is not a deposit of a bank and is not insured or guaranteed by the Federal Deposit Insurance Corporation or any other governmental agency. There can be no assurance that the Fund's investment objective will be achieved. The order of the below risk factors does not indicate the significance of any particular risk factor.

**ASIA RISK.** The Fund is subject to certain risks specifically associated with investments in the securities of Asian issuers. Many Asian economies have experienced rapid growth and industrialization, and there is no assurance that this growth rate will be maintained. Some Asian economies are highly dependent on trade, and economic conditions in other countries within and outside Asia can impact these economies. Certain of these economies may be adversely affected by trade or policy disputes with its major trade partners. There is also a high concentration of market capitalization and trading volume in a small number of issuers representing a limited number of industries, as well as a high concentration of investors and financial intermediaries. Certain Asian countries have experienced and may in the future experience expropriation and nationalization of assets, confiscatory taxation, currency manipulation, political instability, armed conflict and social instability as a result of religious, ethnic, socio-economic and/or political unrest. In particular, escalated tensions involving North Korea and any outbreak of hostilities involving North Korea could have a severe adverse effect on Asian economies. Governments of certain Asian countries have exercised, and continue to exercise, substantial influence over many aspects of the private sector. In certain cases, the government owns or controls many companies, including the largest in the country. Accordingly, government actions could have a significant effect on the issuers of the Fund's securities or on economic conditions generally. Recent developments in relations between the U.S. and China have heightened concerns of increased tariffs and restrictions on trade between the two countries. An increase in tariffs or trade restrictions, or even the threat of such developments, could lead to a significant reduction in international trade, which could have a negative impact on the economy of Asian countries and a commensurately negative impact on the Fund.

**AUTHORIZED PARTICIPANT CONCENTRATION RISK.** Only an authorized participant may engage in creation or redemption transactions directly with the Fund. A limited number of institutions act as authorized participants for the Fund. To the extent that these institutions exit the business or are unable to proceed with creation and/or redemption orders and no other authorized participant steps forward to create or redeem, the Fund's shares may trade at a premium or discount to the Fund's net asset value and possibly face delisting.

**BRAZIL RISK.** The Fund is subject to certain risks specifically associated with investments in the securities of Brazilian issuers. Brazil is an emerging market and demonstrates significantly higher volatility from time to time in comparison to developed markets. Shareholder claims that are available in the U.S., as well as regulatory oversight and authority that is common in the U.S., including for claims based on fraud, may be difficult or impossible for shareholders of securities in Brazil or for U.S. authorities to pursue. Investing in Brazil may involve a higher degree of risk and special considerations not typically associated

with investing in more established economies or securities markets. Investment exposure to Brazil may subject the Fund, to a greater extent than if investments were made in developed countries, to the risks of adverse securities markets, exchange rates and social, political, regulatory, economic, or environmental events and natural disasters which may occur in Brazil. The economy, industries, and securities and currency markets of Brazil may be adversely affected by protectionist trade policies, slow economic activity worldwide, political and social instability and regional and global conflicts. Brazil has experienced security concerns, such as terrorism and strained international relations. Incidents involving the country's or region's security may cause uncertainty in Brazilian markets and may adversely affect its economy and the Fund's investments.

**CASH TRANSACTIONS RISK.** The Fund will effect some or all of its creations and redemptions for cash rather than in-kind. As a result, an investment in the Fund may be less tax-efficient than an investment in an ETF that effects all of its creations and redemptions in-kind. Because the Fund may effect redemptions for cash, it may be required to sell portfolio securities in order to obtain the cash needed to distribute redemption proceeds. A sale of portfolio securities may result in capital gains or losses and may also result in higher brokerage costs.

**CHINA RISK.** The Fund is subject to certain risks specifically associated with investments in the securities of Chinese issuers, including those issuers with securities listed on the Hong Kong Stock Exchange. China is an emerging market and demonstrates significantly higher volatility from time to time in comparison to developed markets. Shareholder claims that are available in the U.S., as well as regulatory oversight and authority that is common in the U.S., including for claims based on fraud, may be difficult or impossible for shareholders of securities in China or for U.S. authorities to pursue. The central government has historically exercised substantial control over virtually every sector of the Chinese economy through administrative regulation and/or state ownership and actions of the Chinese central and local government authorities continue to have a substantial effect on economic conditions in China. Export growth continues to be a major driver of China's rapid economic growth. Reduction in spending on Chinese products and services, institution of tariffs or other trade barriers, or a downturn in any of the economies of China's key trading partners may have an adverse impact on the Chinese economy. Recent developments in relations between the U.S. and China have heightened concerns of increased tariffs and restrictions on trade between the two countries. An increase in tariffs or trade restrictions, or even the threat of such developments, could lead to a significant reduction in international trade, which could have a negative impact on China's export industry and a commensurately negative impact on the Fund.

**CONSUMER DISCRETIONARY COMPANIES RISK.** Consumer discretionary companies, such as retailers, media companies and consumer services companies, provide non-essential goods and services. These companies manufacture products and provide discretionary services directly to the consumer, and the success of these companies is tied closely to the performance of the overall domestic and international economy, interest rates, competition and consumer confidence. Success depends heavily on disposable household income and consumer spending. Changes in demographics and consumer tastes can also affect the demand for, and success of, consumer discretionary products in the marketplace.

**CURRENCY RISK.** Changes in currency exchange rates affect the value of investments denominated in a foreign currency, and therefore the value of such investments in the Fund's portfolio. The Fund's net asset value could decline if a currency to which the Fund has exposure depreciates against the U.S. dollar or if there are delays or limits on repatriation of such currency. Currency exchange rates can be very volatile and can change quickly and unpredictably. As a result, the value of an investment in the Fund may change quickly and without warning.

**CYBER SECURITY RISK.** The Fund is susceptible to operational risks through breaches in cyber security. A breach in cyber security refers to both intentional and unintentional events that may cause the Fund to lose proprietary information, suffer data corruption or lose operational capacity. Such events could cause the Fund to incur regulatory penalties, reputational damage, additional compliance costs associated with corrective measures and/or financial loss. Cyber security breaches may involve unauthorized access to the Fund's digital information systems through "hacking" or malicious software coding but may also result from outside attacks such as denial-of-service attacks through efforts to make network services unavailable to intended users. In addition, cyber security breaches of the issuers of securities in which the Fund invests or the Fund's third-party service providers, such as its administrator, transfer agent, custodian, or sub-advisor, as applicable, can also subject the Fund to many of the same risks associated with direct cyber security breaches. Although the Fund has established risk management systems designed to reduce the risks associated with cyber security, there is no guarantee that such efforts will succeed, especially because the Fund does not directly control the cyber security systems of issuers or third-party service providers.

**DEPOSITARY RECEIPTS RISK.** Depositary receipts may be less liquid than the underlying shares in their primary trading market. Any distributions paid to the holders of depositary receipts are usually subject to a fee charged by the depositary. Holders of depositary receipts may have limited voting rights, and investment restrictions in certain countries may adversely impact the

value of depositary receipts because such restrictions may limit the ability to convert the equity shares into depositary receipts and vice versa. Such restrictions may cause the equity shares of the underlying issuer to trade at a discount or premium to the market price of the depositary receipts.

**EMERGING MARKETS RISK.** Investments in securities issued by governments and companies operating in emerging market countries involve additional risks relating to political, economic, or regulatory conditions not associated with investments in securities and instruments issued by U.S. companies or by companies operating in other developed market countries. Investments in emerging markets securities are generally considered speculative in nature and are subject to the following heightened risks: smaller market capitalization of securities markets which may suffer periods of relative illiquidity; significant price volatility; restrictions on foreign investment; possible repatriation of investment income and capital; rapid inflation; and currency convertibility issues. Emerging market countries also often have less uniformity in accounting and reporting requirements, unsettled securities laws, unreliable securities valuation and greater risk associated with custody of securities. Financial and other reporting by companies and government entities also may be less reliable in emerging market countries. Shareholder claims that are available in the U.S., as well as regulatory oversight and authority that is common in the U.S., including for claims based on fraud, may be difficult or impossible for shareholders of securities in emerging market countries or for U.S. authorities to pursue. For funds that track an index, the index may not weight the securities in emerging market countries on the basis of investor protection limitations, financial reporting quality or available oversight mechanisms. Furthermore, investors may be required to register the proceeds of sales and future economic or political crises could lead to price controls, forced mergers, expropriation or confiscatory taxation, seizure, nationalization or creation of government monopolies.

**EQUITY SECURITIES RISK.** The value of the Fund's shares will fluctuate with changes in the value of the equity securities in which it invests. Equity securities prices fluctuate for several reasons, including changes in investors' perceptions of the financial condition of an issuer or the general condition of the relevant equity market, such as market volatility, or when political or economic events affecting an issuer occur. Common stock prices may be particularly sensitive to rising interest rates, as the cost of capital rises and borrowing costs increase. Equity securities may decline significantly in price over short or extended periods of time, and such declines may occur in the equity market as a whole, or they may occur in only a particular country, company, industry or sector of the market.

**INDEX CONSTITUENT RISK.** The Fund may be a constituent of one or more indices. As a result, the Fund may be included in one or more index-tracking exchange-traded funds or mutual funds. Being a component security of such a vehicle could greatly affect the trading activity involving the Fund's shares, the size of the Fund and the market volatility of the Fund. Inclusion in an index could increase demand for the Fund and removal from an index could result in outsized selling activity in a relatively short period of time. As a result, the Fund's net asset value could be negatively impacted and the Fund's market price may be below the Fund's net asset value during certain periods. In addition, index rebalances may potentially result in increased trading activity in the Fund's shares.

**INDEX PROVIDER RISK.** There is no assurance that the Index Provider, or any agents that act on its behalf, will compile the Index accurately, or that the Index will be determined, maintained, constructed, reconstituted, rebalanced, composed, calculated or disseminated accurately. The Index Provider and its agents do not provide any representation or warranty in relation to the quality, accuracy or completeness of data in the Index, and do not guarantee that the Index will be calculated in accordance with its stated methodology. The Advisor's mandate as described in this prospectus is to manage the Fund consistently with the Index provided by the Index Provider. The Advisor relies upon the Index provider and its agents to accurately compile, maintain, construct, reconstitute, rebalance, compose, calculate and disseminate the Index accurately. Therefore, losses or costs associated with any Index Provider or agent errors generally will be borne by the Fund and its shareholders. To correct any such error, the Index Provider or its agents may carry out an unscheduled rebalance of the Index or other modification of Index constituents or weightings. When the Fund in turn rebalances its portfolio, any transaction costs and market exposure arising from such portfolio rebalancing will be borne by the Fund and its shareholders. Unscheduled rebalances also expose the Fund to additional tracking error risk. Errors in respect of the quality, accuracy and completeness of the data used to compile the Index may occur from time to time and may not be identified and corrected by the Index Provider for a period of time or at all, particularly where the Index is less commonly used as a benchmark by funds or advisors. For example, during a period where the Index contains incorrect constituents, the Fund tracking the Index would have market exposure to such constituents and would be underexposed to the Index's other constituents. Such errors may negatively impact the Fund and its shareholders. The Index Provider and its agents rely on various sources of information to assess the criteria of issuers included in the Index, including information that may be based on assumptions and estimates. Neither the Fund nor the Advisor can offer assurances that the Index's calculation methodology or sources of information will provide an accurate assessment of included issuers. Unusual market conditions may cause the Index Provider to postpone a scheduled rebalance,



which could cause the Index to vary from its normal or expected composition. The postponement of a scheduled rebalance in a time of market volatility could mean that constituents that would otherwise be removed at rebalance due to changes in market capitalizations, issuer credit ratings, or other reasons may remain, causing the performance and constituents of the Index to vary from those expected under normal conditions. Apart from scheduled rebalances, the Index Provider or its agents may carry out additional ad hoc rebalances to the Index due to unusual market conditions or in order, for example, to correct an error in the selection of index constituents.

**INDIA RISK.** The Fund is subject to certain risks specifically associated with investments in the securities of Indian issuers. India is an emerging market and demonstrates significantly higher volatility from time to time in comparison to developed markets. Shareholder claims that are available in the U.S., as well as regulatory oversight and authority that is common in the U.S., including for claims based on fraud, may be difficult or impossible for shareholders of securities in India or for U.S. authorities to pursue. Investment in Indian securities involves risks in addition to those associated with investments in securities of issuers in more developed countries, which may adversely affect the value of the Fund's assets. Such heightened risks include, among others, political and legal uncertainty, greater government control over the economy, currency fluctuations or blockage and the risk of nationalization or expropriation of assets. In addition, religious and border disputes persist in India. Moreover, India has experienced civil unrest and hostilities with neighboring countries, including Pakistan, and the Indian government has confronted separatist movements in several Indian states. The securities market of India is considered an emerging market that is characterized by a small number of listed companies that have significantly smaller market capitalizations, greater price volatility, greater delays and possibility of disruptions in settlement transactions, greater political uncertainties and greater dependence on international trade or development assistance and substantially less liquidity than companies in more developed markets. These factors, coupled with restrictions on foreign investment and other factors, limit the supply of securities available for investment by the Fund. This will affect the rate at which the Fund is able to invest in the securities of Indian companies, the purchase and sale prices for such securities and the timing of purchases and sales. Certain restrictions on foreign investments may decrease the liquidity of the Fund's portfolio, subject the Fund to higher transaction costs, or inhibit the Fund's ability to track the Index. Investments in Indian securities may also be limited or prevented, at times, due to the limits on foreign ownership imposed by the Reserve Bank of India ("RBI"). In addition, a natural or other disaster could occur in India that could affect the Indian economy or operations of the Fund, causing an adverse impact on the Fund.

**MARKET MAKER RISK.** The Fund faces numerous market trading risks, including the potential lack of an active market for Fund shares due to a limited number of market makers. Decisions by market makers or authorized participants to reduce their role or step away from these activities in times of market stress could inhibit the effectiveness of the arbitrage process in maintaining the relationship between the underlying values of the Fund's portfolio securities and the Fund's market price. The Fund may rely on a small number of third-party market makers to provide a market for the purchase and sale of shares. Any trading halt or other problem relating to the trading activity of these market makers could result in a dramatic change in the spread between the Fund's net asset value and the price at which the Fund's shares are trading on the Exchange, which could result in a decrease in value of the Fund's shares. This reduced effectiveness could result in Fund shares trading at a discount to net asset value and also in greater than normal intraday bid-ask spreads for Fund shares.

**MARKET RISK.** Market risk is the risk that a particular security, or shares of the Fund in general, may fall in value. Securities are subject to market fluctuations caused by such factors as economic, political, regulatory or market developments, changes in interest rates and perceived trends in securities prices. Shares of the Fund could decline in value or underperform other investments. In addition, local, regional or global events such as war, acts of terrorism, spread of infectious diseases or other public health issues, recessions, or other events could have a significant negative impact on the Fund and its investments. For example, the coronavirus disease 2019 (COVID-19) global pandemic and the aggressive responses taken by many governments, including closing borders, restricting international and domestic travel, and the imposition of prolonged quarantines or similar restrictions, has had negative impacts, and in many cases severe impacts, on markets worldwide. Additionally, the COVID-19 pandemic has caused prolonged disruptions to the normal business operations of companies around the world and the impact of such disruptions is hard to predict. Such events may affect certain geographic regions, countries, sectors and industries more significantly than others. Such events could adversely affect the prices and liquidity of the Fund's portfolio securities or other instruments and could result in disruptions in the trading markets. Any of such circumstances could have a materially negative impact on the value of the Fund's shares and result in increased market volatility. During any such events, the Fund's shares may trade at increased premiums or discounts to their net asset value.

**NON-CORRELATION RISK.** The Fund's return may not match the return of the Index for a number of reasons. The Fund incurs operating expenses not applicable to the Index, and may incur costs in buying and selling securities, especially when rebalancing the Fund's portfolio holdings to reflect changes in the composition of the Index. In addition, the Fund's portfolio holdings may not exactly replicate the securities included in the Index or the ratios between the securities included in the Index.

**NON-U.S. SECURITIES RISK.** Non-U.S. securities are subject to higher volatility than securities of domestic issuers due to possible adverse political, social or economic developments, restrictions on foreign investment or exchange of securities, capital controls, lack of liquidity, currency exchange rates, excessive taxation, government seizure of assets, the imposition of sanctions by foreign governments, different legal or accounting standards, and less government supervision and regulation of securities exchanges in foreign countries.

**PASSIVE INVESTMENT RISK.** The Fund is not actively managed. The Fund invests in securities included in or representative of the Index regardless of investment merit. The Fund generally will not attempt to take defensive positions in declining markets. In the event that the Index is no longer calculated, the Index license is terminated or the identity or character of the Index is materially changed, the Fund will seek to engage a replacement index.

**PORTFOLIO TURNOVER RISK.** High portfolio turnover may result in the Fund paying higher levels of transaction costs and may generate greater tax liabilities for shareholders. Portfolio turnover risk may cause the Fund's performance to be less than expected.

**PREMIUM/DISCOUNT RISK.** The market price of the Fund's shares will generally fluctuate in accordance with changes in the Fund's net asset value as well as the relative supply of and demand for shares on the Exchange. The Fund's investment advisor cannot predict whether shares will trade below, at or above their net asset value because the shares trade on the Exchange at market prices and not at net asset value. Price differences may be due, in large part, to the fact that supply and demand forces at work in the secondary trading market for shares will be closely related, but not identical, to the same forces influencing the prices of the holdings of the Fund trading individually or in the aggregate at any point in time. However, given that shares can only be purchased and redeemed in Creation Units, and only to and from broker-dealers and large institutional investors that have entered into participation agreements (unlike shares of closed-end funds, which frequently trade at appreciable discounts from, and sometimes at premiums to, their net asset value), the Fund's investment advisor believes that large discounts or premiums to the net asset value of shares should not be sustained. During stressed market conditions, the market for the Fund's shares may become less liquid in response to deteriorating liquidity in the market for the Fund's underlying portfolio holdings, which could in turn lead to differences between the market price of the Fund's shares and their net asset value.

**SIGNIFICANT EXPOSURE RISK.** To the extent that the Fund invests a large percentage of its assets in a single asset class or the securities of issuers within the same country, state, region, industry or sector, an adverse economic, business or political development may affect the value of the Fund's investments more than if the Fund were more broadly diversified. A significant exposure makes the Fund more susceptible to any single occurrence and may subject the Fund to greater market risk than a fund that is more broadly diversified.

**SMALLER COMPANIES RISK.** Small and/or mid capitalization companies may be more vulnerable to adverse general market or economic developments, and their securities may be less liquid and may experience greater price volatility than larger, more established companies as a result of several factors, including limited trading volumes, fewer products or financial resources, management inexperience and less publicly available information. Accordingly, such companies are generally subject to greater market risk than larger, more established companies.

**SOUTH KOREA RISK.** The Fund is subject to certain risks specifically associated with investments in the securities of South Korean issuers. Substantial political tensions exist between North Korea and South Korea. Escalated tensions involving the two nations and the outbreak of hostilities between the two nations, or even the threat of an outbreak of hostilities, could have a severe adverse effect on the South Korean economy. In addition, South Korea's economic growth potential has recently been on a decline because of a rapidly aging population and structural problems, among other factors. The South Korean economy is heavily reliant on trading exports, especially to other Asian countries and the U.S., and disruptions or decreases in trade activity could lead to further declines. The South Korean economy's dependence on the economies of Asia and the U.S. means that a reduction in spending by these economies on South Korean products and services or negative changes in any of these economies may cause an adverse impact on the South Korean economy and therefore, on the Fund's investments. In addition, South Korea is located in a part of the world that has historically been prone to natural disasters such as earthquakes, hurricanes or tsunamis, and is economically sensitive to environmental events. Any such event may adversely impact South Korea's economy or business operations of companies in South Korea.

**TRADING ISSUES RISK.** Trading in Fund shares on the Exchange may be halted due to market conditions or for reasons that, in the view of the Exchange, make trading in shares inadvisable. In addition, trading in Fund shares on the Exchange is subject to trading halts caused by extraordinary market volatility pursuant to the Exchange's "circuit breaker" rules. There can be no assurance that the requirements of the Exchange necessary to maintain the listing of the Fund will continue to be met or will

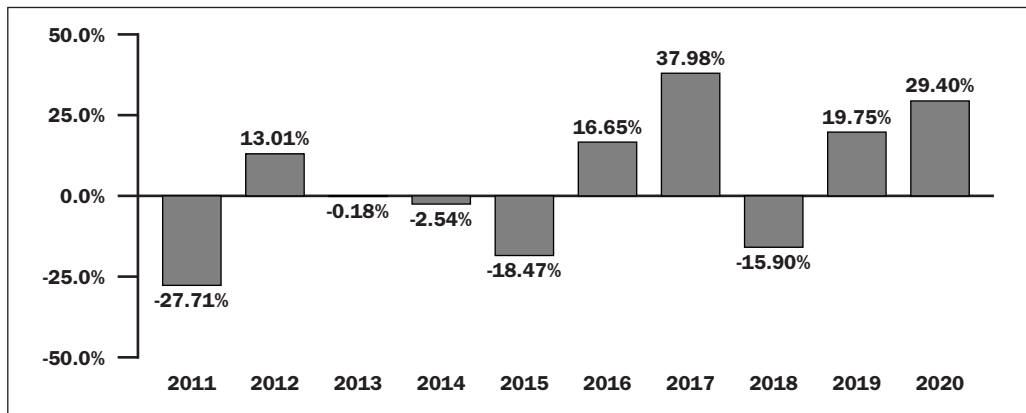
## First Trust BICK Index Fund (BICK)

remain unchanged. The Fund may have difficulty maintaining its listing on the Exchange in the event the Fund's assets are small, the Fund does not have enough shareholders, or if the Fund is unable to proceed with creation and/or redemption orders.

### Annual Total Return

The bar chart and table below illustrate the annual calendar year returns of the Fund based on net asset value as well as the average annual Fund and Index returns. The bar chart and table provide an indication of the risks of investing in the Fund by showing changes in the Fund's performance from year-to-year and by showing how the Fund's average annual total returns based on net asset value compared to those of the Index and two broad-based market indices. See "Total Return Information" for additional performance information regarding the Fund. The Fund's performance information is accessible on the Fund's website at [www.ftportfolios.com](http://www.ftportfolios.com).

### First Trust BICK Index Fund Calendar Year Total Returns as of 12/31



During the periods shown in the chart above:

Best Quarter		Worst Quarter	
30.45%	December 31, 2020	-29.98%	September 30, 2011

The Fund's past performance (before and after taxes) is not necessarily an indication of how the Fund will perform in the future.

Returns before taxes do not reflect the effects of any income or capital gains taxes. All after-tax returns are calculated using the historical highest individual federal marginal income tax rates and do not reflect the impact of any state or local tax. Returns after taxes on distributions reflect the taxed return on the payment of dividends and capital gains. Returns after taxes on distributions and sale of shares assume you sold your shares at period end, and, therefore, are also adjusted for any capital gains or losses incurred. Returns for the market indices do not include expenses, which are deducted from Fund returns, or taxes.

Your own actual after-tax returns will depend on your specific tax situation and may differ from what is shown here. After-tax returns are not relevant to investors who hold Fund shares in tax-deferred accounts such as individual retirement accounts (IRAs) or employee-sponsored retirement plans.

## First Trust BICK Index Fund (BICK)

### Average Annual Total Returns for the Periods Ended December 31, 2020

	1 Year	5 Years	10 Years	Since Inception	Inception Date
Return Before Taxes	29.40%	15.97%	3.12%	3.69%	4/12/2010
Return After Taxes on Distributions	29.15%	15.39%	2.47%	3.07%	
Return After Taxes on Distributions and Sale of Shares	17.39%	12.58%	2.08%	2.56%	
ISE BICK™ Index (reflects no deduction for fees, expenses or taxes)	31.13%	17.02%	4.02%	4.62%	
MSCI ACWI Index (reflects no deduction for fees, expenses or taxes)	16.25%	12.26%	9.13%	9.13%	
MSCI Emerging Markets Index (reflects no deduction for fees, expenses or taxes)	18.31%	12.81%	3.63%	4.53%	

### Management

#### **Investment Advisor**

First Trust Advisors L.P. (“First Trust” or the “Advisor”)

#### **Portfolio Managers**

The Fund’s portfolio is managed by a team (the “Investment Committee”) consisting of:

- Daniel J. Lindquist, Chairman of the Investment Committee and Managing Director of First Trust
- Jon C. Erickson, Senior Vice President of First Trust
- David G. McGarel, Chief Investment Officer, Chief Operating Officer and Managing Director of First Trust
- Roger F. Testin, Senior Vice President of First Trust
- Stan Ueland, Senior Vice President of First Trust
- Chris A. Peterson, Senior Vice President of First Trust
- Erik Russo, Vice President of First Trust

The Investment Committee members are primarily and jointly responsible for the day-to-day management of the Fund. Each Investment Committee member has served as a part of the portfolio management team of the Fund since 2010, except for Chris A. Peterson, who has served as a part of the portfolio management team of the Fund since 2016, and Erik Russo, who has served as a part of the portfolio management team of the Fund since 2020.

### Purchase and Sale of Fund Shares

The Fund issues and redeems shares on a continuous basis, at net asset value, only in large blocks of shares called “Creation Units.” Individual shares of the Fund may only be purchased and sold on the secondary market through a broker-dealer. Since shares of the Fund trade on securities exchanges in the secondary market at their market price rather than their net asset value, the Fund’s shares may trade at a price greater than (premium) or less than (discount) the Fund’s net asset value. An investor may incur costs attributable to the difference between the highest price a buyer is willing to pay to purchase shares of the Fund (bid) and the lowest price a seller is willing to accept for shares of the Fund (ask) when buying or selling shares in the secondary market (the “bid-ask spread”). Recent information, including the Fund’s net asset value, market price, premiums and discounts, and bid-ask spreads, is available online at <https://www.ftportfolios.com/Retail/etf/home.aspx>.

### Tax Information

The Fund’s distributions are taxable and will generally be taxed as ordinary income or capital gains. Distributions on shares held in a tax-deferred account, while not immediately taxable, will be subject to tax when the shares are no longer held in a tax-deferred account.

**Payments to Broker-Dealers and Other Financial Intermediaries**

If you purchase shares of the Fund through a broker-dealer or other financial intermediary (such as a bank), First Trust and First Trust Portfolios L.P., the Fund's distributor, may pay the intermediary for the sale of Fund shares and related services. These payments may create a conflict of interest by influencing the broker-dealer or other intermediary and your salesperson to recommend the Fund over another investment. Ask your salesperson or visit your financial intermediary's website for more information.

## SUMMARY INFORMATION

### First Trust Cloud Computing ETF (SKYY)

#### Investment Objective

The First Trust Cloud Computing ETF (the “Fund”) seeks investment results that correspond generally to the price and yield (before the Fund’s fees and expenses) of an equity index called the ISE CTA Cloud Computing Index™ (the “Index”).

#### Fees and Expenses of the Fund

The following table describes the fees and expenses you may pay if you buy, hold and sell shares of the Fund. Investors may pay other fees, such as brokerage commissions and other fees to financial intermediaries, which are not reflected in the table and example below.

#### Shareholder Fees

(fees paid directly from your investment)

Maximum Sales Charge (Load) Imposed on Purchases (as a percentage of offering price)	None
--	------

#### Annual Fund Operating Expenses

(expenses that you pay each year as a percentage of the value of your investment)

Management Fees	0.60%
Distribution and Service (12b-1) Fees	0.00%
Other Expenses	0.00%
<b>Total Annual Fund Operating Expenses</b>	<b>0.60%</b>

#### Example

The example below is intended to help you compare the cost of investing in the Fund with the cost of investing in other funds. This example does not take into account customary brokerage commissions that you pay when purchasing or selling shares of the Fund in the secondary market.

The example assumes that you invest \$10,000 in the Fund for the time periods indicated. The example also assumes that your investment has a 5% return each year and that the Fund’s operating expenses remain at current levels. Although your actual costs may be higher or lower, based on these assumptions your costs would be:

1 Year	3 Years	5 Years	10 Years
\$61	\$192	\$335	\$750

#### Portfolio Turnover

The Fund pays transaction costs, such as commissions, when it buys and sells securities (or “turns over” its portfolio). A higher portfolio turnover rate may indicate higher transaction costs and may result in higher taxes when Fund shares are held in a taxable account. These costs, which are not reflected in annual fund operating expenses or in the example, affect the Fund’s performance. During the most recent fiscal year, the Fund’s portfolio turnover rate was 35% of the average value of its portfolio.

#### Principal Investment Strategies

The Fund will normally invest at least 90% of its net assets (including investment borrowings) in the common stocks and depositary receipts that comprise the Index. The Fund, using an indexing investment approach, attempts to replicate, before fees and expenses, the performance of the Index. The Index is developed, maintained and sponsored by Nasdaq, Inc. (the “Index Provider”). The Index Provider may, from time to time, exercise reasonable discretion as it deems appropriate in order to maintain Index integrity.

The Index is designed to track the performance of companies involved in the cloud computing industry. To be eligible for inclusion in the Index, a security must be issued by a “cloud computing” company, as classified by the Consumer Technology Association (the “CTA”). A security issued by a company engaged in one or more of the activities listed below is determined to be a cloud computing company:

- Infrastructure-as-a-Service (“IaaS”): Companies that deliver cloud computing infrastructure – servers, storage, and networks – as an on-demand service.

## First Trust Cloud Computing ETF (SKYY)

- Platform-as-a-Service (“PaaS”): Companies that deliver a platform for the creation of software in the form of virtualization, middleware, and/or operating systems, which is then delivered over the internet.
- Software-as-a-Service (“SaaS”): Companies that deliver software applications over the internet enabling other companies to conduct their operations using the application.

In addition to comprising one of the three enumerated categories, a security must also have a minimum market capitalization of \$500 million, a minimum three-month average daily dollar trading volume of \$5 million, a minimum free float of 20%, be listed on an Index-eligible exchange and have seasoned for at least three months on an Index-eligible exchange in order to be eligible for inclusion in the Index.

The Index employs a modified equal weighting methodology that utilizes a security's “cloud score.” A security's cloud score is calculated by determining whether its issuing company qualifies as an IaaS, PaaS and/or SaaS. Companies are assigned a score of 3 if they qualify as an IaaS, a score of 2 if they qualify as a PaaS and a score of 1 if they qualify as a SaaS. A company can qualify as all three types. Therefore, a security can achieve a maximum cloud score of 6. Each security's cloud score is divided by the total sum of the scores in the universe to determine the weight of each security. Individual security weights are capped at 4.5%.

The Index is reconstituted and rebalanced quarterly and the Fund will make corresponding changes to its portfolio shortly after the Index changes are made public. The Index's quarterly rebalance and reconstitution schedule may cause the Fund to experience a higher rate of portfolio turnover. The Fund will be concentrated in an industry or a group of industries to the extent that the Index is so concentrated. As of December 31, 2020, the Fund had significant investments in information technology companies, although this may change from time to time. To the extent the Fund invests a significant portion of its assets in a given jurisdiction or investment sector, the Fund may be exposed to the risks associated with that jurisdiction or investment sector.

### Principal Risks

You could lose money by investing in the Fund. An investment in the Fund is not a deposit of a bank and is not insured or guaranteed by the Federal Deposit Insurance Corporation or any other governmental agency. There can be no assurance that the Fund's investment objective will be achieved. The order of the below risk factors does not indicate the significance of any particular risk factor.

**AUTHORIZED PARTICIPANT CONCENTRATION RISK.** Only an authorized participant may engage in creation or redemption transactions directly with the Fund. A limited number of institutions act as authorized participants for the Fund. To the extent that these institutions exit the business or are unable to proceed with creation and/or redemption orders and no other authorized participant steps forward to create or redeem, the Fund's shares may trade at a premium or discount to the Fund's net asset value and possibly face delisting.

**CLOUD COMPUTING COMPANIES RISK.** Cloud computing companies include companies that provide remote computation, software, data access and storage services. The risks related to investing in such companies include disruption in service caused by hardware or software failure, interruptions or delays in service by third-party data center hosting facilities and maintenance providers, security breaches involving certain private, sensitive, proprietary and confidential information managed and transmitted by cloud computing companies, and privacy concerns and laws, evolving Internet regulation and other foreign or domestic regulations that may limit or otherwise affect the operations of such companies. In addition, the business models employed by the companies in the cloud computing industry may not prove to be successful.

**CYBER SECURITY RISK.** The Fund is susceptible to operational risks through breaches in cyber security. A breach in cyber security refers to both intentional and unintentional events that may cause the Fund to lose proprietary information, suffer data corruption or lose operational capacity. Such events could cause the Fund to incur regulatory penalties, reputational damage, additional compliance costs associated with corrective measures and/or financial loss. Cyber security breaches may involve unauthorized access to the Fund's digital information systems through “hacking” or malicious software coding but may also result from outside attacks such as denial-of-service attacks through efforts to make network services unavailable to intended users. In addition, cyber security breaches of the issuers of securities in which the Fund invests or the Fund's third-party service providers, such as its administrator, transfer agent, custodian, or sub-advisor, as applicable, can also subject the Fund to many of the same risks associated with direct cyber security breaches. Although the Fund has established risk management systems designed to reduce the risks associated with cyber security, there is no guarantee that such efforts will succeed, especially because the Fund does not directly control the cyber security systems of issuers or third-party service providers.

**DEPOSITARY RECEIPTS RISK.** Depositary receipts may be less liquid than the underlying shares in their primary trading market. Any distributions paid to the holders of depositary receipts are usually subject to a fee charged by the depositary. Holders of depositary receipts may have limited voting rights, and investment restrictions in certain countries may adversely impact the value of depositary receipts because such restrictions may limit the ability to convert the equity shares into depositary receipts and vice versa. Such restrictions may cause the equity shares of the underlying issuer to trade at a discount or premium to the market price of the depositary receipts.

**EQUITY SECURITIES RISK.** The value of the Fund's shares will fluctuate with changes in the value of the equity securities in which it invests. Equity securities prices fluctuate for several reasons, including changes in investors' perceptions of the financial condition of an issuer or the general condition of the relevant equity market, such as market volatility, or when political or economic events affecting an issuer occur. Common stock prices may be particularly sensitive to rising interest rates, as the cost of capital rises and borrowing costs increase. Equity securities may decline significantly in price over short or extended periods of time, and such declines may occur in the equity market as a whole, or they may occur in only a particular country, company, industry or sector of the market.

**INDEX CONSTITUENT RISK.** The Fund may be a constituent of one or more indices. As a result, the Fund may be included in one or more index-tracking exchange-traded funds or mutual funds. Being a component security of such a vehicle could greatly affect the trading activity involving the Fund's shares, the size of the Fund and the market volatility of the Fund. Inclusion in an index could increase demand for the Fund and removal from an index could result in outsized selling activity in a relatively short period of time. As a result, the Fund's net asset value could be negatively impacted and the Fund's market price may be below the Fund's net asset value during certain periods. In addition, index rebalances may potentially result in increased trading activity in the Fund's shares.

**INDEX PROVIDER RISK.** There is no assurance that the Index Provider, or any agents that act on its behalf, will compile the Index accurately, or that the Index will be determined, maintained, constructed, reconstituted, rebalanced, composed, calculated or disseminated accurately. The Index Provider and its agents do not provide any representation or warranty in relation to the quality, accuracy or completeness of data in the Index, and do not guarantee that the Index will be calculated in accordance with its stated methodology. The Advisor's mandate as described in this prospectus is to manage the Fund consistently with the Index provided by the Index Provider. The Advisor relies upon the Index provider and its agents to accurately compile, maintain, construct, reconstitute, rebalance, compose, calculate and disseminate the Index accurately. Therefore, losses or costs associated with any Index Provider or agent errors generally will be borne by the Fund and its shareholders. To correct any such error, the Index Provider or its agents may carry out an unscheduled rebalance of the Index or other modification of Index constituents or weightings. When the Fund in turn rebalances its portfolio, any transaction costs and market exposure arising from such portfolio rebalancing will be borne by the Fund and its shareholders. Unscheduled rebalances also expose the Fund to additional tracking error risk. Errors in respect of the quality, accuracy and completeness of the data used to compile the Index may occur from time to time and may not be identified and corrected by the Index Provider for a period of time or at all, particularly where the Index is less commonly used as a benchmark by funds or advisors. For example, during a period where the Index contains incorrect constituents, the Fund tracking the Index would have market exposure to such constituents and would be underexposed to the Index's other constituents. Such errors may negatively impact the Fund and its shareholders. The Index Provider and its agents rely on various sources of information to assess the criteria of issuers included in the Index, including information that may be based on assumptions and estimates. Neither the Fund nor the Advisor can offer assurances that the Index's calculation methodology or sources of information will provide an accurate assessment of included issuers. Unusual market conditions may cause the Index Provider to postpone a scheduled rebalance, which could cause the Index to vary from its normal or expected composition. The postponement of a scheduled rebalance in a time of market volatility could mean that constituents that would otherwise be removed at rebalance due to changes in market capitalizations, issuer credit ratings, or other reasons may remain, causing the performance and constituents of the Index to vary from those expected under normal conditions. Apart from scheduled rebalances, the Index Provider or its agents may carry out additional ad hoc rebalances to the Index due to unusual market conditions or in order, for example, to correct an error in the selection of index constituents.

**INFORMATION TECHNOLOGY COMPANIES RISK.** Information technology companies produce and provide hardware, software and information technology systems and services. These companies may be adversely affected by rapidly changing technologies, short product life cycles, fierce competition, aggressive pricing and reduced profit margins, the loss of patent, copyright and trademark protections, cyclical market patterns, evolving industry standards and frequent new product introductions. In addition, information technology companies are particularly vulnerable to federal, state and local government regulation, and competition and consolidation, both domestically and internationally, including competition from foreign



competitors with lower production costs. Information technology companies also heavily rely on intellectual property rights and may be adversely affected by the loss or impairment of those rights.

**INTERNET COMPANIES RISK.** Internet companies are subject to rapid changes in technology, hacking or other cyber security events, worldwide competition, rapid obsolescence of products and services, loss of patent protections, cyclical market patterns, evolving industry standards, frequent new product introductions and the considerable risk of owning small capitalization companies that have recently begun operations. Many Internet companies have incurred large losses since their inception and may continue to incur large losses in the hope of capturing market share and generating future revenues. Accordingly, many such companies expect to incur significant operating losses for the foreseeable future, and may never be profitable. The markets in which many Internet companies compete face rapidly evolving industry standards, frequent new service and product announcements, introductions and enhancements and changing customer demands. The failure of an Internet company to adapt to such changes could have a material adverse effect on the company's business. In addition, the widespread adoption of new Internet, networking, telecommunications technologies, or other technological changes could require substantial expenditures by an Internet company to modify or adapt its services or infrastructure, which could have a material adverse effect on an Internet company's business.

**MARKET MAKER RISK.** The Fund faces numerous market trading risks, including the potential lack of an active market for Fund shares due to a limited number of market makers. Decisions by market makers or authorized participants to reduce their role or step away from these activities in times of market stress could inhibit the effectiveness of the arbitrage process in maintaining the relationship between the underlying values of the Fund's portfolio securities and the Fund's market price. The Fund may rely on a small number of third-party market makers to provide a market for the purchase and sale of shares. Any trading halt or other problem relating to the trading activity of these market makers could result in a dramatic change in the spread between the Fund's net asset value and the price at which the Fund's shares are trading on the Exchange, which could result in a decrease in value of the Fund's shares. This reduced effectiveness could result in Fund shares trading at a discount to net asset value and also in greater than normal intraday bid-ask spreads for Fund shares.

**MARKET RISK.** Market risk is the risk that a particular security, or shares of the Fund in general, may fall in value. Securities are subject to market fluctuations caused by such factors as economic, political, regulatory or market developments, changes in interest rates and perceived trends in securities prices. Shares of the Fund could decline in value or underperform other investments. In addition, local, regional or global events such as war, acts of terrorism, spread of infectious diseases or other public health issues, recessions, or other events could have a significant negative impact on the Fund and its investments. For example, the coronavirus disease 2019 (COVID-19) global pandemic and the aggressive responses taken by many governments, including closing borders, restricting international and domestic travel, and the imposition of prolonged quarantines or similar restrictions, has had negative impacts, and in many cases severe impacts, on markets worldwide. Additionally, the COVID-19 pandemic has caused prolonged disruptions to the normal business operations of companies around the world and the impact of such disruptions is hard to predict. Such events may affect certain geographic regions, countries, sectors and industries more significantly than others. Such events could adversely affect the prices and liquidity of the Fund's portfolio securities or other instruments and could result in disruptions in the trading markets. Any of such circumstances could have a materially negative impact on the value of the Fund's shares and result in increased market volatility. During any such events, the Fund's shares may trade at increased premiums or discounts to their net asset value.

**NON-CORRELATION RISK.** The Fund's return may not match the return of the Index for a number of reasons. The Fund incurs operating expenses not applicable to the Index, and may incur costs in buying and selling securities, especially when rebalancing the Fund's portfolio holdings to reflect changes in the composition of the Index. In addition, the Fund's portfolio holdings may not exactly replicate the securities included in the Index or the ratios between the securities included in the Index.

**NON-U.S. SECURITIES RISK.** Non-U.S. securities are subject to higher volatility than securities of domestic issuers due to possible adverse political, social or economic developments, restrictions on foreign investment or exchange of securities, capital controls, lack of liquidity, currency exchange rates, excessive taxation, government seizure of assets, the imposition of sanctions by foreign governments, different legal or accounting standards, and less government supervision and regulation of securities exchanges in foreign countries.

**PASSIVE INVESTMENT RISK.** The Fund is not actively managed. The Fund invests in securities included in or representative of the Index regardless of investment merit. The Fund generally will not attempt to take defensive positions in declining markets. In the event that the Index is no longer calculated, the Index license is terminated or the identity or character of the Index is materially changed, the Fund will seek to engage a replacement index.

**PORTFOLIO TURNOVER RISK.** High portfolio turnover may result in the Fund paying higher levels of transaction costs and may generate greater tax liabilities for shareholders. Portfolio turnover risk may cause the Fund's performance to be less than expected.

**PREMIUM/DISCOUNT RISK.** The market price of the Fund's shares will generally fluctuate in accordance with changes in the Fund's net asset value as well as the relative supply of and demand for shares on the Exchange. The Fund's investment advisor cannot predict whether shares will trade below, at or above their net asset value because the shares trade on the Exchange at market prices and not at net asset value. Price differences may be due, in large part, to the fact that supply and demand forces at work in the secondary trading market for shares will be closely related, but not identical, to the same forces influencing the prices of the holdings of the Fund trading individually or in the aggregate at any point in time. However, given that shares can only be purchased and redeemed in Creation Units, and only to and from broker-dealers and large institutional investors that have entered into participation agreements (unlike shares of closed-end funds, which frequently trade at appreciable discounts from, and sometimes at premiums to, their net asset value), the Fund's investment advisor believes that large discounts or premiums to the net asset value of shares should not be sustained. During stressed market conditions, the market for the Fund's shares may become less liquid in response to deteriorating liquidity in the market for the Fund's underlying portfolio holdings, which could in turn lead to differences between the market price of the Fund's shares and their net asset value.

**SIGNIFICANT EXPOSURE RISK.** To the extent that the Fund invests a large percentage of its assets in a single asset class or the securities of issuers within the same country, state, region, industry or sector, an adverse economic, business or political development may affect the value of the Fund's investments more than if the Fund were more broadly diversified. A significant exposure makes the Fund more susceptible to any single occurrence and may subject the Fund to greater market risk than a fund that is more broadly diversified.

**SMALLER COMPANIES RISK.** Small and/or mid capitalization companies may be more vulnerable to adverse general market or economic developments, and their securities may be less liquid and may experience greater price volatility than larger, more established companies as a result of several factors, including limited trading volumes, fewer products or financial resources, management inexperience and less publicly available information. Accordingly, such companies are generally subject to greater market risk than larger, more established companies.

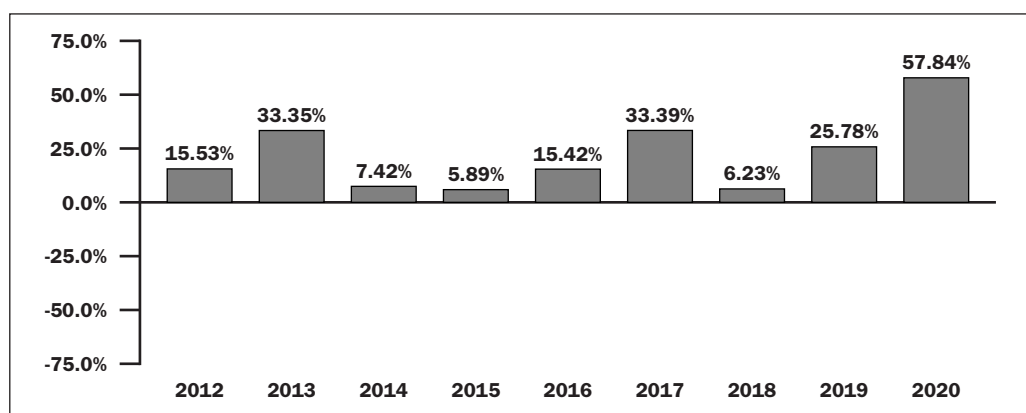
**TRADING ISSUES RISK.** Trading in Fund shares on the Exchange may be halted due to market conditions or for reasons that, in the view of the Exchange, make trading in shares inadvisable. In addition, trading in Fund shares on the Exchange is subject to trading halts caused by extraordinary market volatility pursuant to the Exchange's "circuit breaker" rules. There can be no assurance that the requirements of the Exchange necessary to maintain the listing of the Fund will continue to be met or will remain unchanged. The Fund may have difficulty maintaining its listing on the Exchange in the event the Fund's assets are small, the Fund does not have enough shareholders, or if the Fund is unable to proceed with creation and/or redemption orders.

### Annual Total Return

The bar chart and table below illustrate the annual calendar year returns of the Fund based on net asset value as well as the average annual Fund and Index returns. The bar chart and table provide an indication of the risks of investing in the Fund by showing changes in the Fund's performance from year-to-year and by showing how the Fund's average annual total returns based on net asset value compared to those of the Index, a broad-based market index and a market index. See "Total Return Information" for additional performance information regarding the Fund. The Fund's performance information is accessible on the Fund's website at [www.ftportfolios.com](http://www.ftportfolios.com).

## First Trust Cloud Computing ETF (SKYY)

### First Trust Cloud Computing ETF Calendar Year Total Returns as of 12/31



During the periods shown in the chart above:

Best Quarter		Worst Quarter	
36.59%	June 30, 2020	-14.36%	December 31, 2018

The Fund's past performance (before and after taxes) is not necessarily an indication of how the Fund will perform in the future.

Returns before taxes do not reflect the effects of any income or capital gains taxes. All after-tax returns are calculated using the historical highest individual federal marginal income tax rates and do not reflect the impact of any state or local tax. Returns after taxes on distributions reflect the taxed return on the payment of dividends and capital gains. Returns after taxes on distributions and sale of shares assume you sold your shares at period end, and, therefore, are also adjusted for any capital gains or losses incurred. Returns for the market indices do not include expenses, which are deducted from Fund returns, or taxes.

Your own actual after-tax returns will depend on your specific tax situation and may differ from what is shown here. After-tax returns are not relevant to investors who hold Fund shares in tax-deferred accounts such as individual retirement accounts (IRAs) or employee-sponsored retirement plans.

### Average Annual Total Returns for the Periods Ended December 31, 2020

	1 Year	5 Years	Since Inception	Inception Date
Return Before Taxes	57.84%	26.56%	18.13%	7/5/2011
Return After Taxes on Distributions	57.69%	26.31%	17.97%	
Return After Taxes on Distributions and Sale of Shares	34.22%	21.91%	15.43%	
ISE CTA Cloud Computing Index <sup>TM(1)</sup> (reflects no deduction for fees, expenses or taxes)	58.80%	27.17%	18.78%	
S&P 500 <sup>®</sup> Index (reflects no deduction for fees, expenses or taxes)	18.40%	15.22%	13.82%	
S&P Composite 1500 <sup>®</sup> Information Technology Index (reflects no deduction for fees, expenses or taxes)	43.23%	27.39%	20.87%	

(1) On June 24, 2019, the Fund's underlying index changed its methodology and changed its name from "ISE Cloud Computing<sup>TM</sup> Index" to "ISE CTA Cloud Computing Index<sup>TM</sup>."

### Management

#### Investment Advisor

First Trust Advisors L.P. ("First Trust" or the "Advisor")

### **Portfolio Managers**

The Fund's portfolio is managed by a team (the "Investment Committee") consisting of:

- Daniel J. Lindquist, Chairman of the Investment Committee and Managing Director of First Trust
- Jon C. Erickson, Senior Vice President of First Trust
- David G. McGarel, Chief Investment Officer, Chief Operating Officer and Managing Director of First Trust
- Roger F. Testin, Senior Vice President of First Trust
- Stan Ueland, Senior Vice President of First Trust
- Chris A. Peterson, Senior Vice President of First Trust
- Erik Russo, Vice President of First Trust

The Investment Committee members are primarily and jointly responsible for the day-to-day management of the Fund. Each Investment Committee member has served as a part of the portfolio management team of the Fund since 2011, except for Chris A. Peterson, who has served as a part of the portfolio management team of the Fund since 2016, and Erik Russo, who has served as a part of the portfolio management team of the Fund since 2020.

### **Purchase and Sale of Fund Shares**

The Fund issues and redeems shares on a continuous basis, at net asset value, only in large blocks of shares called "Creation Units." Individual shares of the Fund may only be purchased and sold on the secondary market through a broker-dealer. Since shares of the Fund trade on securities exchanges in the secondary market at their market price rather than their net asset value, the Fund's shares may trade at a price greater than (premium) or less than (discount) the Fund's net asset value. An investor may incur costs attributable to the difference between the highest price a buyer is willing to pay to purchase shares of the Fund (bid) and the lowest price a seller is willing to accept for shares of the Fund (ask) when buying or selling shares in the secondary market (the "bid-ask spread"). Recent information, including the Fund's net asset value, market price, premiums and discounts, and bid-ask spreads, is available online at <https://www.ftportfolios.com/Retail/etf/home.aspx>.

### **Tax Information**

The Fund's distributions are taxable and will generally be taxed as ordinary income or capital gains. Distributions on shares held in a tax-deferred account, while not immediately taxable, will be subject to tax when the shares are no longer held in a tax-deferred account.

### **Payments to Broker-Dealers and Other Financial Intermediaries**

If you purchase shares of the Fund through a broker-dealer or other financial intermediary (such as a bank), First Trust and First Trust Portfolios L.P., the Fund's distributor, may pay the intermediary for the sale of Fund shares and related services. These payments may create a conflict of interest by influencing the broker-dealer or other intermediary and your salesperson to recommend the Fund over another investment. Ask your salesperson or visit your financial intermediary's website for more information.

## SUMMARY INFORMATION

### First Trust Dow Jones Global Select Dividend Index Fund (FGD)

#### Investment Objective

The First Trust Dow Jones Global Select Dividend Index Fund (the "Fund") seeks investment results that correspond generally to the price and yield (before the Fund's fees and expenses) of an equity index called the Dow Jones Global Select Dividend Index (the "Index").

#### Fees and Expenses of the Fund

The following table describes the fees and expenses you may pay if you buy, hold and sell shares of the Fund. Investors may pay other fees, such as brokerage commissions and other fees to financial intermediaries, which are not reflected in the table and example below.

#### Shareholder Fees

(fees paid directly from your investment)

Maximum Sales Charge (Load) Imposed on Purchases (as a percentage of offering price)	None
--	------

#### Annual Fund Operating Expenses

(expenses that you pay each year as a percentage of the value of your investment)

Management Fees	0.40%
Distribution and Service (12b-1) Fees	0.00%
Other Expenses	0.17%
<b>Total Annual Fund Operating Expenses</b>	<b>0.57%</b>
Fee Waiver and Expense Reimbursement <sup>(1)</sup>	0.00%
<b>Net Annual Fund Operating Expenses</b>	<b>0.57%</b>

(1) First Trust Advisors L.P., the Fund's investment advisor, has agreed to waive fees and/or reimburse Fund expenses to the extent that the operating expenses of the Fund (excluding interest expense, brokerage commissions and other trading expenses, taxes and extraordinary expenses) exceed 0.60% of its average daily net assets per year (the "Expense Cap") at least through January 31, 2022. Expenses reimbursed and fees waived under such agreement are subject to recovery by the Fund's investment advisor for up to three years from the date the fee was waived or expense was incurred, but no reimbursement payment will be made by the Fund if it results in the Fund exceeding (i) the applicable expense limitation in place for the most recent fiscal year for which such expense limitation was in place, (ii) the applicable expense limitation in place at the time the fees were waived, or (iii) the current expense limitation. The agreement may be terminated by the Trust, on behalf of the Fund, at any time and by the Fund's investment advisor only after January 31, 2022 upon 60 days' written notice.

#### Example

The example below is intended to help you compare the cost of investing in the Fund with the cost of investing in other funds. This example does not take into account customary brokerage commissions that you pay when purchasing or selling shares of the Fund in the secondary market.

The example assumes that you invest \$10,000 in the Fund for the time periods indicated. The example also assumes that your investment has a 5% return each year and that the Fund's operating expenses remain at current levels. Although your actual costs may be higher or lower, based on these assumptions your costs would be:

1 Year	3 Years	5 Years	10 Years
\$58	\$183	\$318	\$714

#### Portfolio Turnover

The Fund pays transaction costs, such as commissions, when it buys and sells securities (or "turns over" its portfolio). A higher portfolio turnover rate may indicate higher transaction costs and may result in higher taxes when Fund shares are held in a taxable account. These costs, which are not reflected in annual fund operating expenses or in the example, affect the Fund's performance. During the most recent fiscal year, the Fund's portfolio turnover rate was 67% of the average value of its portfolio.

## Principal Investment Strategies

The Fund will normally invest at least 90% of its net assets (including investment borrowings) in the common stocks and depositary receipts that comprise the Index. The Fund, using an indexing investment approach, attempts to replicate, before fees and expenses, the performance of the Index. The Index is compiled and maintained by S&P Dow Jones Indices LLC (the "Index Provider"). The Index Provider reserves the right to make exceptions when applying the methodology if the need arises. In addition, the Index Provider may revise Index policy covering rules for selecting companies, treatment of dividends, share counts or other matters.

The Index is an indicated annual dividend yield weighted index of 100 stocks selected from the developed-market portion of the Dow Jones World Index<sup>SM</sup>. Indicated annual dividend yield is a stock's unadjusted indicated annual dividend (not including any special dividends) divided by its unadjusted price. In order to be eligible for inclusion in the Index, a security must be issued by a company that (i) pays a current dividend, (ii) has a current year dividend-per-share ratio that is greater than or equal to its five-year average annual dividend-per-share ratio and (iii) has a minimum three-month daily average trading volume of \$3 million. All eligible securities are ranked by dividend yield and the top 100 highest yielding securities are selected for inclusion in the Index. Once a security is included in the Index it will not be removed so long as it is one of the top 150 highest yielding eligible securities. Securities selected for inclusion in the Index are weighted according to their indicated annual dividend yield. Weights of individual securities are capped at 10%.

The Index is rebalanced and reconstituted annually and the Fund will make corresponding changes to its portfolio shortly after the Index changes are made public. The Fund will be concentrated in an industry or a group of industries to the extent that the Index is so concentrated. As of December 31, 2020, the Fund had significant investments in financial companies and European issuers, although this may change from time to time. To the extent the Fund invests a significant portion of its assets in a given jurisdiction or investment sector, the Fund may be exposed to the risks associated with that jurisdiction or investment sector.

## Principal Risks

You could lose money by investing in the Fund. An investment in the Fund is not a deposit of a bank and is not insured or guaranteed by the Federal Deposit Insurance Corporation or any other governmental agency. There can be no assurance that the Fund's investment objective will be achieved. The order of the below risk factors does not indicate the significance of any particular risk factor.

**AUTHORIZED PARTICIPANT CONCENTRATION RISK.** Only an authorized participant may engage in creation or redemption transactions directly with the Fund. A limited number of institutions act as authorized participants for the Fund. To the extent that these institutions exit the business or are unable to proceed with creation and/or redemption orders and no other authorized participant steps forward to create or redeem, the Fund's shares may trade at a premium or discount to the Fund's net asset value and possibly face delisting.

**CURRENCY RISK.** Changes in currency exchange rates affect the value of investments denominated in a foreign currency, and therefore the value of such investments in the Fund's portfolio. The Fund's net asset value could decline if a currency to which the Fund has exposure depreciates against the U.S. dollar or if there are delays or limits on repatriation of such currency. Currency exchange rates can be very volatile and can change quickly and unpredictably. As a result, the value of an investment in the Fund may change quickly and without warning.

**CYBER SECURITY RISK.** The Fund is susceptible to operational risks through breaches in cyber security. A breach in cyber security refers to both intentional and unintentional events that may cause the Fund to lose proprietary information, suffer data corruption or lose operational capacity. Such events could cause the Fund to incur regulatory penalties, reputational damage, additional compliance costs associated with corrective measures and/or financial loss. Cyber security breaches may involve unauthorized access to the Fund's digital information systems through "hacking" or malicious software coding but may also result from outside attacks such as denial-of-service attacks through efforts to make network services unavailable to intended users. In addition, cyber security breaches of the issuers of securities in which the Fund invests or the Fund's third-party service providers, such as its administrator, transfer agent, custodian, or sub-advisor, as applicable, can also subject the Fund to many of the same risks associated with direct cyber security breaches. Although the Fund has established risk management systems designed to reduce the risks associated with cyber security, there is no guarantee that such efforts will succeed, especially because the Fund does not directly control the cyber security systems of issuers or third-party service providers.

**DEPOSITARY RECEIPTS RISK.** Depositary receipts may be less liquid than the underlying shares in their primary trading market. Any distributions paid to the holders of depositary receipts are usually subject to a fee charged by the depositary. Holders of depositary receipts may have limited voting rights, and investment restrictions in certain countries may adversely impact the value of depositary receipts because such restrictions may limit the ability to convert the equity shares into depositary receipts and vice versa. Such restrictions may cause the equity shares of the underlying issuer to trade at a discount or premium to the market price of the depositary receipts.

**DIVIDENDS RISK.** The Fund's investment in dividend-paying securities could cause the Fund to underperform similar funds that invest without consideration of an issuer's track record of paying dividends. Companies that issue dividend-paying securities are not required to continue to pay dividends on such securities. Therefore, there is the possibility that such companies could reduce or eliminate the payment of dividends in the future, which could negatively affect the Fund's performance.

**EQUITY SECURITIES RISK.** The value of the Fund's shares will fluctuate with changes in the value of the equity securities in which it invests. Equity securities prices fluctuate for several reasons, including changes in investors' perceptions of the financial condition of an issuer or the general condition of the relevant equity market, such as market volatility, or when political or economic events affecting an issuer occur. Common stock prices may be particularly sensitive to rising interest rates, as the cost of capital rises and borrowing costs increase. Equity securities may decline significantly in price over short or extended periods of time, and such declines may occur in the equity market as a whole, or they may occur in only a particular country, company, industry or sector of the market.

**EUROPE RISK.** The Fund is subject to certain risks specifically associated with investments in the securities of European issuers. Political or economic disruptions in European countries, even in countries in which the Fund is not invested, may adversely affect security values and thus the Fund's holdings. A significant number of countries in Europe are member states in the European Union (the "EU"), and the member states no longer control their own monetary policies by directing independent interest rates for their currencies. In these member states, the authority to direct monetary policies, including money supply and official interest rates for the Euro, is exercised by the European Central Bank. In a 2016 referendum, the United Kingdom elected to withdraw from the EU ("Brexit"). As the second largest economy among EU members, the implications of the United Kingdom's withdrawal are difficult to gauge and cannot be fully known. Its departure may negatively impact the EU and Europe as a whole by causing volatility within the EU, triggering prolonged economic downturns in certain European countries or sparking additional member states to contemplate departing the EU (thereby perpetuating political instability in the region).

**FINANCIAL COMPANIES RISK.** Financial companies, such as retail and commercial banks, insurance companies and financial services companies, are especially subject to the adverse effects of economic recession, currency exchange rates, extensive government regulation, decreases in the availability of capital, volatile interest rates, portfolio concentrations in geographic markets, industries or products (such as commercial and residential real estate loans), competition from new entrants and blurred distinctions in their fields of business.

**INDEX CONSTITUENT RISK.** The Fund may be a constituent of one or more indices. As a result, the Fund may be included in one or more index-tracking exchange-traded funds or mutual funds. Being a component security of such a vehicle could greatly affect the trading activity involving the Fund's shares, the size of the Fund and the market volatility of the Fund. Inclusion in an index could increase demand for the Fund and removal from an index could result in outsized selling activity in a relatively short period of time. As a result, the Fund's net asset value could be negatively impacted and the Fund's market price may be below the Fund's net asset value during certain periods. In addition, index rebalances may potentially result in increased trading activity in the Fund's shares.

**INDEX PROVIDER RISK.** There is no assurance that the Index Provider, or any agents that act on its behalf, will compile the Index accurately, or that the Index will be determined, maintained, constructed, reconstituted, rebalanced, composed, calculated or disseminated accurately. The Index Provider and its agents do not provide any representation or warranty in relation to the quality, accuracy or completeness of data in the Index, and do not guarantee that the Index will be calculated in accordance with its stated methodology. The Advisor's mandate as described in this prospectus is to manage the Fund consistently with the Index provided by the Index Provider. The Advisor relies upon the Index provider and its agents to accurately compile, maintain, construct, reconstitute, rebalance, compose, calculate and disseminate the Index accurately. Therefore, losses or costs associated with any Index Provider or agent errors generally will be borne by the Fund and its shareholders. To correct any such error, the Index Provider or its agents may carry out an unscheduled rebalance of the Index or other modification of Index constituents or weightings. When the Fund in turn rebalances its portfolio, any transaction costs and market exposure arising from such portfolio rebalancing will be borne by the Fund and its shareholders. Unscheduled rebalances also expose the Fund to additional tracking error risk. Errors in respect of the quality, accuracy and completeness of the data used to compile the Index may occur from time to time and may not be identified and corrected by the Index

Provider for a period of time or at all, particularly where the Index is less commonly used as a benchmark by funds or advisors. For example, during a period where the Index contains incorrect constituents, the Fund tracking the Index would have market exposure to such constituents and would be underexposed to the Index's other constituents. Such errors may negatively impact the Fund and its shareholders. The Index Provider and its agents rely on various sources of information to assess the criteria of issuers included in the Index, including information that may be based on assumptions and estimates. Neither the Fund nor the Advisor can offer assurances that the Index's calculation methodology or sources of information will provide an accurate assessment of included issuers. Unusual market conditions may cause the Index Provider to postpone a scheduled rebalance, which could cause the Index to vary from its normal or expected composition. The postponement of a scheduled rebalance in a time of market volatility could mean that constituents that would otherwise be removed at rebalance due to changes in market capitalizations, issuer credit ratings, or other reasons may remain, causing the performance and constituents of the Index to vary from those expected under normal conditions. Apart from scheduled rebalances, the Index Provider or its agents may carry out additional ad hoc rebalances to the Index due to unusual market conditions or in order, for example, to correct an error in the selection of index constituents.

**INFLATION RISK.** Inflation risk is the risk that the value of assets or income from investments will be less in the future as inflation decreases the value of money. As inflation increases, the present value of the Fund's assets and distributions may decline.

**MARKET MAKER RISK.** The Fund faces numerous market trading risks, including the potential lack of an active market for Fund shares due to a limited number of market makers. Decisions by market makers or authorized participants to reduce their role or step away from these activities in times of market stress could inhibit the effectiveness of the arbitrage process in maintaining the relationship between the underlying values of the Fund's portfolio securities and the Fund's market price. The Fund may rely on a small number of third-party market makers to provide a market for the purchase and sale of shares. Any trading halt or other problem relating to the trading activity of these market makers could result in a dramatic change in the spread between the Fund's net asset value and the price at which the Fund's shares are trading on the Exchange, which could result in a decrease in value of the Fund's shares. This reduced effectiveness could result in Fund shares trading at a discount to net asset value and also in greater than normal intraday bid-ask spreads for Fund shares.

**MARKET RISK.** Market risk is the risk that a particular security, or shares of the Fund in general, may fall in value. Securities are subject to market fluctuations caused by such factors as economic, political, regulatory or market developments, changes in interest rates and perceived trends in securities prices. Shares of the Fund could decline in value or underperform other investments. In addition, local, regional or global events such as war, acts of terrorism, spread of infectious diseases or other public health issues, recessions, or other events could have a significant negative impact on the Fund and its investments. For example, the coronavirus disease 2019 (COVID-19) global pandemic and the aggressive responses taken by many governments, including closing borders, restricting international and domestic travel, and the imposition of prolonged quarantines or similar restrictions, has had negative impacts, and in many cases severe impacts, on markets worldwide. Additionally, the COVID-19 pandemic has caused prolonged disruptions to the normal business operations of companies around the world and the impact of such disruptions is hard to predict. Such events may affect certain geographic regions, countries, sectors and industries more significantly than others. Such events could adversely affect the prices and liquidity of the Fund's portfolio securities or other instruments and could result in disruptions in the trading markets. Any of such circumstances could have a materially negative impact on the value of the Fund's shares and result in increased market volatility. During any such events, the Fund's shares may trade at increased premiums or discounts to their net asset value.

**NON-CORRELATION RISK.** The Fund's return may not match the return of the Index for a number of reasons. The Fund incurs operating expenses not applicable to the Index, and may incur costs in buying and selling securities, especially when rebalancing the Fund's portfolio holdings to reflect changes in the composition of the Index. In addition, the Fund's portfolio holdings may not exactly replicate the securities included in the Index or the ratios between the securities included in the Index.

**NON-U.S. SECURITIES RISK.** Non-U.S. securities are subject to higher volatility than securities of domestic issuers due to possible adverse political, social or economic developments, restrictions on foreign investment or exchange of securities, capital controls, lack of liquidity, currency exchange rates, excessive taxation, government seizure of assets, the imposition of sanctions by foreign governments, different legal or accounting standards, and less government supervision and regulation of securities exchanges in foreign countries.

**PASSIVE INVESTMENT RISK.** The Fund is not actively managed. The Fund invests in securities included in or representative of the Index regardless of investment merit. The Fund generally will not attempt to take defensive positions in declining markets. In the event that the Index is no longer calculated, the Index license is terminated or the identity or character of the Index is materially changed, the Fund will seek to engage a replacement index.



## First Trust Dow Jones Global Select Dividend Index Fund (FGD)

**PREMIUM/DISCOUNT RISK.** The market price of the Fund's shares will generally fluctuate in accordance with changes in the Fund's net asset value as well as the relative supply of and demand for shares on the Exchange. The Fund's investment advisor cannot predict whether shares will trade below, at or above their net asset value because the shares trade on the Exchange at market prices and not at net asset value. Price differences may be due, in large part, to the fact that supply and demand forces at work in the secondary trading market for shares will be closely related, but not identical, to the same forces influencing the prices of the holdings of the Fund trading individually or in the aggregate at any point in time. However, given that shares can only be purchased and redeemed in Creation Units, and only to and from broker-dealers and large institutional investors that have entered into participation agreements (unlike shares of closed-end funds, which frequently trade at appreciable discounts from, and sometimes at premiums to, their net asset value), the Fund's investment advisor believes that large discounts or premiums to the net asset value of shares should not be sustained. During stressed market conditions, the market for the Fund's shares may become less liquid in response to deteriorating liquidity in the market for the Fund's underlying portfolio holdings, which could in turn lead to differences between the market price of the Fund's shares and their net asset value.

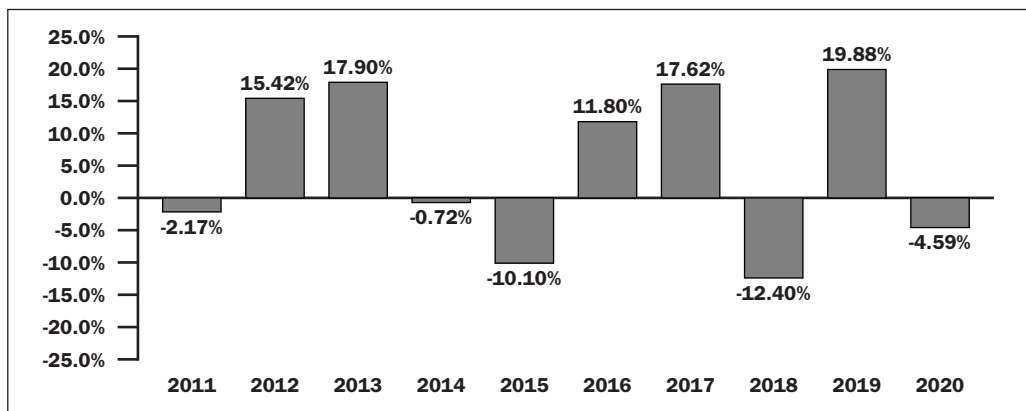
**SIGNIFICANT EXPOSURE RISK.** To the extent that the Fund invests a large percentage of its assets in a single asset class or the securities of issuers within the same country, state, region, industry or sector, an adverse economic, business or political development may affect the value of the Fund's investments more than if the Fund were more broadly diversified. A significant exposure makes the Fund more susceptible to any single occurrence and may subject the Fund to greater market risk than a fund that is more broadly diversified.

**TRADING ISSUES RISK.** Trading in Fund shares on the Exchange may be halted due to market conditions or for reasons that, in the view of the Exchange, make trading in shares inadvisable. In addition, trading in Fund shares on the Exchange is subject to trading halts caused by extraordinary market volatility pursuant to the Exchange's "circuit breaker" rules. There can be no assurance that the requirements of the Exchange necessary to maintain the listing of the Fund will continue to be met or will remain unchanged. The Fund may have difficulty maintaining its listing on the Exchange in the event the Fund's assets are small, the Fund does not have enough shareholders, or if the Fund is unable to proceed with creation and/or redemption orders.

### Annual Total Return

The bar chart and table below illustrate the annual calendar year returns of the Fund based on net asset value as well as the average annual Fund and Index returns. The bar chart and table provide an indication of the risks of investing in the Fund by showing changes in the Fund's performance from year-to-year and by showing how the Fund's average annual total returns based on net asset value compared to those of the Index and two broad-based market indices. See "Total Return Information" for additional performance information regarding the Fund. The Fund's performance information is accessible on the Fund's website at [www.ftportfolios.com](http://www.ftportfolios.com).

### First Trust Dow Jones Global Select Dividend Index Fund Calendar Year Total Returns as of 12/31



## First Trust Dow Jones Global Select Dividend Index Fund (FGD)

During the periods shown in the chart above:

Best Quarter		Worst Quarter	
25.20%	December 31, 2020	-34.05%	March 31, 2020

The Fund's past performance (before and after taxes) is not necessarily an indication of how the Fund will perform in the future.

Returns before taxes do not reflect the effects of any income or capital gains taxes. All after-tax returns are calculated using the historical highest individual federal marginal income tax rates and do not reflect the impact of any state or local tax. Returns after taxes on distributions reflect the taxed return on the payment of dividends and capital gains. Returns after taxes on distributions and sale of shares assume you sold your shares at period end, and, therefore, are also adjusted for any capital gains or losses incurred. Returns for the market indices do not include expenses, which are deducted from Fund returns, or taxes.

Your own actual after-tax returns will depend on your specific tax situation and may differ from what is shown here. After-tax returns are not relevant to investors who hold Fund shares in tax-deferred accounts such as individual retirement accounts (IRAs) or employee-sponsored retirement plans.

### Average Annual Total Returns for the Periods Ended December 31, 2020

	1 Year	5 Years	10 Years	Since Inception	Inception Date
Return Before Taxes	-4.59%	5.67%	4.58%	2.78%	11/21/2007
Return After Taxes on Distributions	-7.43%	3.34%	2.43%	0.74%	
Return After Taxes on Distributions and Sale of Shares	-3.06%	3.30%	2.57%	1.18%	
Dow Jones Global Select Dividend Index (reflects no deduction for fees, expenses or taxes)	-3.86%	5.90%	4.72%	2.97%	
Dow Jones World Developed Markets Index <sup>SM</sup> (reflects no deduction for fees, expenses or taxes)	16.42%	12.42%	10.08%	6.89%	
MSCI World Index (reflects no deduction for fees, expenses or taxes)	15.90%	12.19%	9.87%	6.47%	

### Management

#### **Investment Advisor**

First Trust Advisors L.P. ("First Trust" or the "Advisor")

#### **Portfolio Managers**

The Fund's portfolio is managed by a team (the "Investment Committee") consisting of:

- Daniel J. Lindquist, Chairman of the Investment Committee and Managing Director of First Trust
- Jon C. Erickson, Senior Vice President of First Trust
- David G. McGarel, Chief Investment Officer, Chief Operating Officer and Managing Director of First Trust
- Roger F. Testin, Senior Vice President of First Trust
- Stan Ueland, Senior Vice President of First Trust
- Chris A. Peterson, Senior Vice President of First Trust
- Erik Russo, Vice President of First Trust

The Investment Committee members are primarily and jointly responsible for the day-to-day management of the Fund. Each Investment Committee member has served as a part of the portfolio management team of the Fund since 2007, except for Chris A. Peterson, who has served as a part of the portfolio management team of the Fund since 2016, and Erik Russo, who has served as a part of the portfolio management team of the Fund since 2020.

### **Purchase and Sale of Fund Shares**

The Fund issues and redeems shares on a continuous basis, at net asset value, only in large blocks of shares called "Creation Units." Individual shares of the Fund may only be purchased and sold on the secondary market through a broker-dealer. Since shares of the Fund trade on securities exchanges in the secondary market at their market price rather than their net asset value, the Fund's shares may trade at a price greater than (premium) or less than (discount) the Fund's net asset value. An investor may incur costs attributable to the difference between the highest price a buyer is willing to pay to purchase shares of the Fund (bid) and the lowest price a seller is willing to accept for shares of the Fund (ask) when buying or selling shares in the secondary market (the "bid-ask spread"). Recent information, including the Fund's net asset value, market price, premiums and discounts, and bid-ask spreads, is available online at <https://www.ftportfolios.com/Retail/etf/home.aspx>.

### **Tax Information**

The Fund's distributions are taxable and will generally be taxed as ordinary income or capital gains. Distributions on shares held in a tax-deferred account, while not immediately taxable, will be subject to tax when the shares are no longer held in a tax-deferred account.

### **Payments to Broker-Dealers and Other Financial Intermediaries**

If you purchase shares of the Fund through a broker-dealer or other financial intermediary (such as a bank), First Trust and First Trust Portfolios L.P., the Fund's distributor, may pay the intermediary for the sale of Fund shares and related services. These payments may create a conflict of interest by influencing the broker-dealer or other intermediary and your salesperson to recommend the Fund over another investment. Ask your salesperson or visit your financial intermediary's website for more information.

## SUMMARY INFORMATION

### First Trust FTSE EPRA/NAREIT Developed Markets Real Estate Index Fund (FFR)

#### Investment Objective

The First Trust FTSE EPRA/NAREIT Developed Markets Real Estate Index Fund (the "Fund") seeks investment results that correspond generally to the price and yield (before the Fund's fees and expenses) of an equity index called the FTSE EPRA/NAREIT Developed Index (the "Index").

#### Fees and Expenses of the Fund

The following table describes the fees and expenses you may pay if you buy, hold and sell shares of the Fund. Investors may pay other fees, such as brokerage commissions and other fees to financial intermediaries, which are not reflected in the table and example below.

#### Shareholder Fees

(fees paid directly from your investment)

Maximum Sales Charge (Load) Imposed on Purchases (as a percentage of offering price)	None
--	------

#### Annual Fund Operating Expenses

(expenses that you pay each year as a percentage of the value of your investment)

Management Fees	0.40%
Distribution and Service (12b-1) Fees	0.00%
Other Expenses	0.45%
Total Annual Fund Operating Expenses	0.85%
Fee Waiver and Expense Reimbursement <sup>(1)</sup>	0.25%
Net Annual Fund Operating Expenses	0.60%

(1) First Trust Advisors L.P., the Fund's investment advisor, has agreed to waive fees and/or reimburse Fund expenses to the extent that the operating expenses of the Fund (excluding interest expense, brokerage commissions and other trading expenses, taxes and extraordinary expenses) exceed 0.60% of its average daily net assets per year (the "Expense Cap") at least through January 31, 2022. Expenses reimbursed and fees waived under such agreement are subject to recovery by the Fund's investment advisor for up to three years from the date the fee was waived or expense was incurred, but no reimbursement payment will be made by the Fund if it results in the Fund exceeding (i) the applicable expense limitation in place for the most recent fiscal year for which such expense limitation was in place, (ii) the applicable expense limitation in place at the time the fees were waived, or (iii) the current expense limitation. The agreement may be terminated by the Trust, on behalf of the Fund, at any time and by the Fund's investment advisor only after January 31, 2022 upon 60 days' written notice.

#### Example

The example below is intended to help you compare the cost of investing in the Fund with the cost of investing in other funds. This example does not take into account customary brokerage commissions that you pay when purchasing or selling shares of the Fund in the secondary market.

The example assumes that you invest \$10,000 in the Fund for the time periods indicated. The example also assumes that your investment has a 5% return each year and that the Fund's operating expenses remain at current levels. The example assumes that the Fund's investment advisor's agreement to waive fees and/or pay the Fund's expenses to the extent necessary to prevent the operating expenses of the Fund (excluding interest expense, brokerage commissions and other trading expenses, taxes, and extraordinary expenses) from exceeding 0.60% of average daily net assets per year will be terminated following January 31, 2022. Although your actual costs may be higher or lower, based on these assumptions your costs would be:

1 Year	3 Years	5 Years	10 Years
\$61	\$246	\$447	\$1,026

#### Portfolio Turnover

The Fund pays transaction costs, such as commissions, when it buys and sells securities (or "turns over" its portfolio). A higher portfolio turnover rate may indicate higher transaction costs and may result in higher taxes when Fund shares are held in a

taxable account. These costs, which are not reflected in annual fund operating expenses or in the example, affect the Fund's performance. During the most recent fiscal year, the Fund's portfolio turnover rate was 7% of the average value of its portfolio.

### **Principal Investment Strategies**

The Fund will normally invest at least 90% of its net assets (including investment borrowings) in the common stocks and depositary receipts that comprise the Index. The Fund, using an indexing investment approach, attempts to replicate, before fees and expenses, the performance of the Index. The Index is compiled and maintained by FTSE International Limited ("*FTSE*" or the "*Index Provider*"). The Index methodology may be supplemented, amended in whole or in part, revised or withdrawn by the Index Provider at any time.

The Index is designed to measure the stock performance of companies engaged in specific real estate activities, including the ownership, trading and development of income-producing real estate, in the North American, European and Asian real estate markets. The Index is modified market cap weighted based on free float market capitalization and includes the securities of real estate companies or real estate investment trusts ("*REITs*") that are publicly traded on an official stock exchange located in North America, Europe or Asia and provides an audited annual report in English. The securities must also meet certain size and liquidity tests to be included in the Index.

The Index is reconstituted and rebalanced quarterly and the Fund will make corresponding changes to its portfolio shortly after the Index changes are made public. The Index's quarterly reconstitution and rebalance schedule may cause the Fund to experience a higher rate of portfolio turnover. The Fund will be concentrated in an industry or a group of industries to the extent that the Index is so concentrated. As of December 31, 2020, the Fund had significant investments in real estate companies, although this may change from time to time. To the extent the Fund invests a significant portion of its assets in a given jurisdiction or investment sector, the Fund may be exposed to the risks associated with that jurisdiction or investment sector.

### **Principal Risks**

You could lose money by investing in the Fund. An investment in the Fund is not a deposit of a bank and is not insured or guaranteed by the Federal Deposit Insurance Corporation or any other governmental agency. There can be no assurance that the Fund's investment objective will be achieved. The order of the below risk factors does not indicate the significance of any particular risk factor.

**AUTHORIZED PARTICIPANT CONCENTRATION RISK.** Only an authorized participant may engage in creation or redemption transactions directly with the Fund. A limited number of institutions act as authorized participants for the Fund. To the extent that these institutions exit the business or are unable to proceed with creation and/or redemption orders and no other authorized participant steps forward to create or redeem, the Fund's shares may trade at a premium or discount to the Fund's net asset value and possibly face delisting.

**CURRENCY RISK.** Changes in currency exchange rates affect the value of investments denominated in a foreign currency, and therefore the value of such investments in the Fund's portfolio. The Fund's net asset value could decline if a currency to which the Fund has exposure depreciates against the U.S. dollar or if there are delays or limits on repatriation of such currency. Currency exchange rates can be very volatile and can change quickly and unpredictably. As a result, the value of an investment in the Fund may change quickly and without warning.

**CYBER SECURITY RISK.** The Fund is susceptible to operational risks through breaches in cyber security. A breach in cyber security refers to both intentional and unintentional events that may cause the Fund to lose proprietary information, suffer data corruption or lose operational capacity. Such events could cause the Fund to incur regulatory penalties, reputational damage, additional compliance costs associated with corrective measures and/or financial loss. Cyber security breaches may involve unauthorized access to the Fund's digital information systems through "hacking" or malicious software coding but may also result from outside attacks such as denial-of-service attacks through efforts to make network services unavailable to intended users. In addition, cyber security breaches of the issuers of securities in which the Fund invests or the Fund's third-party service providers, such as its administrator, transfer agent, custodian, or sub-advisor, as applicable, can also subject the Fund to many of the same risks associated with direct cyber security breaches. Although the Fund has established risk management systems designed to reduce the risks associated with cyber security, there is no guarantee that such efforts will succeed, especially because the Fund does not directly control the cyber security systems of issuers or third-party service providers.

**DEPOSITARY RECEIPTS RISK.** Depositary receipts may be less liquid than the underlying shares in their primary trading market. Any distributions paid to the holders of depositary receipts are usually subject to a fee charged by the depositary. Holders of depositary receipts may have limited voting rights, and investment restrictions in certain countries may adversely impact the value of depositary receipts because such restrictions may limit the ability to convert the equity shares into depositary receipts and vice versa. Such restrictions may cause the equity shares of the underlying issuer to trade at a discount or premium to the market price of the depositary receipts.

**EQUITY SECURITIES RISK.** The value of the Fund's shares will fluctuate with changes in the value of the equity securities in which it invests. Equity securities prices fluctuate for several reasons, including changes in investors' perceptions of the financial condition of an issuer or the general condition of the relevant equity market, such as market volatility, or when political or economic events affecting an issuer occur. Common stock prices may be particularly sensitive to rising interest rates, as the cost of capital rises and borrowing costs increase. Equity securities may decline significantly in price over short or extended periods of time, and such declines may occur in the equity market as a whole, or they may occur in only a particular country, company, industry or sector of the market.

**INDEX CONSTITUENT RISK.** The Fund may be a constituent of one or more indices. As a result, the Fund may be included in one or more index-tracking exchange-traded funds or mutual funds. Being a component security of such a vehicle could greatly affect the trading activity involving the Fund's shares, the size of the Fund and the market volatility of the Fund. Inclusion in an index could increase demand for the Fund and removal from an index could result in outsized selling activity in a relatively short period of time. As a result, the Fund's net asset value could be negatively impacted and the Fund's market price may be below the Fund's net asset value during certain periods. In addition, index rebalances may potentially result in increased trading activity in the Fund's shares.

**INDEX PROVIDER RISK.** There is no assurance that the Index Provider, or any agents that act on its behalf, will compile the Index accurately, or that the Index will be determined, maintained, constructed, reconstituted, rebalanced, composed, calculated or disseminated accurately. The Index Provider and its agents do not provide any representation or warranty in relation to the quality, accuracy or completeness of data in the Index, and do not guarantee that the Index will be calculated in accordance with its stated methodology. The Advisor's mandate as described in this prospectus is to manage the Fund consistently with the Index provided by the Index Provider. The Advisor relies upon the Index provider and its agents to accurately compile, maintain, construct, reconstitute, rebalance, compose, calculate and disseminate the Index accurately. Therefore, losses or costs associated with any Index Provider or agent errors generally will be borne by the Fund and its shareholders. To correct any such error, the Index Provider or its agents may carry out an unscheduled rebalance of the Index or other modification of Index constituents or weightings. When the Fund in turn rebalances its portfolio, any transaction costs and market exposure arising from such portfolio rebalancing will be borne by the Fund and its shareholders. Unscheduled rebalances also expose the Fund to additional tracking error risk. Errors in respect of the quality, accuracy and completeness of the data used to compile the Index may occur from time to time and may not be identified and corrected by the Index Provider for a period of time or at all, particularly where the Index is less commonly used as a benchmark by funds or advisors. For example, during a period where the Index contains incorrect constituents, the Fund tracking the Index would have market exposure to such constituents and would be underexposed to the Index's other constituents. Such errors may negatively impact the Fund and its shareholders. The Index Provider and its agents rely on various sources of information to assess the criteria of issuers included in the Index, including information that may be based on assumptions and estimates. Neither the Fund nor the Advisor can offer assurances that the Index's calculation methodology or sources of information will provide an accurate assessment of included issuers. Unusual market conditions may cause the Index Provider to postpone a scheduled rebalance, which could cause the Index to vary from its normal or expected composition. The postponement of a scheduled rebalance in a time of market volatility could mean that constituents that would otherwise be removed at rebalance due to changes in market capitalizations, issuer credit ratings, or other reasons may remain, causing the performance and constituents of the Index to vary from those expected under normal conditions. Apart from scheduled rebalances, the Index Provider or its agents may carry out additional ad hoc rebalances to the Index due to unusual market conditions or in order, for example, to correct an error in the selection of index constituents.

**INFLATION RISK.** Inflation risk is the risk that the value of assets or income from investments will be less in the future as inflation decreases the value of money. As inflation increases, the present value of the Fund's assets and distributions may decline.

**MARKET MAKER RISK.** The Fund faces numerous market trading risks, including the potential lack of an active market for Fund shares due to a limited number of market makers. Decisions by market makers or authorized participants to reduce their role or step away from these activities in times of market stress could inhibit the effectiveness of the arbitrage process

in maintaining the relationship between the underlying values of the Fund's portfolio securities and the Fund's market price. The Fund may rely on a small number of third-party market makers to provide a market for the purchase and sale of shares. Any trading halt or other problem relating to the trading activity of these market makers could result in a dramatic change in the spread between the Fund's net asset value and the price at which the Fund's shares are trading on the Exchange, which could result in a decrease in value of the Fund's shares. This reduced effectiveness could result in Fund shares trading at a discount to net asset value and also in greater than normal intraday bid-ask spreads for Fund shares.

**MARKET RISK.** Market risk is the risk that a particular security, or shares of the Fund in general, may fall in value. Securities are subject to market fluctuations caused by such factors as economic, political, regulatory or market developments, changes in interest rates and perceived trends in securities prices. Shares of the Fund could decline in value or underperform other investments. In addition, local, regional or global events such as war, acts of terrorism, spread of infectious diseases or other public health issues, recessions, or other events could have a significant negative impact on the Fund and its investments. For example, the coronavirus disease 2019 (COVID-19) global pandemic and the aggressive responses taken by many governments, including closing borders, restricting international and domestic travel, and the imposition of prolonged quarantines or similar restrictions, has had negative impacts, and in many cases severe impacts, on markets worldwide. Additionally, the COVID-19 pandemic has caused prolonged disruptions to the normal business operations of companies around the world and the impact of such disruptions is hard to predict. Such events may affect certain geographic regions, countries, sectors and industries more significantly than others. Such events could adversely affect the prices and liquidity of the Fund's portfolio securities or other instruments and could result in disruptions in the trading markets. Any of such circumstances could have a materially negative impact on the value of the Fund's shares and result in increased market volatility. During any such events, the Fund's shares may trade at increased premiums or discounts to their net asset value.

**NON-CORRELATION RISK.** The Fund's return may not match the return of the Index for a number of reasons. The Fund incurs operating expenses not applicable to the Index, and may incur costs in buying and selling securities, especially when rebalancing the Fund's portfolio holdings to reflect changes in the composition of the Index. In addition, the Fund's portfolio holdings may not exactly replicate the securities included in the Index or the ratios between the securities included in the Index.

**NON-U.S. SECURITIES RISK.** Non-U.S. securities are subject to higher volatility than securities of domestic issuers due to possible adverse political, social or economic developments, restrictions on foreign investment or exchange of securities, capital controls, lack of liquidity, currency exchange rates, excessive taxation, government seizure of assets, the imposition of sanctions by foreign governments, different legal or accounting standards, and less government supervision and regulation of securities exchanges in foreign countries.

**PASSIVE INVESTMENT RISK.** The Fund is not actively managed. The Fund invests in securities included in or representative of the Index regardless of investment merit. The Fund generally will not attempt to take defensive positions in declining markets. In the event that the Index is no longer calculated, the Index license is terminated or the identity or character of the Index is materially changed, the Fund will seek to engage a replacement index.

**PORTFOLIO TURNOVER RISK.** High portfolio turnover may result in the Fund paying higher levels of transaction costs and may generate greater tax liabilities for shareholders. Portfolio turnover risk may cause the Fund's performance to be less than expected.

**PREMIUM/DISCOUNT RISK.** The market price of the Fund's shares will generally fluctuate in accordance with changes in the Fund's net asset value as well as the relative supply of and demand for shares on the Exchange. The Fund's investment advisor cannot predict whether shares will trade below, at or above their net asset value because the shares trade on the Exchange at market prices and not at net asset value. Price differences may be due, in large part, to the fact that supply and demand forces at work in the secondary trading market for shares will be closely related, but not identical, to the same forces influencing the prices of the holdings of the Fund trading individually or in the aggregate at any point in time. However, given that shares can only be purchased and redeemed in Creation Units, and only to and from broker-dealers and large institutional investors that have entered into participation agreements (unlike shares of closed-end funds, which frequently trade at appreciable discounts from, and sometimes at premiums to, their net asset value), the Fund's investment advisor believes that large discounts or premiums to the net asset value of shares should not be sustained. During stressed market conditions, the market for the Fund's shares may become less liquid in response to deteriorating liquidity in the market for the Fund's underlying portfolio holdings, which could in turn lead to differences between the market price of the Fund's shares and their net asset value.

**REAL ESTATE COMPANIES RISK.** Real estate companies include REITs and other companies involved in the operation and development of commercial, residential and industrial real estate. An investment in a real estate company may be subject to

## First Trust FTSE EPRA/NAREIT Developed Markets Real Estate Index Fund (FFR)

risks similar to those associated with direct ownership of real estate, including the possibility of declines in the value of real estate, losses from casualty or condemnation, and changes in local and general economic conditions, supply and demand, interest rates, environmental liability, zoning laws, regulatory limitations on rents, property taxes, and operating expenses. Some real estate companies have limited diversification because they invest in a limited number of properties, a narrow geographic area, or a single type of property. The price of a real estate company's securities may also drop because of dividend reductions, lowered credit ratings, poor management, or other factors that affect companies in general.

**REIT RISK.** REITs typically own and operate income-producing real estate, such as residential or commercial buildings, or real-estate related assets, including mortgages. As a result, investments in REITs are subject to the risks associated with investing in real estate, which may include, but are not limited to: fluctuations in the value of underlying properties; defaults by borrowers or tenants; market saturation; changes in general and local operating expenses; and other economic, political or regulatory occurrences affecting companies in the real estate sector. REITs are also subject to the risk that the real estate market may experience an economic downturn generally, which may have a material effect on the real estate in which the REITs invest and their underlying portfolio securities. REITs may have also a relatively small market capitalization which may result in their shares experiencing less market liquidity and greater price volatility than larger companies. Increases in interest rates typically lower the present value of a REIT's future earnings stream, and may make financing property purchases and improvements more costly. Because the market price of REIT stocks may change based upon investors' collective perceptions of future earnings, the value of the Fund will generally decline when investors anticipate or experience rising interest rates.

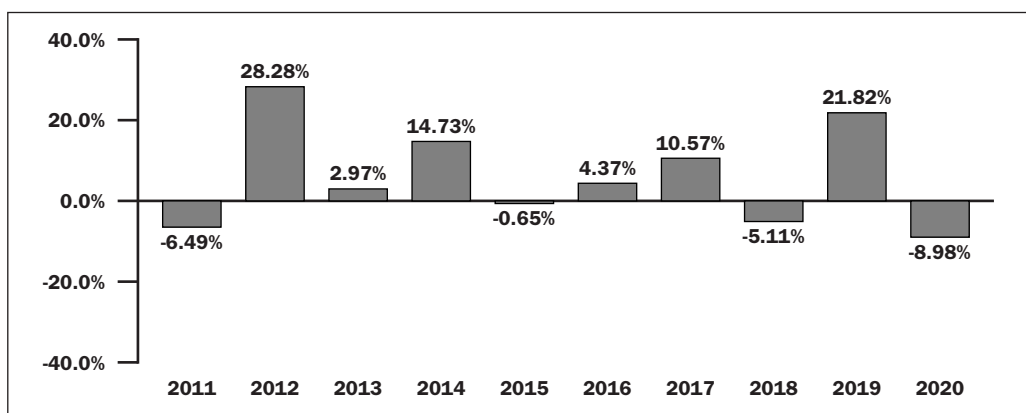
**SIGNIFICANT EXPOSURE RISK.** To the extent that the Fund invests a large percentage of its assets in a single asset class or the securities of issuers within the same country, state, region, industry or sector, an adverse economic, business or political development may affect the value of the Fund's investments more than if the Fund were more broadly diversified. A significant exposure makes the Fund more susceptible to any single occurrence and may subject the Fund to greater market risk than a fund that is more broadly diversified.

**TRADING ISSUES RISK.** Trading in Fund shares on the Exchange may be halted due to market conditions or for reasons that, in the view of the Exchange, make trading in shares inadvisable. In addition, trading in Fund shares on the Exchange is subject to trading halts caused by extraordinary market volatility pursuant to the Exchange's "circuit breaker" rules. There can be no assurance that the requirements of the Exchange necessary to maintain the listing of the Fund will continue to be met or will remain unchanged. The Fund may have difficulty maintaining its listing on the Exchange in the event the Fund's assets are small, the Fund does not have enough shareholders, or if the Fund is unable to proceed with creation and/or redemption orders.

### Annual Total Return

The bar chart and table below illustrate the annual calendar year returns of the Fund based on net asset value as well as the average annual Fund and Index returns. The bar chart and table provide an indication of the risks of investing in the Fund by showing changes in the Fund's performance from year-to-year and by showing how the Fund's average annual total returns based on net asset value compared to those of the Index and two market indices. See "Total Return Information" for additional performance information regarding the Fund. The Fund's performance information is accessible on the Fund's website at [www.ftportfolios.com](http://www.ftportfolios.com).

### First Trust FTSE EPRA/NAREIT Developed Markets Real Estate Index Fund Calendar Year Total Returns as of 12/31





## First Trust FTSE EPRA/NAREIT Developed Markets Real Estate Index Fund (FFR)

During the periods shown in the chart above:

Best Quarter		Worst Quarter	
14.45%	March 31, 2019	-28.48%	March 31, 2020

The Fund's past performance (before and after taxes) is not necessarily an indication of how the Fund will perform in the future.

Returns before taxes do not reflect the effects of any income or capital gains taxes. All after-tax returns are calculated using the historical highest individual federal marginal income tax rates and do not reflect the impact of any state or local tax. Returns after taxes on distributions reflect the taxed return on the payment of dividends and capital gains. Returns after taxes on distributions and sale of shares assume you sold your shares at period end, and, therefore, are also adjusted for any capital gains or losses incurred. Returns for the market indices do not include expenses, which are deducted from Fund returns, or taxes.

Your own actual after-tax returns will depend on your specific tax situation and may differ from what is shown here. After-tax returns are not relevant to investors who hold Fund shares in tax-deferred accounts such as individual retirement accounts (IRAs) or employee-sponsored retirement plans.

### Average Annual Total Returns for the Periods Ended December 31, 2020

	1 Year	5 Years	10 Years	Since Inception	Inception Date
Return Before Taxes	-8.98%	3.96%	5.51%	2.45%	8/27/2007
Return After Taxes on Distributions	-9.32%	2.57%	4.21%	1.11%	
Return After Taxes on Distributions and Sale of Shares	-5.34%	2.44%	3.76%	1.25%	
FTSE EPRA/NAREIT Developed Index (reflects no deduction for fees, expenses or taxes)	-8.18%	4.72%	6.33%	3.30%	
S&P Global REIT Index (reflects no deduction for fees, expenses or taxes)	-9.09%	3.66%	6.14%	2.95%	
MSCI World REIT Index (reflects no deduction for fees, expenses or taxes)	-5.27%	5.35%	7.30%	3.27%	

### Management

#### **Investment Advisor**

First Trust Advisors L.P. ("First Trust" or the "Advisor")

#### **Portfolio Managers**

The Fund's portfolio is managed by a team (the "Investment Committee") consisting of:

- Daniel J. Lindquist, Chairman of the Investment Committee and Managing Director of First Trust
- Jon C. Erickson, Senior Vice President of First Trust
- David G. McGarel, Chief Investment Officer, Chief Operating Officer and Managing Director of First Trust
- Roger F. Testin, Senior Vice President of First Trust
- Stan Ueland, Senior Vice President of First Trust
- Chris A. Peterson, Senior Vice President of First Trust
- Erik Russo, Vice President of First Trust

The Investment Committee members are primarily and jointly responsible for the day-to-day management of the Fund. Each Investment Committee member has served as a part of the portfolio management team of the Fund since 2007, except for Chris A. Peterson, who has served as a part of the portfolio management team of the Fund since 2016, and Erik Russo, who has served as a part of the portfolio management team of the Fund since 2020.

### **Purchase and Sale of Fund Shares**

The Fund issues and redeems shares on a continuous basis, at net asset value, only in large blocks of shares called "Creation Units." Individual shares of the Fund may only be purchased and sold on the secondary market through a broker-dealer. Since shares of the Fund trade on securities exchanges in the secondary market at their market price rather than their net asset value, the Fund's shares may trade at a price greater than (premium) or less than (discount) the Fund's net asset value. An investor may incur costs attributable to the difference between the highest price a buyer is willing to pay to purchase shares of the Fund (bid) and the lowest price a seller is willing to accept for shares of the Fund (ask) when buying or selling shares in the secondary market (the "bid-ask spread"). Recent information, including the Fund's net asset value, market price, premiums and discounts, and bid-ask spreads, is available online at <https://www.ftportfolios.com/Retail/etf/home.aspx>.

### **Tax Information**

The Fund's distributions are taxable and will generally be taxed as ordinary income or capital gains. Distributions on shares held in a tax-deferred account, while not immediately taxable, will be subject to tax when the shares are no longer held in a tax-deferred account.

### **Payments to Broker-Dealers and Other Financial Intermediaries**

If you purchase shares of the Fund through a broker-dealer or other financial intermediary (such as a bank), First Trust and First Trust Portfolios L.P., the Fund's distributor, may pay the intermediary for the sale of Fund shares and related services. These payments may create a conflict of interest by influencing the broker-dealer or other intermediary and your salesperson to recommend the Fund over another investment. Ask your salesperson or visit your financial intermediary's website for more information.

## SUMMARY INFORMATION

### First Trust Global Engineering and Construction ETF (FLM)

#### Investment Objective

The First Trust Global Engineering and Construction ETF (the “Fund”) seeks investment results that correspond generally to the price and yield (before the Fund’s fees and expenses) of an equity index called the ISE Global Engineering and Construction™ Index (the “Index”).

#### Fees and Expenses of the Fund

The following table describes the fees and expenses you may pay if you buy, hold and sell shares of the Fund. Investors may pay other fees, such as brokerage commissions and other fees to financial intermediaries, which are not reflected in the table and example below.

#### Shareholder Fees

(fees paid directly from your investment)

Maximum Sales Charge (Load) Imposed on Purchases (as a percentage of offering price)	None
--	------

#### Annual Fund Operating Expenses

(expenses that you pay each year as a percentage of the value of your investment)

Management Fees	0.40%
Distribution and Service (12b-1) Fees	0.00%
Other Expenses	1.03%
<b>Total Annual Fund Operating Expenses</b>	<b>1.43%</b>
Fee Waiver and Expense Reimbursement <sup>(1)</sup>	0.73%
<b>Net Annual Fund Operating Expenses</b>	<b>0.70%</b>

(1) First Trust Advisors L.P., the Fund’s investment advisor, has agreed to waive fees and/or reimburse Fund expenses to the extent that the operating expenses of the Fund (excluding interest expense, brokerage commissions and other trading expenses, taxes and extraordinary expenses) exceed 0.70% of its average daily net assets per year (the “Expense Cap”) at least through January 31, 2022. Expenses reimbursed and fees waived under such agreement are subject to recovery by the Fund’s investment advisor for up to three years from the date the fee was waived or expense was incurred, but no reimbursement payment will be made by the Fund if it results in the Fund exceeding (i) the applicable expense limitation in place for the most recent fiscal year for which such expense limitation was in place, (ii) the applicable expense limitation in place at the time the fees were waived, or (iii) the current expense limitation. The agreement may be terminated by the Trust, on behalf of the Fund, at any time and by the Fund’s investment advisor only after January 31, 2022 upon 60 days’ written notice.

#### Example

The example below is intended to help you compare the cost of investing in the Fund with the cost of investing in other funds. This example does not take into account customary brokerage commissions that you pay when purchasing or selling shares of the Fund in the secondary market.

The example assumes that you invest \$10,000 in the Fund for the time periods indicated. The example also assumes that your investment has a 5% return each year and that the Fund’s operating expenses remain at current levels. The example assumes that the Fund’s investment advisor’s agreement to waive fees and/or pay the Fund’s expenses to the extent necessary to prevent the operating expenses of the Fund (excluding interest expense, brokerage commissions and other trading expenses, taxes, and extraordinary expenses) from exceeding 0.70% of average daily net assets per year will be terminated following January 31, 2022. Although your actual costs may be higher or lower, based on these assumptions your costs would be:

1 Year	3 Years	5 Years	10 Years
\$72	\$381	\$712	\$1,650

#### Portfolio Turnover

The Fund pays transaction costs, such as commissions, when it buys and sells securities (or “turns over” its portfolio). A higher portfolio turnover rate may indicate higher transaction costs and may result in higher taxes when Fund shares are held in a

taxable account. These costs, which are not reflected in annual fund operating expenses or in the example, affect the Fund's performance. During the most recent fiscal year, the Fund's portfolio turnover rate was 20% of the average value of its portfolio.

### Principal Investment Strategies

The Fund will normally invest at least 90% of its net assets (including investment borrowings) in the common stocks and depositary receipts that comprise the Index. The Fund, using an indexing investment approach, attempts to replicate, before fees and expenses, the performance of the Index. The Index is developed, maintained and sponsored by Nasdaq, Inc. (the "Index Provider"). The Index Provider may, from time to time, exercise reasonable discretion as it deems appropriate in order to maintain Index integrity.

The Index provides a benchmark for investors interested in tracking public companies throughout the world that are active in the engineering and construction industries, based on analysis of the products and services offered by those companies. In order to be eligible for inclusion in the Index, a security must be issued by a company actively engaged in large civil and capital projects such as infrastructure, utilities, transportation, telecommunications, commercial, residential, and commerce facilities and whose role is within the engineering, designing, planning, consulting, project managing, and/or constructing of these projects. To be included in the Index, a company must receive at least 70% of its revenues from these types of services and projects, based on the reportable segment/division from its most recent annual report. Additionally, in order to be eligible for inclusion in the Index, a security must have a market capitalization of at least \$500 million, a minimum three-month average daily dollar trade volume of \$ 1million, a minimum free float of 20%, be listed on an Index-eligible exchange and have seasoned on an Index-eligible exchange for at least three months. Securities selected for inclusion in the Index are weighted using a linear-based capitalization-weighted methodology.

The Index is rebalanced and reconstituted semi-annually and the Fund will make corresponding changes to its portfolio shortly after the Index changes are made public. The Fund will be concentrated in an industry or a group of industries to the extent that the Index is so concentrated. As of December 31, 2020, the Fund had significant investments in industrials companies, Japanese issuers, Asian issuers and European issuers, although this may change from time to time. To the extent the Fund invests a significant portion of its assets in a given jurisdiction or investment sector, the Fund may be exposed to the risks associated with that jurisdiction or investment sector.

### Principal Risks

You could lose money by investing in the Fund. An investment in the Fund is not a deposit of a bank and is not insured or guaranteed by the Federal Deposit Insurance Corporation or any other governmental agency. There can be no assurance that the Fund's investment objective will be achieved. The order of the below risk factors does not indicate the significance of any particular risk factor.

**ASIA RISK.** The Fund is subject to certain risks specifically associated with investments in the securities of Asian issuers. Many Asian economies have experienced rapid growth and industrialization, and there is no assurance that this growth rate will be maintained. Some Asian economies are highly dependent on trade, and economic conditions in other countries within and outside Asia can impact these economies. Certain of these economies may be adversely affected by trade or policy disputes with its major trade partners. There is also a high concentration of market capitalization and trading volume in a small number of issuers representing a limited number of industries, as well as a high concentration of investors and financial intermediaries. Certain Asian countries have experienced and may in the future experience expropriation and nationalization of assets, confiscatory taxation, currency manipulation, political instability, armed conflict and social instability as a result of religious, ethnic, socio-economic and/or political unrest. In particular, escalated tensions involving North Korea and any outbreak of hostilities involving North Korea could have a severe adverse effect on Asian economies. Governments of certain Asian countries have exercised, and continue to exercise, substantial influence over many aspects of the private sector. In certain cases, the government owns or controls many companies, including the largest in the country. Accordingly, government actions could have a significant effect on the issuers of the Fund's securities or on economic conditions generally. Recent developments in relations between the U.S. and China have heightened concerns of increased tariffs and restrictions on trade between the two countries. An increase in tariffs or trade restrictions, or even the threat of such developments, could lead to a significant reduction in international trade, which could have a negative impact on the economy of Asian countries and a commensurately negative impact on the Fund.

**AUTHORIZED PARTICIPANT CONCENTRATION RISK.** Only an authorized participant may engage in creation or redemption transactions directly with the Fund. A limited number of institutions act as authorized participants for the Fund. To the extent that these institutions exit the business or are unable to proceed with creation and/or redemption orders and no other

authorized participant steps forward to create or redeem, the Fund's shares may trade at a premium or discount to the Fund's net asset value and possibly face delisting.

**CURRENCY RISK.** Changes in currency exchange rates affect the value of investments denominated in a foreign currency, and therefore the value of such investments in the Fund's portfolio. The Fund's net asset value could decline if a currency to which the Fund has exposure depreciates against the U.S. dollar or if there are delays or limits on repatriation of such currency. Currency exchange rates can be very volatile and can change quickly and unpredictably. As a result, the value of an investment in the Fund may change quickly and without warning.

**CYBER SECURITY RISK.** The Fund is susceptible to operational risks through breaches in cyber security. A breach in cyber security refers to both intentional and unintentional events that may cause the Fund to lose proprietary information, suffer data corruption or lose operational capacity. Such events could cause the Fund to incur regulatory penalties, reputational damage, additional compliance costs associated with corrective measures and/or financial loss. Cyber security breaches may involve unauthorized access to the Fund's digital information systems through "hacking" or malicious software coding but may also result from outside attacks such as denial-of-service attacks through efforts to make network services unavailable to intended users. In addition, cyber security breaches of the issuers of securities in which the Fund invests or the Fund's third-party service providers, such as its administrator, transfer agent, custodian, or sub-advisor, as applicable, can also subject the Fund to many of the same risks associated with direct cyber security breaches. Although the Fund has established risk management systems designed to reduce the risks associated with cyber security, there is no guarantee that such efforts will succeed, especially because the Fund does not directly control the cyber security systems of issuers or third-party service providers.

**DEPOSITARY RECEIPTS RISK.** Depositary receipts may be less liquid than the underlying shares in their primary trading market. Any distributions paid to the holders of depositary receipts are usually subject to a fee charged by the depositary. Holders of depositary receipts may have limited voting rights, and investment restrictions in certain countries may adversely impact the value of depositary receipts because such restrictions may limit the ability to convert the equity shares into depositary receipts and vice versa. Such restrictions may cause the equity shares of the underlying issuer to trade at a discount or premium to the market price of the depositary receipts.

**ENGINEERING AND CONSTRUCTION COMPANIES RISK.** Engineering and construction companies may be significantly affected by changes in demand for their specific products or services, government spending, zoning laws, general economic conditions, interest rates, commodity prices, consumer confidence and spending, taxation, demographic patterns, real estate values, labor relations and government regulations. Such companies are also at risk from technical obsolescence and delays in modernization. Certain engineering and construction companies may also be significantly affected by environmental clean-up costs and catastrophic events such as earthquakes, hurricanes, tornadoes and terrorist acts.

**EQUITY SECURITIES RISK.** The value of the Fund's shares will fluctuate with changes in the value of the equity securities in which it invests. Equity securities prices fluctuate for several reasons, including changes in investors' perceptions of the financial condition of an issuer or the general condition of the relevant equity market, such as market volatility, or when political or economic events affecting an issuer occur. Common stock prices may be particularly sensitive to rising interest rates, as the cost of capital rises and borrowing costs increase. Equity securities may decline significantly in price over short or extended periods of time, and such declines may occur in the equity market as a whole, or they may occur in only a particular country, company, industry or sector of the market.

**EUROPE RISK.** The Fund is subject to certain risks specifically associated with investments in the securities of European issuers. Political or economic disruptions in European countries, even in countries in which the Fund is not invested, may adversely affect security values and thus the Fund's holdings. A significant number of countries in Europe are member states in the European Union (the "EU"), and the member states no longer control their own monetary policies by directing independent interest rates for their currencies. In these member states, the authority to direct monetary policies, including money supply and official interest rates for the Euro, is exercised by the European Central Bank. In a 2016 referendum, the United Kingdom elected to withdraw from the EU ("Brexit"). As the second largest economy among EU members, the implications of the United Kingdom's withdrawal are difficult to gauge and cannot be fully known. Its departure may negatively impact the EU and Europe as a whole by causing volatility within the EU, triggering prolonged economic downturns in certain European countries or sparking additional member states to contemplate departing the EU (thereby perpetuating political instability in the region).

**INDEX CONSTITUENT RISK.** The Fund may be a constituent of one or more indices. As a result, the Fund may be included in one or more index-tracking exchange-traded funds or mutual funds. Being a component security of such a vehicle could greatly affect the trading activity involving the Fund's shares, the size of the Fund and the market volatility of the Fund. Inclusion in

an index could increase demand for the Fund and removal from an index could result in outsized selling activity in a relatively short period of time. As a result, the Fund's net asset value could be negatively impacted and the Fund's market price may be below the Fund's net asset value during certain periods. In addition, index rebalances may potentially result in increased trading activity in the Fund's shares.

**INDEX PROVIDER RISK.** There is no assurance that the Index Provider, or any agents that act on its behalf, will compile the Index accurately, or that the Index will be determined, maintained, constructed, reconstituted, rebalanced, composed, calculated or disseminated accurately. The Index Provider and its agents do not provide any representation or warranty in relation to the quality, accuracy or completeness of data in the Index, and do not guarantee that the Index will be calculated in accordance with its stated methodology. The Advisor's mandate as described in this prospectus is to manage the Fund consistently with the Index provided by the Index Provider. The Advisor relies upon the Index provider and its agents to accurately compile, maintain, construct, reconstitute, rebalance, compose, calculate and disseminate the Index accurately. Therefore, losses or costs associated with any Index Provider or agent errors generally will be borne by the Fund and its shareholders. To correct any such error, the Index Provider or its agents may carry out an unscheduled rebalance of the Index or other modification of Index constituents or weightings. When the Fund in turn rebalances its portfolio, any transaction costs and market exposure arising from such portfolio rebalancing will be borne by the Fund and its shareholders. Unscheduled rebalances also expose the Fund to additional tracking error risk. Errors in respect of the quality, accuracy and completeness of the data used to compile the Index may occur from time to time and may not be identified and corrected by the Index Provider for a period of time or at all, particularly where the Index is less commonly used as a benchmark by funds or advisors. For example, during a period where the Index contains incorrect constituents, the Fund tracking the Index would have market exposure to such constituents and would be underexposed to the Index's other constituents. Such errors may negatively impact the Fund and its shareholders. The Index Provider and its agents rely on various sources of information to assess the criteria of issuers included in the Index, including information that may be based on assumptions and estimates. Neither the Fund nor the Advisor can offer assurances that the Index's calculation methodology or sources of information will provide an accurate assessment of included issuers. Unusual market conditions may cause the Index Provider to postpone a scheduled rebalance, which could cause the Index to vary from its normal or expected composition. The postponement of a scheduled rebalance in a time of market volatility could mean that constituents that would otherwise be removed at rebalance due to changes in market capitalizations, issuer credit ratings, or other reasons may remain, causing the performance and constituents of the Index to vary from those expected under normal conditions. Apart from scheduled rebalances, the Index Provider or its agents may carry out additional ad hoc rebalances to the Index due to unusual market conditions or in order, for example, to correct an error in the selection of index constituents.

**INDUSTRIALS COMPANIES RISK.** Industrials companies convert unfinished goods into finished durables used to manufacture other goods or provide services. Examples of industrials companies include companies involved in the production of electrical equipment and components, industrial products, manufactured housing and telecommunications equipment, as well as defense and aerospace companies. General risks of industrials companies include the general state of the economy, exchange rates, commodity prices, intense competition, consolidation, domestic and international politics, government regulation, import controls, excess capacity, consumer demand and spending trends. In addition, industrials companies may also be significantly affected by overall capital spending levels, economic cycles, rapid technological changes, delays in modernization, labor relations, environmental liabilities, governmental and product liability and e-commerce initiatives.

**JAPAN RISK.** The Fund is subject to certain risks specifically associated with investments in the securities of Japanese issuers. The Japanese economy may be subject to considerable degrees of economic, political and social instability, which could have a negative impact on Japanese securities. Japan's economy is characterized by government intervention and protectionism, reliance on oil imports, an unstable financial services sector and relatively high unemployment. Since 2000, Japan has experienced relatively low economic growth, and it may remain low in the future. Its economy is heavily dependent on international trade and has been adversely affected by trade tariffs and competition from emerging economies. As such, economic growth is heavily dependent on continued growth in international trade, relatively low commodities prices, government support of the financial services sector and other government policies. Any changes or trends in these economic factors could have a significant impact on Japanese markets overall and may negatively affect the Fund's investments. Japan's economy and equity market also share a strong correlation with U.S. markets and the Japanese economy may be affected by economic problems in the U.S. Despite a strengthening in the economic relationship between Japan and China, the countries' political relationship has at times been strained. Should political tension increase, it could adversely affect the economy and destabilize the region as a whole. Additionally, escalated tensions involving North Korea and any outbreak of hostilities involving North Korea could have a severe adverse effect on Japan's economy. Japan's geography also subjects it to an increased risk of natural disasters, such as earthquakes, volcanic eruptions, typhoons and tsunamis, all of which could negatively impact the Fund's investments.

**MARKET MAKER RISK.** The Fund faces numerous market trading risks, including the potential lack of an active market for Fund shares due to a limited number of market makers. Decisions by market makers or authorized participants to reduce their role or step away from these activities in times of market stress could inhibit the effectiveness of the arbitrage process in maintaining the relationship between the underlying values of the Fund's portfolio securities and the Fund's market price. The Fund may rely on a small number of third-party market makers to provide a market for the purchase and sale of shares. Any trading halt or other problem relating to the trading activity of these market makers could result in a dramatic change in the spread between the Fund's net asset value and the price at which the Fund's shares are trading on the Exchange, which could result in a decrease in value of the Fund's shares. This reduced effectiveness could result in Fund shares trading at a discount to net asset value and also in greater than normal intraday bid-ask spreads for Fund shares.

**MARKET RISK.** Market risk is the risk that a particular security, or shares of the Fund in general, may fall in value. Securities are subject to market fluctuations caused by such factors as economic, political, regulatory or market developments, changes in interest rates and perceived trends in securities prices. Shares of the Fund could decline in value or underperform other investments. In addition, local, regional or global events such as war, acts of terrorism, spread of infectious diseases or other public health issues, recessions, or other events could have a significant negative impact on the Fund and its investments. For example, the coronavirus disease 2019 (COVID-19) global pandemic and the aggressive responses taken by many governments, including closing borders, restricting international and domestic travel, and the imposition of prolonged quarantines or similar restrictions, has had negative impacts, and in many cases severe impacts, on markets worldwide. Additionally, the COVID-19 pandemic has caused prolonged disruptions to the normal business operations of companies around the world and the impact of such disruptions is hard to predict. Such events may affect certain geographic regions, countries, sectors and industries more significantly than others. Such events could adversely affect the prices and liquidity of the Fund's portfolio securities or other instruments and could result in disruptions in the trading markets. Any of such circumstances could have a materially negative impact on the value of the Fund's shares and result in increased market volatility. During any such events, the Fund's shares may trade at increased premiums or discounts to their net asset value.

**NON-CORRELATION RISK.** The Fund's return may not match the return of the Index for a number of reasons. The Fund incurs operating expenses not applicable to the Index, and may incur costs in buying and selling securities, especially when rebalancing the Fund's portfolio holdings to reflect changes in the composition of the Index. In addition, the Fund's portfolio holdings may not exactly replicate the securities included in the Index or the ratios between the securities included in the Index.

**NON-U.S. SECURITIES RISK.** Non-U.S. securities are subject to higher volatility than securities of domestic issuers due to possible adverse political, social or economic developments, restrictions on foreign investment or exchange of securities, capital controls, lack of liquidity, currency exchange rates, excessive taxation, government seizure of assets, the imposition of sanctions by foreign governments, different legal or accounting standards, and less government supervision and regulation of securities exchanges in foreign countries.

**PASSIVE INVESTMENT RISK.** The Fund is not actively managed. The Fund invests in securities included in or representative of the Index regardless of investment merit. The Fund generally will not attempt to take defensive positions in declining markets. In the event that the Index is no longer calculated, the Index license is terminated or the identity or character of the Index is materially changed, the Fund will seek to engage a replacement index.

**PREMIUM/DISCOUNT RISK.** The market price of the Fund's shares will generally fluctuate in accordance with changes in the Fund's net asset value as well as the relative supply of and demand for shares on the Exchange. The Fund's investment advisor cannot predict whether shares will trade below, at or above their net asset value because the shares trade on the Exchange at market prices and not at net asset value. Price differences may be due, in large part, to the fact that supply and demand forces at work in the secondary trading market for shares will be closely related, but not identical, to the same forces influencing the prices of the holdings of the Fund trading individually or in the aggregate at any point in time. However, given that shares can only be purchased and redeemed in Creation Units, and only to and from broker-dealers and large institutional investors that have entered into participation agreements (unlike shares of closed-end funds, which frequently trade at appreciable discounts from, and sometimes at premiums to, their net asset value), the Fund's investment advisor believes that large discounts or premiums to the net asset value of shares should not be sustained. During stressed market conditions, the market for the Fund's shares may become less liquid in response to deteriorating liquidity in the market for the Fund's underlying portfolio holdings, which could in turn lead to differences between the market price of the Fund's shares and their net asset value.

**SIGNIFICANT EXPOSURE RISK.** To the extent that the Fund invests a large percentage of its assets in a single asset class or the securities of issuers within the same country, state, region, industry or sector, an adverse economic, business or political development may affect the value of the Fund's investments more than if the Fund were more broadly diversified. A significant

## First Trust Global Engineering and Construction ETF (FLM)

exposure makes the Fund more susceptible to any single occurrence and may subject the Fund to greater market risk than a fund that is more broadly diversified.

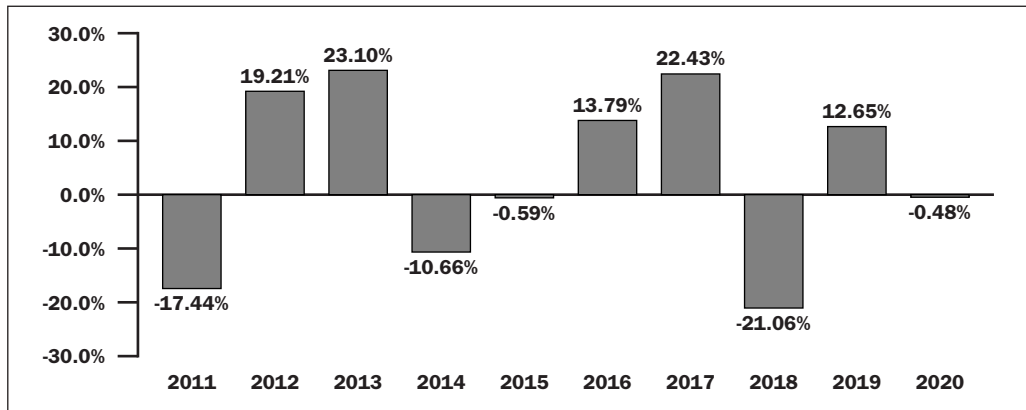
**SMALLER COMPANIES RISK.** Small and/or mid capitalization companies may be more vulnerable to adverse general market or economic developments, and their securities may be less liquid and may experience greater price volatility than larger, more established companies as a result of several factors, including limited trading volumes, fewer products or financial resources, management inexperience and less publicly available information. Accordingly, such companies are generally subject to greater market risk than larger, more established companies.

**TRADING ISSUES RISK.** Trading in Fund shares on the Exchange may be halted due to market conditions or for reasons that, in the view of the Exchange, make trading in shares inadvisable. In addition, trading in Fund shares on the Exchange is subject to trading halts caused by extraordinary market volatility pursuant to the Exchange's "circuit breaker" rules. There can be no assurance that the requirements of the Exchange necessary to maintain the listing of the Fund will continue to be met or will remain unchanged. The Fund may have difficulty maintaining its listing on the Exchange in the event the Fund's assets are small, the Fund does not have enough shareholders, or if the Fund is unable to proceed with creation and/or redemption orders.

### Annual Total Return

The bar chart and table below illustrate the annual calendar year returns of the Fund based on net asset value as well as the average annual Fund and Index returns. The bar chart and table provide an indication of the risks of investing in the Fund by showing changes in the Fund's performance from year-to-year and by showing how the Fund's average annual total returns based on net asset value compared to those of the Index, a broad-based market index and a market index. See "Total Return Information" for additional performance information regarding the Fund. The Fund's performance information is accessible on the Fund's website at [www.ftportfolios.com](http://www.ftportfolios.com).

### First Trust Global Engineering and Construction ETF Calendar Year Total Returns as of 12/31



During the periods shown in the chart above:

Best Quarter		Worst Quarter	
17.54%	June 30, 2020	-29.16%	March 31, 2020

The Fund's past performance (before and after taxes) is not necessarily an indication of how the Fund will perform in the future.

Returns before taxes do not reflect the effects of any income or capital gains taxes. All after-tax returns are calculated using the historical highest individual federal marginal income tax rates and do not reflect the impact of any state or local tax. Returns after taxes on distributions reflect the taxed return on the payment of dividends and capital gains. Returns after taxes on distributions and sale of shares assume you sold your shares at period end, and, therefore, are also adjusted for any capital gains or losses incurred. Returns for the market indices do not include expenses, which are deducted from Fund returns, or taxes.



## First Trust Global Engineering and Construction ETF (FLM)

Your own actual after-tax returns will depend on your specific tax situation and may differ from what is shown here. After-tax returns are not relevant to investors who hold Fund shares in tax-deferred accounts such as individual retirement accounts (IRAs) or employee-sponsored retirement plans.

### Average Annual Total Returns for the Periods Ended December 31, 2020

	1 Year	5 Years	10 Years	Since Inception	Inception Date
Return Before Taxes	-0.48%	4.28%	2.87%	5.95%	10/13/2008
Return After Taxes on Distributions	-1.90%	3.36%	2.09%	5.21%	
Return After Taxes on Distributions and Sale of Shares	-0.45%	2.88%	1.86%	4.45%	
ISE Global Engineering and Construction™ Index (reflects no deduction for fees, expenses or taxes)	1.58%	5.30%	4.02%	7.50%	
Russell 3000® Index (reflects no deduction for fees, expenses or taxes)	20.89%	15.43%	13.79%	13.95%	
MSCI World Industrials Index (reflects no deduction for fees, expenses or taxes)	11.68%	11.50%	9.08%	10.80%	

### Management

#### **Investment Advisor**

First Trust Advisors L.P. (“First Trust” or the “Advisor”)

#### **Portfolio Managers**

The Fund’s portfolio is managed by a team (the “Investment Committee”) consisting of:

- Daniel J. Lindquist, Chairman of the Investment Committee and Managing Director of First Trust
- Jon C. Erickson, Senior Vice President of First Trust
- David G. McGarel, Chief Investment Officer, Chief Operating Officer and Managing Director of First Trust
- Roger F. Testin, Senior Vice President of First Trust
- Stan Ueland, Senior Vice President of First Trust
- Chris A. Peterson, Senior Vice President of First Trust
- Erik Russo, Vice President of First Trust

The Investment Committee members are primarily and jointly responsible for the day-to-day management of the Fund. Each Investment Committee member has served as a part of the portfolio management team of the Fund since 2008, except for Chris A. Peterson, who has served as a part of the portfolio management team of the Fund since 2016, and Erik Russo, who has served as a part of the portfolio management team of the Fund since 2020.

### Purchase and Sale of Fund Shares

The Fund issues and redeems shares on a continuous basis, at net asset value, only in large blocks of shares called “Creation Units.” Individual shares of the Fund may only be purchased and sold on the secondary market through a broker-dealer. Since shares of the Fund trade on securities exchanges in the secondary market at their market price rather than their net asset value, the Fund’s shares may trade at a price greater than (premium) or less than (discount) the Fund’s net asset value. An investor may incur costs attributable to the difference between the highest price a buyer is willing to pay to purchase shares of the Fund (bid) and the lowest price a seller is willing to accept for shares of the Fund (ask) when buying or selling shares in the secondary market (the “bid-ask spread”). Recent information, including the Fund’s net asset value, market price, premiums and discounts, and bid-ask spreads, is available online at <https://www.ftportfolios.com/Retail/etf/home.aspx>.

**Tax Information**

The Fund's distributions are taxable and will generally be taxed as ordinary income or capital gains. Distributions on shares held in a tax-deferred account, while not immediately taxable, will be subject to tax when the shares are no longer held in a tax-deferred account.

**Payments to Broker-Dealers and Other Financial Intermediaries**

If you purchase shares of the Fund through a broker-dealer or other financial intermediary (such as a bank), First Trust and First Trust Portfolios L.P., the Fund's distributor, may pay the intermediary for the sale of Fund shares and related services. These payments may create a conflict of interest by influencing the broker-dealer or other intermediary and your salesperson to recommend the Fund over another investment. Ask your salesperson or visit your financial intermediary's website for more information.

## SUMMARY INFORMATION

### First Trust Global Wind Energy ETF (FAN)

#### Investment Objective

The First Trust Global Wind Energy ETF (the “Fund”) seeks investment results that correspond generally to the price and yield (before the Fund’s fees and expenses) of an equity index called the ISE Clean Edge Global Wind Energy™ Index (the “Index”).

#### Fees and Expenses of the Fund

The following table describes the fees and expenses you may pay if you buy, hold and sell shares of the Fund. Investors may pay other fees, such as brokerage commissions and other fees to financial intermediaries, which are not reflected in the table and example below.

#### Shareholder Fees

(fees paid directly from your investment)

Maximum Sales Charge (Load) Imposed on Purchases (as a percentage of offering price)	None
--	------

#### Annual Fund Operating Expenses

(expenses that you pay each year as a percentage of the value of your investment)

Management Fees	0.40%
Distribution and Service (12b-1) Fees	0.00%
Other Expenses	0.26%
Acquired Fund Fees and Expenses	0.01%
<b>Total Annual Fund Operating Expenses</b>	<b>0.67%</b>
Fee Waiver and Expense Reimbursement <sup>(1)</sup>	0.06%
<b>Net Annual Fund Operating Expenses</b>	<b>0.61%</b>

(1) First Trust Advisors L.P., the Fund’s investment advisor, has agreed to waive fees and/or reimburse Fund expenses to the extent that the operating expenses of the Fund (excluding interest expense, brokerage commissions and other trading expenses, taxes and extraordinary expenses) exceed 0.60% of its average daily net assets per year (the “Expense Cap”) at least through January 31, 2022. Expenses reimbursed and fees waived under such agreement are subject to recovery by the Fund’s investment advisor for up to three years from the date the fee was waived or expense was incurred, but no reimbursement payment will be made by the Fund if it results in the Fund exceeding (i) the applicable expense limitation in place for the most recent fiscal year for which such expense limitation was in place, (ii) the applicable expense limitation in place at the time the fees were waived, or (iii) the current expense limitation. The agreement may be terminated by the Trust, on behalf of the Fund, at any time and by the Fund’s investment advisor only after January 31, 2022 upon 60 days’ written notice.

#### Example

The example below is intended to help you compare the cost of investing in the Fund with the cost of investing in other funds. This example does not take into account customary brokerage commissions that you pay when purchasing or selling shares of the Fund in the secondary market.

The example assumes that you invest \$10,000 in the Fund for the time periods indicated. The example also assumes that your investment has a 5% return each year and that the Fund’s operating expenses remain at current levels. The example assumes that the Fund’s investment advisor’s agreement to waive fees and/or pay the Fund’s expenses to the extent necessary to prevent the operating expenses of the Fund (excluding interest expense, brokerage commissions and other trading expenses, taxes, and extraordinary expenses) from exceeding 0.60% of average daily net assets per year will be terminated following January 31, 2022. Although your actual costs may be higher or lower, based on these assumptions your costs would be:

1 Year	3 Years	5 Years	10 Years
\$63	\$209	\$369	\$832

#### Portfolio Turnover

The Fund pays transaction costs, such as commissions, when it buys and sells securities (or “turns over” its portfolio). A higher portfolio turnover rate may indicate higher transaction costs and may result in higher taxes when Fund shares are held in a

taxable account. These costs, which are not reflected in annual fund operating expenses or in the example, affect the Fund's performance. During the most recent fiscal year, the Fund's portfolio turnover rate was 42% of the average value of its portfolio.

### Principal Investment Strategies

The Fund will normally invest at least 90% of its net assets (including investment borrowings) in the common stocks and depositary receipts that comprise the Index. The Fund, using an indexing investment approach, attempts to replicate, before fees and expenses, the performance of the Index. The Index is developed, maintained and sponsored by Nasdaq, Inc. (the "Index Provider"). The Index Provider may, from time to time, exercise reasonable discretion as it deems appropriate in order to maintain Index integrity.

The Index provides a benchmark for investors interested in tracking public companies throughout the world that are active in the wind energy industry. In order to be eligible for inclusion in the Index, a security must be issued by a company that is actively engaged in some aspect of the wind energy industry, such as the development or management of a wind farm, the production or distribution of electricity generated by wind power, or involvement in the design, manufacture or distribution of machinery or materials designed specifically for the wind energy industry. In addition, in order to be eligible for inclusion in the Index a security must have a market capitalization of at least \$100 million, a minimum three-month average daily dollar trading volume of \$500,000, a minimum free float of 25%, be listed on an Index-eligible global exchange and have seasoned on an Index-eligible global exchange for at least three months.

The Index allocates an aggregate weight of 60% to companies that are identified as providing goods and services exclusively to the wind energy industry and an aggregate weight of 40% to those companies determined to be significant participants in the wind energy industry despite not providing goods and services exclusively to the wind energy industry. This is done to ensure that companies that are exclusive to the wind energy industry, which generally have smaller market capitalizations relative to their multi-industry counterparts, are adequately represented in the Index. The Index utilizes a modified market capitalization weighted methodology for each group of companies. The methodology organizes the companies into quintiles based upon their market capitalization. The quintiles containing larger market capitalization companies receive a higher weight than those quintiles containing small market capitalization companies. The companies are equally-weighted within each quintile.

The Index is rebalanced and reconstituted semi-annually and the Fund will make corresponding changes to its portfolio shortly after the Index changes are made public. The Fund will be concentrated in an industry or a group of industries to the extent that the Index is so concentrated. As of December 31, 2020, the Fund had significant investments in utility companies, industrials companies and European issuers, although this may change from time to time. To the extent the Fund invests a significant portion of its assets in a given jurisdiction or investment sector, the Fund may be exposed to the risks associated with that jurisdiction or investment sector.

### Principal Risks

You could lose money by investing in the Fund. An investment in the Fund is not a deposit of a bank and is not insured or guaranteed by the Federal Deposit Insurance Corporation or any other governmental agency. There can be no assurance that the Fund's investment objective will be achieved. The order of the below risk factors does not indicate the significance of any particular risk factor.

**AUTHORIZED PARTICIPANT CONCENTRATION RISK.** Only an authorized participant may engage in creation or redemption transactions directly with the Fund. A limited number of institutions act as authorized participants for the Fund. To the extent that these institutions exit the business or are unable to proceed with creation and/or redemption orders and no other authorized participant steps forward to create or redeem, the Fund's shares may trade at a premium or discount to the Fund's net asset value and possibly face delisting.

**CURRENCY RISK.** Changes in currency exchange rates affect the value of investments denominated in a foreign currency, and therefore the value of such investments in the Fund's portfolio. The Fund's net asset value could decline if a currency to which the Fund has exposure depreciates against the U.S. dollar or if there are delays or limits on repatriation of such currency. Currency exchange rates can be very volatile and can change quickly and unpredictably. As a result, the value of an investment in the Fund may change quickly and without warning.

**CYBER SECURITY RISK.** The Fund is susceptible to operational risks through breaches in cyber security. A breach in cyber security refers to both intentional and unintentional events that may cause the Fund to lose proprietary information, suffer data corruption or lose operational capacity. Such events could cause the Fund to incur regulatory penalties, reputational damage, additional compliance costs associated with corrective measures and/or financial loss. Cyber security breaches may

involve unauthorized access to the Fund's digital information systems through "hacking" or malicious software coding but may also result from outside attacks such as denial-of-service attacks through efforts to make network services unavailable to intended users. In addition, cyber security breaches of the issuers of securities in which the Fund invests or the Fund's third-party service providers, such as its administrator, transfer agent, custodian, or sub-advisor, as applicable, can also subject the Fund to many of the same risks associated with direct cyber security breaches. Although the Fund has established risk management systems designed to reduce the risks associated with cyber security, there is no guarantee that such efforts will succeed, especially because the Fund does not directly control the cyber security systems of issuers or third-party service providers.

**DEPOSITARY RECEIPTS RISK.** Depositary receipts may be less liquid than the underlying shares in their primary trading market. Any distributions paid to the holders of depositary receipts are usually subject to a fee charged by the depositary. Holders of depositary receipts may have limited voting rights, and investment restrictions in certain countries may adversely impact the value of depositary receipts because such restrictions may limit the ability to convert the equity shares into depositary receipts and vice versa. Such restrictions may cause the equity shares of the underlying issuer to trade at a discount or premium to the market price of the depositary receipts.

**EQUITY SECURITIES RISK.** The value of the Fund's shares will fluctuate with changes in the value of the equity securities in which it invests. Equity securities prices fluctuate for several reasons, including changes in investors' perceptions of the financial condition of an issuer or the general condition of the relevant equity market, such as market volatility, or when political or economic events affecting an issuer occur. Common stock prices may be particularly sensitive to rising interest rates, as the cost of capital rises and borrowing costs increase. Equity securities may decline significantly in price over short or extended periods of time, and such declines may occur in the equity market as a whole, or they may occur in only a particular country, company, industry or sector of the market.

**EUROPE RISK.** The Fund is subject to certain risks specifically associated with investments in the securities of European issuers. Political or economic disruptions in European countries, even in countries in which the Fund is not invested, may adversely affect security values and thus the Fund's holdings. A significant number of countries in Europe are member states in the European Union (the "EU"), and the member states no longer control their own monetary policies by directing independent interest rates for their currencies. In these member states, the authority to direct monetary policies, including money supply and official interest rates for the Euro, is exercised by the European Central Bank. In a 2016 referendum, the United Kingdom elected to withdraw from the EU ("Brexit"). As the second largest economy among EU members, the implications of the United Kingdom's withdrawal are difficult to gauge and cannot be fully known. Its departure may negatively impact the EU and Europe as a whole by causing volatility within the EU, triggering prolonged economic downturns in certain European countries or sparking additional member states to contemplate departing the EU (thereby perpetuating political instability in the region).

**INDEX CONSTITUENT RISK.** The Fund may be a constituent of one or more indices. As a result, the Fund may be included in one or more index-tracking exchange-traded funds or mutual funds. Being a component security of such a vehicle could greatly affect the trading activity involving the Fund's shares, the size of the Fund and the market volatility of the Fund. Inclusion in an index could increase demand for the Fund and removal from an index could result in outsized selling activity in a relatively short period of time. As a result, the Fund's net asset value could be negatively impacted and the Fund's market price may be below the Fund's net asset value during certain periods. In addition, index rebalances may potentially result in increased trading activity in the Fund's shares.

**INDEX PROVIDER RISK.** There is no assurance that the Index Provider, or any agents that act on its behalf, will compile the Index accurately, or that the Index will be determined, maintained, constructed, reconstituted, rebalanced, composed, calculated or disseminated accurately. The Index Provider and its agents do not provide any representation or warranty in relation to the quality, accuracy or completeness of data in the Index, and do not guarantee that the Index will be calculated in accordance with its stated methodology. The Advisor's mandate as described in this prospectus is to manage the Fund consistently with the Index provided by the Index Provider. The Advisor relies upon the Index provider and its agents to accurately compile, maintain, construct, reconstitute, rebalance, compose, calculate and disseminate the Index accurately. Therefore, losses or costs associated with any Index Provider or agent errors generally will be borne by the Fund and its shareholders. To correct any such error, the Index Provider or its agents may carry out an unscheduled rebalance of the Index or other modification of Index constituents or weightings. When the Fund in turn rebalances its portfolio, any transaction costs and market exposure arising from such portfolio rebalancing will be borne by the Fund and its shareholders. Unscheduled rebalances also expose the Fund to additional tracking error risk. Errors in respect of the quality, accuracy and completeness of the data used to compile the Index may occur from time to time and may not be identified and corrected by the Index Provider for a period of time or at all, particularly where the Index is less commonly used as a benchmark by funds or advisors.

For example, during a period where the Index contains incorrect constituents, the Fund tracking the Index would have market exposure to such constituents and would be underexposed to the Index's other constituents. Such errors may negatively impact the Fund and its shareholders. The Index Provider and its agents rely on various sources of information to assess the criteria of issuers included in the Index, including information that may be based on assumptions and estimates. Neither the Fund nor the Advisor can offer assurances that the Index's calculation methodology or sources of information will provide an accurate assessment of included issuers. Unusual market conditions may cause the Index Provider to postpone a scheduled rebalance, which could cause the Index to vary from its normal or expected composition. The postponement of a scheduled rebalance in a time of market volatility could mean that constituents that would otherwise be removed at rebalance due to changes in market capitalizations, issuer credit ratings, or other reasons may remain, causing the performance and constituents of the Index to vary from those expected under normal conditions. Apart from scheduled rebalances, the Index Provider or its agents may carry out additional ad hoc rebalances to the Index due to unusual market conditions or in order, for example, to correct an error in the selection of index constituents.

**INDUSTRIALS COMPANIES RISK.** Industrials companies convert unfinished goods into finished durables used to manufacture other goods or provide services. Examples of industrials companies include companies involved in the production of electrical equipment and components, industrial products, manufactured housing and telecommunications equipment, as well as defense and aerospace companies. General risks of industrials companies include the general state of the economy, exchange rates, commodity prices, intense competition, consolidation, domestic and international politics, government regulation, import controls, excess capacity, consumer demand and spending trends. In addition, industrials companies may also be significantly affected by overall capital spending levels, economic cycles, rapid technological changes, delays in modernization, labor relations, environmental liabilities, governmental and product liability and e-commerce initiatives.

**MARKET MAKER RISK.** The Fund faces numerous market trading risks, including the potential lack of an active market for Fund shares due to a limited number of market makers. Decisions by market makers or authorized participants to reduce their role or step away from these activities in times of market stress could inhibit the effectiveness of the arbitrage process in maintaining the relationship between the underlying values of the Fund's portfolio securities and the Fund's market price. The Fund may rely on a small number of third-party market makers to provide a market for the purchase and sale of shares. Any trading halt or other problem relating to the trading activity of these market makers could result in a dramatic change in the spread between the Fund's net asset value and the price at which the Fund's shares are trading on the Exchange, which could result in a decrease in value of the Fund's shares. This reduced effectiveness could result in Fund shares trading at a discount to net asset value and also in greater than normal intraday bid-ask spreads for Fund shares.

**MARKET RISK.** Market risk is the risk that a particular security, or shares of the Fund in general, may fall in value. Securities are subject to market fluctuations caused by such factors as economic, political, regulatory or market developments, changes in interest rates and perceived trends in securities prices. Shares of the Fund could decline in value or underperform other investments. In addition, local, regional or global events such as war, acts of terrorism, spread of infectious diseases or other public health issues, recessions, or other events could have a significant negative impact on the Fund and its investments. For example, the coronavirus disease 2019 (COVID-19) global pandemic and the aggressive responses taken by many governments, including closing borders, restricting international and domestic travel, and the imposition of prolonged quarantines or similar restrictions, has had negative impacts, and in many cases severe impacts, on markets worldwide. Additionally, the COVID-19 pandemic has caused prolonged disruptions to the normal business operations of companies around the world and the impact of such disruptions is hard to predict. Such events may affect certain geographic regions, countries, sectors and industries more significantly than others. Such events could adversely affect the prices and liquidity of the Fund's portfolio securities or other instruments and could result in disruptions in the trading markets. Any of such circumstances could have a materially negative impact on the value of the Fund's shares and result in increased market volatility. During any such events, the Fund's shares may trade at increased premiums or discounts to their net asset value.

**NON-CORRELATION RISK.** The Fund's return may not match the return of the Index for a number of reasons. The Fund incurs operating expenses not applicable to the Index, and may incur costs in buying and selling securities, especially when rebalancing the Fund's portfolio holdings to reflect changes in the composition of the Index. In addition, the Fund's portfolio holdings may not exactly replicate the securities included in the Index or the ratios between the securities included in the Index.

**NON-DIVERSIFICATION RISK.** The Fund is classified as "non-diversified" under the 1940 Act. As a result, the Fund is only limited as to the percentage of its assets which may be invested in the securities of any one issuer by the diversification requirements imposed by the Internal Revenue Code of 1986, as amended. The Fund may invest a relatively high percentage

of its assets in a limited number of issuers. As a result, the Fund may be more susceptible to a single adverse economic or regulatory occurrence affecting one or more of these issuers, experience increased volatility and be highly invested in certain issuers.

**NON-U.S. SECURITIES RISK.** Non-U.S. securities are subject to higher volatility than securities of domestic issuers due to possible adverse political, social or economic developments, restrictions on foreign investment or exchange of securities, capital controls, lack of liquidity, currency exchange rates, excessive taxation, government seizure of assets, the imposition of sanctions by foreign governments, different legal or accounting standards, and less government supervision and regulation of securities exchanges in foreign countries.

**PASSIVE INVESTMENT RISK.** The Fund is not actively managed. The Fund invests in securities included in or representative of the Index regardless of investment merit. The Fund generally will not attempt to take defensive positions in declining markets. In the event that the Index is no longer calculated, the Index license is terminated or the identity or character of the Index is materially changed, the Fund will seek to engage a replacement index.

**PREMIUM/DISCOUNT RISK.** The market price of the Fund's shares will generally fluctuate in accordance with changes in the Fund's net asset value as well as the relative supply of and demand for shares on the Exchange. The Fund's investment advisor cannot predict whether shares will trade below, at or above their net asset value because the shares trade on the Exchange at market prices and not at net asset value. Price differences may be due, in large part, to the fact that supply and demand forces at work in the secondary trading market for shares will be closely related, but not identical, to the same forces influencing the prices of the holdings of the Fund trading individually or in the aggregate at any point in time. However, given that shares can only be purchased and redeemed in Creation Units, and only to and from broker-dealers and large institutional investors that have entered into participation agreements (unlike shares of closed-end funds, which frequently trade at appreciable discounts from, and sometimes at premiums to, their net asset value), the Fund's investment advisor believes that large discounts or premiums to the net asset value of shares should not be sustained. During stressed market conditions, the market for the Fund's shares may become less liquid in response to deteriorating liquidity in the market for the Fund's underlying portfolio holdings, which could in turn lead to differences between the market price of the Fund's shares and their net asset value.

**SIGNIFICANT EXPOSURE RISK.** To the extent that the Fund invests a large percentage of its assets in a single asset class or the securities of issuers within the same country, state, region, industry or sector, an adverse economic, business or political development may affect the value of the Fund's investments more than if the Fund were more broadly diversified. A significant exposure makes the Fund more susceptible to any single occurrence and may subject the Fund to greater market risk than a fund that is more broadly diversified.

**SMALLER COMPANIES RISK.** Small and/or mid capitalization companies may be more vulnerable to adverse general market or economic developments, and their securities may be less liquid and may experience greater price volatility than larger, more established companies as a result of several factors, including limited trading volumes, fewer products or financial resources, management inexperience and less publicly available information. Accordingly, such companies are generally subject to greater market risk than larger, more established companies.

**TRADING ISSUES RISK.** Trading in Fund shares on the Exchange may be halted due to market conditions or for reasons that, in the view of the Exchange, make trading in shares inadvisable. In addition, trading in Fund shares on the Exchange is subject to trading halts caused by extraordinary market volatility pursuant to the Exchange's "circuit breaker" rules. There can be no assurance that the requirements of the Exchange necessary to maintain the listing of the Fund will continue to be met or will remain unchanged. The Fund may have difficulty maintaining its listing on the Exchange in the event the Fund's assets are small, the Fund does not have enough shareholders, or if the Fund is unable to proceed with creation and/or redemption orders.

**UTILITY COMPANIES RISK.** Utility companies include companies producing or providing gas, electricity or water. These companies are subject to the risk of the imposition of rate caps, increased competition due to deregulation, the difficulty in obtaining an adequate return on invested capital or in financing large construction projects counterparty risk, the limitations on operations and increased costs and delays attributable to environmental considerations and the capital market's ability to absorb utility debt. In addition, taxes, government regulation, domestic and international politics, price and supply fluctuations, volatile interest rates and energy conservation may negatively affect utility companies.

**WIND ENERGY COMPANIES RISK.** Wind energy companies can be significantly affected by the obsolescence of existing technology, short product cycles, falling prices and profits, competition from new market entrants and general economic conditions. Such companies may also be highly dependent on government subsidies and contracts with government entities

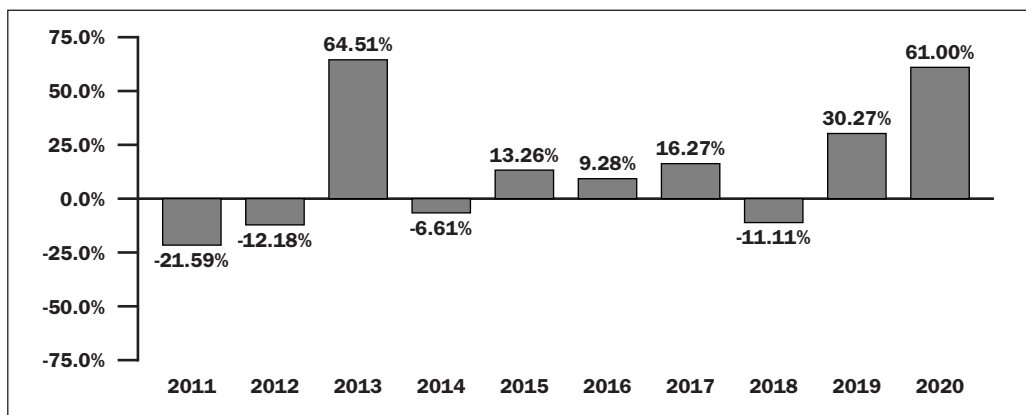
## First Trust Global Wind Energy ETF (FAN)

and may be negatively affected if such subsidies and contracts become unavailable. They are also susceptible to fluctuations in energy prices and supply and demand of alternative energy fuels, energy conservation efforts, the success of exploration projects and tax and other government regulations. Wind energy companies could be adversely affected by commodity price volatility, changes in exchange rates, imposition of import controls, increased competition, depletion of resources, technological developments and labor relations.

### Annual Total Return

The bar chart and table below illustrate the annual calendar year returns of the Fund based on net asset value as well as the average annual Fund and Index returns. The bar chart and table provide an indication of the risks of investing in the Fund by showing changes in the Fund's performance from year-to-year and by showing how the Fund's average annual total returns based on net asset value compared to those of the Index and two broad-based market indices. See "Total Return Information" for additional performance information regarding the Fund. The Fund's performance information is accessible on the Fund's website at [www.ftportfolios.com](http://www.ftportfolios.com).

### First Trust Global Wind Energy ETF Calendar Year Total Returns as of 12/31



During the periods shown in the chart above:

Best Quarter		Worst Quarter	
33.22%	December 31, 2020	-22.13%	September 30, 2011

The Fund's past performance (before and after taxes) is not necessarily an indication of how the Fund will perform in the future.

Returns before taxes do not reflect the effects of any income or capital gains taxes. All after-tax returns are calculated using the historical highest individual federal marginal income tax rates and do not reflect the impact of any state or local tax. Returns after taxes on distributions reflect the taxed return on the payment of dividends and capital gains. Returns after taxes on distributions and sale of shares assume you sold your shares at period end, and, therefore, are also adjusted for any capital gains or losses incurred. Returns for the market indices do not include expenses, which are deducted from Fund returns, or taxes.

Your own actual after-tax returns will depend on your specific tax situation and may differ from what is shown here. After-tax returns are not relevant to investors who hold Fund shares in tax-deferred accounts such as individual retirement accounts (IRAs) or employee-sponsored retirement plans.



## First Trust Global Wind Energy ETF (FAN)

### Average Annual Total Returns for the Periods Ended December 31, 2020

	1 Year	5 Years	10 Years	Since Inception	Inception Date
Return Before Taxes	61.00%	18.82%	11.00%	0.03%	6/16/2008
Return After Taxes on Distributions	60.15%	17.35%	9.95%	-0.81%	
Return After Taxes on Distributions and Sale of Shares	35.93%	14.36%	8.41%	-0.48%	
ISE Clean Edge Global Wind Energy™ Index (reflects no deduction for fees, expenses or taxes)	62.47%	19.72%	11.87%	0.85%	
Russell 3000® Index (reflects no deduction for fees, expenses or taxes)	20.89%	15.43%	13.79%	10.80%	
MSCI World Index (reflects no deduction for fees, expenses or taxes)	15.90%	12.19%	9.87%	7.08%	

### Management

#### **Investment Advisor**

First Trust Advisors L.P. (“First Trust” or the “Advisor”)

#### **Portfolio Managers**

The Fund’s portfolio is managed by a team (the “Investment Committee”) consisting of:

- Daniel J. Lindquist, Chairman of the Investment Committee and Managing Director of First Trust
- Jon C. Erickson, Senior Vice President of First Trust
- David G. McGarel, Chief Investment Officer, Chief Operating Officer and Managing Director of First Trust
- Roger F. Testin, Senior Vice President of First Trust
- Stan Ueland, Senior Vice President of First Trust
- Chris A. Peterson, Senior Vice President of First Trust
- Erik Russo, Vice President of First Trust

The Investment Committee members are primarily and jointly responsible for the day-to-day management of the Fund. Each Investment Committee member has served as a part of the portfolio management team of the Fund since 2008, except for Chris A. Peterson, who has served as a part of the portfolio management team of the Fund since 2016, and Erik Russo, who has served as a part of the portfolio management team of the Fund since 2020.

### Purchase and Sale of Fund Shares

The Fund issues and redeems shares on a continuous basis, at net asset value, only in large blocks of shares called “Creation Units.” Individual shares of the Fund may only be purchased and sold on the secondary market through a broker-dealer. Since shares of the Fund trade on securities exchanges in the secondary market at their market price rather than their net asset value, the Fund’s shares may trade at a price greater than (premium) or less than (discount) the Fund’s net asset value. An investor may incur costs attributable to the difference between the highest price a buyer is willing to pay to purchase shares of the Fund (bid) and the lowest price a seller is willing to accept for shares of the Fund (ask) when buying or selling shares in the secondary market (the “bid-ask spread”). Recent information, including the Fund’s net asset value, market price, premiums and discounts, and bid-ask spreads, is available online at <https://www.ftportfolios.com/Retail/etf/home.aspx>.

### Tax Information

The Fund’s distributions are taxable and will generally be taxed as ordinary income or capital gains. Distributions on shares held in a tax-deferred account, while not immediately taxable, will be subject to tax when the shares are no longer held in a tax-deferred account.

**Payments to Broker-Dealers and Other Financial Intermediaries**

If you purchase shares of the Fund through a broker-dealer or other financial intermediary (such as a bank), First Trust and First Trust Portfolios L.P., the Fund's distributor, may pay the intermediary for the sale of Fund shares and related services. These payments may create a conflict of interest by influencing the broker-dealer or other intermediary and your salesperson to recommend the Fund over another investment. Ask your salesperson or visit your financial intermediary's website for more information.

## SUMMARY INFORMATION

### First Trust Indxx Global Agriculture ETF (FTAG)

#### Investment Objective

The First Trust Indxx Global Agriculture ETF (the “Fund”) seeks investment results that correspond generally to the price and yield (before the Fund’s fees and expenses) of an equity index called the Indxx Global Agriculture Index (the “Index”).

#### Fees and Expenses of the Fund

The following table describes the fees and expenses you may pay if you buy, hold and sell shares of the Fund. Investors may pay other fees, such as brokerage commissions and other fees to financial intermediaries, which are not reflected in the table and example below.

#### Shareholder Fees

(fees paid directly from your investment)

Maximum Sales Charge (Load) Imposed on Purchases (as a percentage of offering price)	None
--	------

#### Annual Fund Operating Expenses

(expenses that you pay each year as a percentage of the value of your investment)

Management Fees	0.70%
Distribution and Service (12b-1) Fees	0.00%
Other Expenses	0.00%
<b>Total Annual Fund Operating Expenses</b>	<b>0.70%</b>

#### Example

The example below is intended to help you compare the cost of investing in the Fund with the cost of investing in other funds. This example does not take into account customary brokerage commissions that you pay when purchasing or selling shares of the Fund in the secondary market.

The example assumes that you invest \$10,000 in the Fund for the time periods indicated. The example also assumes that your investment has a 5% return each year and that the Fund’s operating expenses remain at current levels. Although your actual costs may be higher or lower, based on these assumptions your costs would be:

1 Year	3 Years	5 Years	10 Years
\$72	\$224	\$390	\$871

#### Portfolio Turnover

The Fund pays transaction costs, such as commissions, when it buys and sells securities (or “turns over” its portfolio). A higher portfolio turnover rate may indicate higher transaction costs and may result in higher taxes when Fund shares are held in a taxable account. These costs, which are not reflected in annual fund operating expenses or in the example, affect the Fund’s performance. During the most recent fiscal year, the Fund’s portfolio turnover rate was 17% of the average value of its portfolio.

#### Principal Investment Strategies

The Fund will normally invest at least 90% of its net assets (including investment borrowings) in the common stocks and depositary receipts that comprise the Index. The Fund, using an indexing investment approach, attempts to replicate, before fees and expenses, the performance of the Index. The Index is owned and is developed, maintained and sponsored by Indxx, LLC (the “Index Provider”). The Index Provider reserves the right to use qualitative judgment to include, exclude, adjust, or postpone the inclusion of a stock in the Index. Continued Index membership of a constituent is not necessarily subject to the guidelines provided in the Index methodology. A security may be considered for exclusion by the Index Provider on the basis of corporate governance, accounting policies, lack of transparency and lack of representation, despite meeting all the criteria provided in the Index methodology.

The Index is a market capitalization weighted index designed to measure the performance of companies that are directly or indirectly engaged in improving agricultural yields. The Index is composed of farmland companies and firms involved in chemicals and fertilizers, seeds, irrigation equipment and farm machinery. To be included in the Index, a security must meet

certain additional criteria, including that its issuer must have a minimum market capitalization of \$1 billion and meet certain liquidity-related requirements that focus on trading activity and turnover. Companies may generally be domiciled in any country, including emerging market countries, subject to certain exclusions determined by the Index Provider. Under normal market conditions, the Fund invests at least 40% of its net assets (including investment borrowings) in securities of non-U.S. issuers and invests in the securities of issuers located in at least three countries.

The Index is reconstituted annually and rebalanced quarterly and the Fund will make corresponding changes to its portfolio shortly after the Index changes are made public. The Index's quarterly rebalance schedule may cause the Fund to experience a higher rate of portfolio turnover. The Fund will be concentrated in an industry or a group of industries to the extent that the Index is so concentrated. As of December 31, 2020, the Fund had significant investments in materials companies, industrials companies, German issuers, Asian issuers and European issuers, although this may change from time to time. To the extent the Fund invests a significant portion of its assets in a given jurisdiction or investment sector, the Fund may be exposed to the risks associated with that jurisdiction or investment sector.

## Principal Risks

You could lose money by investing in the Fund. An investment in the Fund is not a deposit of a bank and is not insured or guaranteed by the Federal Deposit Insurance Corporation or any other governmental agency. There can be no assurance that the Fund's investment objective will be achieved. The order of the below risk factors does not indicate the significance of any particular risk factor.

**AGRICULTURE COMPANIES RISK.** Economic forces, including forces affecting agricultural markets, as well as government policies and regulations affecting agriculture companies, could adversely impact the Fund's investments. Agricultural and livestock production and trade flows are significantly affected by government policies and regulations. Governmental policies affecting agriculture companies, such as taxes, tariffs, duties, subsidies and import and export restrictions on agricultural commodities, commodity products and livestock, can influence agriculture company profitability, the planting/raising of certain crops/livestock versus other uses of resources, the location and size of crop and livestock production, whether unprocessed or processed commodity products are traded and the volume and types of imports and exports. In addition, companies in the agriculture sector must comply with a broad range of environmental laws and regulations.

**ASIA RISK.** The Fund is subject to certain risks specifically associated with investments in the securities of Asian issuers. Many Asian economies have experienced rapid growth and industrialization, and there is no assurance that this growth rate will be maintained. Some Asian economies are highly dependent on trade, and economic conditions in other countries within and outside Asia can impact these economies. Certain of these economies may be adversely affected by trade or policy disputes with its major trade partners. There is also a high concentration of market capitalization and trading volume in a small number of issuers representing a limited number of industries, as well as a high concentration of investors and financial intermediaries. Certain Asian countries have experienced and may in the future experience expropriation and nationalization of assets, confiscatory taxation, currency manipulation, political instability, armed conflict and social instability as a result of religious, ethnic, socio-economic and/or political unrest. In particular, escalated tensions involving North Korea and any outbreak of hostilities involving North Korea could have a severe adverse effect on Asian economies. Governments of certain Asian countries have exercised, and continue to exercise, substantial influence over many aspects of the private sector. In certain cases, the government owns or controls many companies, including the largest in the country. Accordingly, government actions could have a significant effect on the issuers of the Fund's securities or on economic conditions generally. Recent developments in relations between the U.S. and China have heightened concerns of increased tariffs and restrictions on trade between the two countries. An increase in tariffs or trade restrictions, or even the threat of such developments, could lead to a significant reduction in international trade, which could have a negative impact on the economy of Asian countries and a commensurately negative impact on the Fund.

**AUTHORIZED PARTICIPANT CONCENTRATION RISK.** Only an authorized participant may engage in creation or redemption transactions directly with the Fund. A limited number of institutions act as authorized participants for the Fund. To the extent that these institutions exit the business or are unable to proceed with creation and/or redemption orders and no other authorized participant steps forward to create or redeem, the Fund's shares may trade at a premium or discount to the Fund's net asset value and possibly face delisting.

**CURRENCY RISK.** Changes in currency exchange rates affect the value of investments denominated in a foreign currency, and therefore the value of such investments in the Fund's portfolio. The Fund's net asset value could decline if a currency to which the Fund has exposure depreciates against the U.S. dollar or if there are delays or limits on repatriation of such currency.

Currency exchange rates can be very volatile and can change quickly and unpredictably. As a result, the value of an investment in the Fund may change quickly and without warning.

**CYBER SECURITY RISK.** The Fund is susceptible to operational risks through breaches in cyber security. A breach in cyber security refers to both intentional and unintentional events that may cause the Fund to lose proprietary information, suffer data corruption or lose operational capacity. Such events could cause the Fund to incur regulatory penalties, reputational damage, additional compliance costs associated with corrective measures and/or financial loss. Cyber security breaches may involve unauthorized access to the Fund's digital information systems through "hacking" or malicious software coding but may also result from outside attacks such as denial-of-service attacks through efforts to make network services unavailable to intended users. In addition, cyber security breaches of the issuers of securities in which the Fund invests or the Fund's third-party service providers, such as its administrator, transfer agent, custodian, or sub-advisor, as applicable, can also subject the Fund to many of the same risks associated with direct cyber security breaches. Although the Fund has established risk management systems designed to reduce the risks associated with cyber security, there is no guarantee that such efforts will succeed, especially because the Fund does not directly control the cyber security systems of issuers or third-party service providers.

**DEPOSITARY RECEIPTS RISK.** Depositary receipts may be less liquid than the underlying shares in their primary trading market. Any distributions paid to the holders of depositary receipts are usually subject to a fee charged by the depositary. Holders of depositary receipts may have limited voting rights, and investment restrictions in certain countries may adversely impact the value of depositary receipts because such restrictions may limit the ability to convert the equity shares into depositary receipts and vice versa. Such restrictions may cause the equity shares of the underlying issuer to trade at a discount or premium to the market price of the depositary receipts.

**EMERGING MARKETS RISK.** Investments in securities issued by governments and companies operating in emerging market countries involve additional risks relating to political, economic, or regulatory conditions not associated with investments in securities and instruments issued by U.S. companies or by companies operating in other developed market countries. Investments in emerging markets securities are generally considered speculative in nature and are subject to the following heightened risks: smaller market capitalization of securities markets which may suffer periods of relative illiquidity; significant price volatility; restrictions on foreign investment; possible repatriation of investment income and capital; rapid inflation; and currency convertibility issues. Emerging market countries also often have less uniformity in accounting and reporting requirements, unsettled securities laws, unreliable securities valuation and greater risk associated with custody of securities. Financial and other reporting by companies and government entities also may be less reliable in emerging market countries. Shareholder claims that are available in the U.S., as well as regulatory oversight and authority that is common in the U.S., including for claims based on fraud, may be difficult or impossible for shareholders of securities in emerging market countries or for U.S. authorities to pursue. For funds that track an index, the index may not weight the securities in emerging market countries on the basis of investor protection limitations, financial reporting quality or available oversight mechanisms. Furthermore, investors may be required to register the proceeds of sales and future economic or political crises could lead to price controls, forced mergers, expropriation or confiscatory taxation, seizure, nationalization or creation of government monopolies.

**EQUITY SECURITIES RISK.** The value of the Fund's shares will fluctuate with changes in the value of the equity securities in which it invests. Equity securities prices fluctuate for several reasons, including changes in investors' perceptions of the financial condition of an issuer or the general condition of the relevant equity market, such as market volatility, or when political or economic events affecting an issuer occur. Common stock prices may be particularly sensitive to rising interest rates, as the cost of capital rises and borrowing costs increase. Equity securities may decline significantly in price over short or extended periods of time, and such declines may occur in the equity market as a whole, or they may occur in only a particular country, company, industry or sector of the market.

**EUROPE RISK.** The Fund is subject to certain risks specifically associated with investments in the securities of European issuers. Political or economic disruptions in European countries, even in countries in which the Fund is not invested, may adversely affect security values and thus the Fund's holdings. A significant number of countries in Europe are member states in the European Union (the "EU"), and the member states no longer control their own monetary policies by directing independent interest rates for their currencies. In these member states, the authority to direct monetary policies, including money supply and official interest rates for the Euro, is exercised by the European Central Bank. In a 2016 referendum, the United Kingdom elected to withdraw from the EU ("Brexit"). As the second largest economy among EU members, the implications of the United Kingdom's withdrawal are difficult to gauge and cannot be fully known. Its departure may negatively impact the EU and Europe

as a whole by causing volatility within the EU, triggering prolonged economic downturns in certain European countries or sparking additional member states to contemplate departing the EU (thereby perpetuating political instability in the region).

**GERMANY RISK.** The Fund is subject to certain risks specifically associated with investments in the securities of German issuers. The German economy is dependent to a significant extent on the economies of certain key trading partners, including the United States, France, Italy and other European countries. Reduction in spending on German products and services, or changes in any of the economies may have an adverse impact on the German economy. In addition, heavy regulation of labor and product markets in Germany may have an adverse effect on German issuers. Such regulations may negatively impact economic growth or cause prolonged periods of recession. Concerns regarding the economic health of the EU have led to tremendous downward pressure on certain financial institutions, including German financial services companies. Secessionist movements, such as the Catalan movement in Spain, may have an adverse effect on the German economy.

**INDEX CONSTITUENT RISK.** The Fund may be a constituent of one or more indices. As a result, the Fund may be included in one or more index-tracking exchange-traded funds or mutual funds. Being a component security of such a vehicle could greatly affect the trading activity involving the Fund's shares, the size of the Fund and the market volatility of the Fund. Inclusion in an index could increase demand for the Fund and removal from an index could result in outsized selling activity in a relatively short period of time. As a result, the Fund's net asset value could be negatively impacted and the Fund's market price may be below the Fund's net asset value during certain periods. In addition, index rebalances may potentially result in increased trading activity in the Fund's shares.

**INDEX PROVIDER RISK.** There is no assurance that the Index Provider, or any agents that act on its behalf, will compile the Index accurately, or that the Index will be determined, maintained, constructed, reconstituted, rebalanced, composed, calculated or disseminated accurately. The Index Provider and its agents do not provide any representation or warranty in relation to the quality, accuracy or completeness of data in the Index, and do not guarantee that the Index will be calculated in accordance with its stated methodology. The Advisor's mandate as described in this prospectus is to manage the Fund consistently with the Index provided by the Index Provider. The Advisor relies upon the Index provider and its agents to accurately compile, maintain, construct, reconstitute, rebalance, compose, calculate and disseminate the Index accurately. Therefore, losses or costs associated with any Index Provider or agent errors generally will be borne by the Fund and its shareholders. To correct any such error, the Index Provider or its agents may carry out an unscheduled rebalance of the Index or other modification of Index constituents or weightings. When the Fund in turn rebalances its portfolio, any transaction costs and market exposure arising from such portfolio rebalancing will be borne by the Fund and its shareholders. Unscheduled rebalances also expose the Fund to additional tracking error risk. Errors in respect of the quality, accuracy and completeness of the data used to compile the Index may occur from time to time and may not be identified and corrected by the Index Provider for a period of time or at all, particularly where the Index is less commonly used as a benchmark by funds or advisors. For example, during a period where the Index contains incorrect constituents, the Fund tracking the Index would have market exposure to such constituents and would be underexposed to the Index's other constituents. Such errors may negatively impact the Fund and its shareholders. The Index Provider and its agents rely on various sources of information to assess the criteria of issuers included in the Index, including information that may be based on assumptions and estimates. Neither the Fund nor the Advisor can offer assurances that the Index's calculation methodology or sources of information will provide an accurate assessment of included issuers. Unusual market conditions may cause the Index Provider to postpone a scheduled rebalance, which could cause the Index to vary from its normal or expected composition. The postponement of a scheduled rebalance in a time of market volatility could mean that constituents that would otherwise be removed at rebalance due to changes in market capitalizations, issuer credit ratings, or other reasons may remain, causing the performance and constituents of the Index to vary from those expected under normal conditions. Apart from scheduled rebalances, the Index Provider or its agents may carry out additional ad hoc rebalances to the Index due to unusual market conditions or in order, for example, to correct an error in the selection of index constituents.

**INDUSTRIALS COMPANIES RISK.** Industrials companies convert unfinished goods into finished durables used to manufacture other goods or provide services. Examples of industrials companies include companies involved in the production of electrical equipment and components, industrial products, manufactured housing and telecommunications equipment, as well as defense and aerospace companies. General risks of industrials companies include the general state of the economy, exchange rates, commodity prices, intense competition, consolidation, domestic and international politics, government regulation, import controls, excess capacity, consumer demand and spending trends. In addition, industrials companies may also be significantly affected by overall capital spending levels, economic cycles, rapid technological changes, delays in modernization, labor relations, environmental liabilities, governmental and product liability and e-commerce initiatives.

**MARKET MAKER RISK.** The Fund faces numerous market trading risks, including the potential lack of an active market for Fund shares due to a limited number of market makers. Decisions by market makers or authorized participants to reduce their role or step away from these activities in times of market stress could inhibit the effectiveness of the arbitrage process in maintaining the relationship between the underlying values of the Fund's portfolio securities and the Fund's market price. The Fund may rely on a small number of third-party market makers to provide a market for the purchase and sale of shares. Any trading halt or other problem relating to the trading activity of these market makers could result in a dramatic change in the spread between the Fund's net asset value and the price at which the Fund's shares are trading on the Exchange, which could result in a decrease in value of the Fund's shares. This reduced effectiveness could result in Fund shares trading at a discount to net asset value and also in greater than normal intraday bid-ask spreads for Fund shares.

**MARKET RISK.** Market risk is the risk that a particular security, or shares of the Fund in general, may fall in value. Securities are subject to market fluctuations caused by such factors as economic, political, regulatory or market developments, changes in interest rates and perceived trends in securities prices. Shares of the Fund could decline in value or underperform other investments. In addition, local, regional or global events such as war, acts of terrorism, spread of infectious diseases or other public health issues, recessions, or other events could have a significant negative impact on the Fund and its investments. For example, the coronavirus disease 2019 (COVID-19) global pandemic and the aggressive responses taken by many governments, including closing borders, restricting international and domestic travel, and the imposition of prolonged quarantines or similar restrictions, has had negative impacts, and in many cases severe impacts, on markets worldwide. Additionally, the COVID-19 pandemic has caused prolonged disruptions to the normal business operations of companies around the world and the impact of such disruptions is hard to predict. Such events may affect certain geographic regions, countries, sectors and industries more significantly than others. Such events could adversely affect the prices and liquidity of the Fund's portfolio securities or other instruments and could result in disruptions in the trading markets. Any of such circumstances could have a materially negative impact on the value of the Fund's shares and result in increased market volatility. During any such events, the Fund's shares may trade at increased premiums or discounts to their net asset value.

**MATERIALS COMPANIES RISK.** Materials and processing companies are involved in the extraction or processing of raw materials such as metals, ore and forestry products. These companies are sensitive to changes in the business cycle and fluctuations in the supply and demand for raw materials. Further, certain materials and processing companies can be affected by shifts in the housing market, as many produced raw materials are components of construction projects. Rising wage costs can also impact companies that rely on skilled labor. In addition, materials and processing companies may be significantly affected by volatility of commodity prices, import controls, worldwide competition, liability for environmental damage, depletion of resources and mandated expenditures for safety and pollution control devices.

**NON-CORRELATION RISK.** The Fund's return may not match the return of the Index for a number of reasons. The Fund incurs operating expenses not applicable to the Index, and may incur costs in buying and selling securities, especially when rebalancing the Fund's portfolio holdings to reflect changes in the composition of the Index. In addition, the Fund's portfolio holdings may not exactly replicate the securities included in the Index or the ratios between the securities included in the Index.

**NON-DIVERSIFICATION RISK.** The Fund is classified as "non-diversified" under the 1940 Act. As a result, the Fund is only limited as to the percentage of its assets which may be invested in the securities of any one issuer by the diversification requirements imposed by the Internal Revenue Code of 1986, as amended. The Fund may invest a relatively high percentage of its assets in a limited number of issuers. As a result, the Fund may be more susceptible to a single adverse economic or regulatory occurrence affecting one or more of these issuers, experience increased volatility and be highly invested in certain issuers.

**NON-U.S. SECURITIES RISK.** Non-U.S. securities are subject to higher volatility than securities of domestic issuers due to possible adverse political, social or economic developments, restrictions on foreign investment or exchange of securities, capital controls, lack of liquidity, currency exchange rates, excessive taxation, government seizure of assets, the imposition of sanctions by foreign governments, different legal or accounting standards, and less government supervision and regulation of securities exchanges in foreign countries.

**PASSIVE INVESTMENT RISK.** The Fund is not actively managed. The Fund invests in securities included in or representative of the Index regardless of investment merit. The Fund generally will not attempt to take defensive positions in declining markets. In the event that the Index is no longer calculated, the Index license is terminated or the identity or character of the Index is materially changed, the Fund will seek to engage a replacement index.

**PORTFOLIO TURNOVER RISK.** High portfolio turnover may result in the Fund paying higher levels of transaction costs and may generate greater tax liabilities for shareholders. Portfolio turnover risk may cause the Fund's performance to be less than expected.

**PREMIUM/DISCOUNT RISK.** The market price of the Fund's shares will generally fluctuate in accordance with changes in the Fund's net asset value as well as the relative supply of and demand for shares on the Exchange. The Fund's investment advisor cannot predict whether shares will trade below, at or above their net asset value because the shares trade on the Exchange at market prices and not at net asset value. Price differences may be due, in large part, to the fact that supply and demand forces at work in the secondary trading market for shares will be closely related, but not identical, to the same forces influencing the prices of the holdings of the Fund trading individually or in the aggregate at any point in time. However, given that shares can only be purchased and redeemed in Creation Units, and only to and from broker-dealers and large institutional investors that have entered into participation agreements (unlike shares of closed-end funds, which frequently trade at appreciable discounts from, and sometimes at premiums to, their net asset value), the Fund's investment advisor believes that large discounts or premiums to the net asset value of shares should not be sustained. During stressed market conditions, the market for the Fund's shares may become less liquid in response to deteriorating liquidity in the market for the Fund's underlying portfolio holdings, which could in turn lead to differences between the market price of the Fund's shares and their net asset value.

**SIGNIFICANT EXPOSURE RISK.** To the extent that the Fund invests a large percentage of its assets in a single asset class or the securities of issuers within the same country, state, region, industry or sector, an adverse economic, business or political development may affect the value of the Fund's investments more than if the Fund were more broadly diversified. A significant exposure makes the Fund more susceptible to any single occurrence and may subject the Fund to greater market risk than a fund that is more broadly diversified.

**SMALLER COMPANIES RISK.** Small and/or mid capitalization companies may be more vulnerable to adverse general market or economic developments, and their securities may be less liquid and may experience greater price volatility than larger, more established companies as a result of several factors, including limited trading volumes, fewer products or financial resources, management inexperience and less publicly available information. Accordingly, such companies are generally subject to greater market risk than larger, more established companies.

**TRADING ISSUES RISK.** Trading in Fund shares on the Exchange may be halted due to market conditions or for reasons that, in the view of the Exchange, make trading in shares inadvisable. In addition, trading in Fund shares on the Exchange is subject to trading halts caused by extraordinary market volatility pursuant to the Exchange's "circuit breaker" rules. There can be no assurance that the requirements of the Exchange necessary to maintain the listing of the Fund will continue to be met or will remain unchanged. The Fund may have difficulty maintaining its listing on the Exchange in the event the Fund's assets are small, the Fund does not have enough shareholders, or if the Fund is unable to proceed with creation and/or redemption orders.

### Annual Total Return

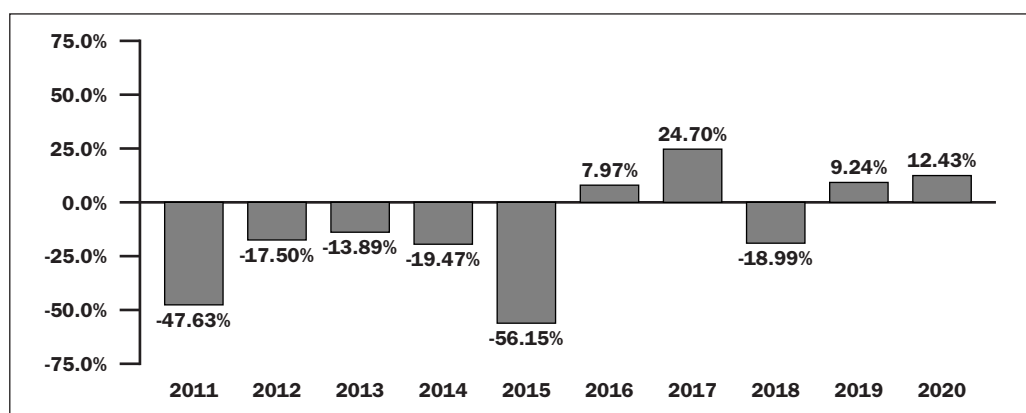
The bar chart and table below illustrate the annual calendar year returns of the Fund based on net asset value as well as the average annual Fund and Index returns. The bar chart and table provide an indication of the risks of investing in the Fund by showing changes in the Fund's performance from year-to-year and by showing how the Fund's average annual total returns based on net asset value compared to those of the Index, a broad-based market index and a market index. See "Total Return Information" for additional performance information regarding the Fund. The Fund's performance information is accessible on the Fund's website at [www.ftportfolios.com](http://www.ftportfolios.com).

On December 18, 2015, the Fund's underlying index changed from the ISE Global Platinum™ Index to the Indxx Global Agriculture Index. Therefore, the Fund's performance and historical returns shown below are not necessarily indicative of the performance that the Fund, based on the Index, would have generated. Returns for an underlying index are only disclosed for those periods in which the index was in existence for the whole period. Because the Fund's new underlying index had an inception date of June 1, 2015, it was not in existence for any of the periods disclosed.



## First Trust Indxx Global Agriculture ETF (FTAG)

### First Trust Indxx Global Agriculture ETF Calendar Year Total Returns as of 12/31



During the periods shown in the chart above:

Best Quarter		Worst Quarter	
21.54%	December 31, 2020	-34.63%	September 30, 2015

The Fund's past performance (before and after taxes) is not necessarily an indication of how the Fund will perform in the future.

Returns before taxes do not reflect the effects of any income or capital gains taxes. All after-tax returns are calculated using the historical highest individual federal marginal income tax rates and do not reflect the impact of any state or local tax. Returns after taxes on distributions reflect the taxed return on the payment of dividends and capital gains. Returns after taxes on distributions and sale of shares assume you sold your shares at period end, and, therefore, are also adjusted for any capital gains or losses incurred. Returns for the market indices do not include expenses, which are deducted from Fund returns, or taxes.

Your own actual after-tax returns will depend on your specific tax situation and may differ from what is shown here. After-tax returns are not relevant to investors who hold Fund shares in tax-deferred accounts such as individual retirement accounts (IRAs) or employee-sponsored retirement plans.

### Average Annual Total Returns for the Periods Ended December 31, 2020

	1 Year	5 Years	10 Years	Since Inception	Inception Date
Return Before Taxes	12.43%	6.02%	-15.95%	-13.62%	3/11/2010
Return After Taxes on Distributions	11.47%	5.29%	-16.48%	-14.14%	
Return After Taxes on Distributions and Sale of Shares	7.25%	4.34%	-9.49%	-8.31%	
Indxx Global Agriculture Index <sup>(1)</sup> (reflects no deduction for fees, expenses or taxes)	13.69%	7.16%	N/A	N/A	
MSCI ACWI Index (reflects no deduction for fees, expenses or taxes)	16.25%	12.26%	9.13%	9.48%	
MSCI ACWI Materials Index (reflects no deduction for fees, expenses or taxes)	20.91%	14.34%	2.75%	4.40%	

(1) On December 18, 2015, the Fund's underlying index changed from the ISE Global Platinum™ Index to the Indxx Global Agriculture Index. Since the Fund's new underlying index had an inception date of June 1, 2015, it was not in existence for all the periods disclosed.

## Management

### **Investment Advisor**

First Trust Advisors L.P. (“*First Trust*” or the “*Advisor*”)

### **Portfolio Managers**

The Fund’s portfolio is managed by a team (the “*Investment Committee*”) consisting of:

- Daniel J. Lindquist, Chairman of the Investment Committee and Managing Director of First Trust
- Jon C. Erickson, Senior Vice President of First Trust
- David G. McGarel, Chief Investment Officer, Chief Operating Officer and Managing Director of First Trust
- Roger F. Testin, Senior Vice President of First Trust
- Stan Ueland, Senior Vice President of First Trust
- Chris A. Peterson, Senior Vice President of First Trust
- Erik Russo, Vice President of First Trust

The Investment Committee members are primarily and jointly responsible for the day-to-day management of the Fund. Each Investment Committee member has served as a part of the portfolio management team of the Fund since 2010, except for Chris A. Peterson, who has served as a part of the portfolio management team of the Fund since 2016, and Erik Russo, who has served as a part of the portfolio management team of the Fund since 2020.

## Purchase and Sale of Fund Shares

The Fund issues and redeems shares on a continuous basis, at net asset value, only in large blocks of shares called “Creation Units.” Individual shares of the Fund may only be purchased and sold on the secondary market through a broker-dealer. Since shares of the Fund trade on securities exchanges in the secondary market at their market price rather than their net asset value, the Fund’s shares may trade at a price greater than (premium) or less than (discount) the Fund’s net asset value. An investor may incur costs attributable to the difference between the highest price a buyer is willing to pay to purchase shares of the Fund (bid) and the lowest price a seller is willing to accept for shares of the Fund (ask) when buying or selling shares in the secondary market (the “bid-ask spread”). Recent information, including the Fund’s net asset value, market price, premiums and discounts, and bid-ask spreads, is available online at <https://www.ftportfolios.com/Retail/etf/home.aspx>.

## Tax Information

The Fund’s distributions are taxable and will generally be taxed as ordinary income or capital gains. Distributions on shares held in a tax-deferred account, while not immediately taxable, will be subject to tax when the shares are no longer held in a tax-deferred account.

## Payments to Broker-Dealers and Other Financial Intermediaries

If you purchase shares of the Fund through a broker-dealer or other financial intermediary (such as a bank), First Trust and First Trust Portfolios L.P., the Fund’s distributor, may pay the intermediary for the sale of Fund shares and related services. These payments may create a conflict of interest by influencing the broker-dealer or other intermediary and your salesperson to recommend the Fund over another investment. Ask your salesperson or visit your financial intermediary’s website for more information.

## SUMMARY INFORMATION

### First Trust Indxx Global Natural Resources Income ETF (FTRI)

#### Investment Objective

The First Trust Indxx Global Natural Resources Income ETF (the “Fund”) seeks investment results that correspond generally to the price and yield (before the Fund’s fees and expenses) of an equity index called the Indxx Global Natural Resources Income Index (the “Index”).

#### Fees and Expenses of the Fund

The following table describes the fees and expenses you may pay if you buy, hold and sell shares of the Fund. Investors may pay other fees, such as brokerage commissions and other fees to financial intermediaries, which are not reflected in the table and example below.

#### Shareholder Fees

(fees paid directly from your investment)

Maximum Sales Charge (Load) Imposed on Purchases (as a percentage of offering price)	None
--	------

#### Annual Fund Operating Expenses

(expenses that you pay each year as a percentage of the value of your investment)

Management Fees	0.70%
Distribution and Service (12b-1) Fees	0.00%
Other Expenses	0.00%
<b>Total Annual Fund Operating Expenses</b>	<b>0.70%</b>

#### Example

The example below is intended to help you compare the cost of investing in the Fund with the cost of investing in other funds. This example does not take into account customary brokerage commissions that you pay when purchasing or selling shares of the Fund in the secondary market.

The example assumes that you invest \$10,000 in the Fund for the time periods indicated. The example also assumes that your investment has a 5% return each year and that the Fund’s operating expenses remain at current levels. Although your actual costs may be higher or lower, based on these assumptions your costs would be:

1 Year	3 Years	5 Years	10 Years
\$72	\$224	\$390	\$871

#### Portfolio Turnover

The Fund pays transaction costs, such as commissions, when it buys and sells securities (or “turns over” its portfolio). A higher portfolio turnover rate may indicate higher transaction costs and may result in higher taxes when Fund shares are held in a taxable account. These costs, which are not reflected in annual fund operating expenses or in the example, affect the Fund’s performance. During the most recent fiscal year, the Fund’s portfolio turnover rate was 66% of the average value of its portfolio.

#### Principal Investment Strategies

The Fund will normally invest at least 90% of its net assets (including investment borrowings) in the common stocks and depositary receipts that comprise the Index. The Fund, using an indexing investment approach, attempts to replicate, before fees and expenses, the performance of the Index. The Index is owned, developed, maintained and sponsored by Indxx, LLC (the “Index Provider”). The Index Provider reserves the right to use qualitative judgment to include, exclude, adjust, or postpone the inclusion of a stock in the Index. Continued Index membership of a constituent is not necessarily subject to the guidelines provided in the Index methodology. A security may be considered for exclusion by the Index Provider on the basis of corporate governance, accounting policies, lack of transparency and lack of representation, despite meeting all the criteria provided in the Index methodology.

The Index is a free float adjusted market capitalization weighted index designed to measure the market performance of the 50 highest dividend yielding companies involved in the upstream (i.e., generally exploration and production) segment of the

natural resources sector. The term "free float" describes the portion of an issuer's outstanding securities that can be publicly traded, and therefore excludes locked-in securities held by an issuer's affiliates, officers or promoters or securities subject to some other restrictive arrangement that prevents them from being freely traded. Component securities may represent the following businesses: oil and gas exploration and production; integrated oil and gas companies; coal; steel; gold; aluminum; diversified metal and mining; industrial metals; precious metals; water; agricultural products; beverages; agricultural chemicals and fertilizers; and paper and forest products. The Index Provider's classification of an issuer and its business may be different than any other standardized industry classification applied to the issuer and may reflect only a portion of the issuer's business activities. Consequently, because an issuer's principal business activity may be outside the natural resources sector, the Fund's portfolio may include significant holdings of issuers that the Index Provider classifies in a sector that would otherwise not typically fall within the focus of the Index if classified by a different standard.

To be included in the Index, a security must be issued by a company that has (i) a positive earnings-per-share for the preceding 12 months, (ii) paid dividends in each of the prior two years and (iii) paid dividends over the preceding 12 months greater than or equal to the dividends it paid over the same 12-month period one year prior. In addition, a security must meet certain additional criteria, including that it must have a minimum free float equivalent to 10% of shares outstanding, a minimum market capitalization of \$1 billion and meet certain liquidity-related requirements that focus on trading activity. Companies may generally be domiciled in any country, including emerging market countries, subject to certain exclusions determined by the Index Provider. Each eligible security is classified into five broad categories: energy, materials, agriculture, water and timber. The 50 securities with the highest dividend yield are included in the Index. The Index is then adjusted to ensure that no more than 30% of the Index's components are classified as comprising one of the five categories. Under normal market conditions, the Fund invests at least 40% of its net assets (including investment borrowings) in securities of non-U.S. issuers and invests in the securities of issuers located in at least three countries.

The Index is reconstituted annually and rebalanced quarterly and the Fund will make corresponding changes to its portfolio shortly after the Index changes are made public. The Index's quarterly rebalance schedule may cause the Fund to experience a higher rate of portfolio turnover. The Fund will be concentrated in an industry or a group of industries to the extent that the Index is so concentrated. As of December 31, 2020, the Fund had significant investments in energy companies, materials companies and European issuers, although this may change from time to time. To the extent the Fund invests a significant portion of its assets in a given jurisdiction or investment sector, the Fund may be exposed to the risks associated with that jurisdiction or investment sector.

### Principal Risks

You could lose money by investing in the Fund. An investment in the Fund is not a deposit of a bank and is not insured or guaranteed by the Federal Deposit Insurance Corporation or any other governmental agency. There can be no assurance that the Fund's investment objective will be achieved. The order of the below risk factors does not indicate the significance of any particular risk factor.

**AGRICULTURE COMPANIES RISK.** Economic forces, including forces affecting agricultural markets, as well as government policies and regulations affecting agriculture companies, could adversely impact the Fund's investments. Agricultural and livestock production and trade flows are significantly affected by government policies and regulations. Governmental policies affecting agriculture companies, such as taxes, tariffs, duties, subsidies and import and export restrictions on agricultural commodities, commodity products and livestock, can influence agriculture company profitability, the planting/raising of certain crops/livestock versus other uses of resources, the location and size of crop and livestock production, whether unprocessed or processed commodity products are traded and the volume and types of imports and exports. In addition, companies in the agriculture sector must comply with a broad range of environmental laws and regulations.

**AUTHORIZED PARTICIPANT CONCENTRATION RISK.** Only an authorized participant may engage in creation or redemption transactions directly with the Fund. A limited number of institutions act as authorized participants for the Fund. To the extent that these institutions exit the business or are unable to proceed with creation and/or redemption orders and no other authorized participant steps forward to create or redeem, the Fund's shares may trade at a premium or discount to the Fund's net asset value and possibly face delisting.

**CURRENCY RISK.** Changes in currency exchange rates affect the value of investments denominated in a foreign currency, and therefore the value of such investments in the Fund's portfolio. The Fund's net asset value could decline if a currency to which the Fund has exposure depreciates against the U.S. dollar or if there are delays or limits on repatriation of such currency. Currency exchange rates can be very volatile and can change quickly and unpredictably. As a result, the value of an investment in the Fund may change quickly and without warning.

**CYBER SECURITY RISK.** The Fund is susceptible to operational risks through breaches in cyber security. A breach in cyber security refers to both intentional and unintentional events that may cause the Fund to lose proprietary information, suffer data corruption or lose operational capacity. Such events could cause the Fund to incur regulatory penalties, reputational damage, additional compliance costs associated with corrective measures and/or financial loss. Cyber security breaches may involve unauthorized access to the Fund's digital information systems through "hacking" or malicious software coding but may also result from outside attacks such as denial-of-service attacks through efforts to make network services unavailable to intended users. In addition, cyber security breaches of the issuers of securities in which the Fund invests or the Fund's third-party service providers, such as its administrator, transfer agent, custodian, or sub-advisor, as applicable, can also subject the Fund to many of the same risks associated with direct cyber security breaches. Although the Fund has established risk management systems designed to reduce the risks associated with cyber security, there is no guarantee that such efforts will succeed, especially because the Fund does not directly control the cyber security systems of issuers or third-party service providers.

**DEPOSITARY RECEIPTS RISK.** Depositary receipts may be less liquid than the underlying shares in their primary trading market. Any distributions paid to the holders of depositary receipts are usually subject to a fee charged by the depositary. Holders of depositary receipts may have limited voting rights, and investment restrictions in certain countries may adversely impact the value of depositary receipts because such restrictions may limit the ability to convert the equity shares into depositary receipts and vice versa. Such restrictions may cause the equity shares of the underlying issuer to trade at a discount or premium to the market price of the depositary receipts.

**DIVIDENDS RISK.** The Fund's investment in dividend-paying securities could cause the Fund to underperform similar funds that invest without consideration of an issuer's track record of paying dividends. Companies that issue dividend-paying securities are not required to continue to pay dividends on such securities. Therefore, there is the possibility that such companies could reduce or eliminate the payment of dividends in the future, which could negatively affect the Fund's performance.

**EMERGING MARKETS RISK.** Investments in securities issued by governments and companies operating in emerging market countries involve additional risks relating to political, economic, or regulatory conditions not associated with investments in securities and instruments issued by U.S. companies or by companies operating in other developed market countries. Investments in emerging markets securities are generally considered speculative in nature and are subject to the following heightened risks: smaller market capitalization of securities markets which may suffer periods of relative illiquidity; significant price volatility; restrictions on foreign investment; possible repatriation of investment income and capital; rapid inflation; and currency convertibility issues. Emerging market countries also often have less uniformity in accounting and reporting requirements, unsettled securities laws, unreliable securities valuation and greater risk associated with custody of securities. Financial and other reporting by companies and government entities also may be less reliable in emerging market countries. Shareholder claims that are available in the U.S., as well as regulatory oversight and authority that is common in the U.S., including for claims based on fraud, may be difficult or impossible for shareholders of securities in emerging market countries or for U.S. authorities to pursue. For funds that track an index, the index may not weight the securities in emerging market countries on the basis of investor protection limitations, financial reporting quality or available oversight mechanisms. Furthermore, investors may be required to register the proceeds of sales and future economic or political crises could lead to price controls, forced mergers, expropriation or confiscatory taxation, seizure, nationalization or creation of government monopolies.

**ENERGY COMPANIES RISK.** The success of energy companies may be cyclical and highly dependent on energy prices. The market value of securities issued by energy companies may decline for many reasons, including, among other things, changes in the levels and volatility of global energy prices, energy supply and demand, capital expenditures on exploration and production of energy sources, exchange rates, interest rates, economic conditions, tax treatment, energy conservation efforts, increased competition and technological advances. Energy companies may be subject to substantial government regulation and contractual fixed pricing, which may increase the cost of doing business and limit the earnings of these companies. A significant portion of the revenues of energy companies may depend on a relatively small number of customers, including governmental entities and utilities. As a result, governmental budget constraints may have a material adverse effect on the stock prices of energy companies. Energy companies may also operate in, or engage in transactions involving, countries with less developed regulatory regimes or a history of expropriation, nationalization or other adverse policies. Energy companies also face a significant risk of liability from accidents resulting in injury or loss of life or property, pollution or other environmental problems, equipment malfunctions or mishandling of materials and a risk of loss from terrorism, political strife or natural disasters.

**EQUITY SECURITIES RISK.** The value of the Fund's shares will fluctuate with changes in the value of the equity securities in which it invests. Equity securities prices fluctuate for several reasons, including changes in investors' perceptions of the financial condition of an issuer or the general condition of the relevant equity market, such as market volatility, or when political or economic events affecting an issuer occur. Common stock prices may be particularly sensitive to rising interest rates, as the cost of capital rises and borrowing costs increase. Equity securities may decline significantly in price over short or extended periods of time, and such declines may occur in the equity market as a whole, or they may occur in only a particular country, company, industry or sector of the market.

**EUROPE RISK.** The Fund is subject to certain risks specifically associated with investments in the securities of European issuers. Political or economic disruptions in European countries, even in countries in which the Fund is not invested, may adversely affect security values and thus the Fund's holdings. A significant number of countries in Europe are member states in the European Union (the "EU"), and the member states no longer control their own monetary policies by directing independent interest rates for their currencies. In these member states, the authority to direct monetary policies, including money supply and official interest rates for the Euro, is exercised by the European Central Bank. In a 2016 referendum, the United Kingdom elected to withdraw from the EU ("Brexit"). As the second largest economy among EU members, the implications of the United Kingdom's withdrawal are difficult to gauge and cannot be fully known. Its departure may negatively impact the EU and Europe as a whole by causing volatility within the EU, triggering prolonged economic downturns in certain European countries or sparking additional member states to contemplate departing the EU (thereby perpetuating political instability in the region).

**GLOBAL NATURAL RESOURCES COMPANIES RISK.** Investments in global natural resources companies may be affected by numerous factors, including events occurring in nature, inflationary pressures and domestic and international politics. For example, events occurring in nature (such as earthquakes or fires in prime natural resource areas) and political events (such as coups or military confrontations) can affect the overall supply of a natural resource and the value of companies involved in such natural resource. Political risks and other risks to which non-U.S. securities are subject may also affect the U.S. companies in which the Fund invests such companies have significant operations or investments outside of the United States. In addition, interest rates, prices of raw materials and other commodities, international economic developments, energy conservation, tax and other government regulations (both U.S. and non-U.S.) may affect the supply of and demand for natural resources, which can affect the profitability and value of securities issued by global natural resources companies.

**INDEX CONSTITUENT RISK.** The Fund may be a constituent of one or more indices. As a result, the Fund may be included in one or more index-tracking exchange-traded funds or mutual funds. Being a component security of such a vehicle could greatly affect the trading activity involving the Fund's shares, the size of the Fund and the market volatility of the Fund. Inclusion in an index could increase demand for the Fund and removal from an index could result in outsized selling activity in a relatively short period of time. As a result, the Fund's net asset value could be negatively impacted and the Fund's market price may be below the Fund's net asset value during certain periods. In addition, index rebalances may potentially result in increased trading activity in the Fund's shares.

**INDEX PROVIDER RISK.** There is no assurance that the Index Provider, or any agents that act on its behalf, will compile the Index accurately, or that the Index will be determined, maintained, constructed, reconstituted, rebalanced, composed, calculated or disseminated accurately. The Index Provider and its agents do not provide any representation or warranty in relation to the quality, accuracy or completeness of data in the Index, and do not guarantee that the Index will be calculated in accordance with its stated methodology. The Advisor's mandate as described in this prospectus is to manage the Fund consistently with the Index provided by the Index Provider. The Advisor relies upon the Index provider and its agents to accurately compile, maintain, construct, reconstitute, rebalance, compose, calculate and disseminate the Index accurately. Therefore, losses or costs associated with any Index Provider or agent errors generally will be borne by the Fund and its shareholders. To correct any such error, the Index Provider or its agents may carry out an unscheduled rebalance of the Index or other modification of Index constituents or weightings. When the Fund in turn rebalances its portfolio, any transaction costs and market exposure arising from such portfolio rebalancing will be borne by the Fund and its shareholders. Unscheduled rebalances also expose the Fund to additional tracking error risk. Errors in respect of the quality, accuracy and completeness of the data used to compile the Index may occur from time to time and may not be identified and corrected by the Index Provider for a period of time or at all, particularly where the Index is less commonly used as a benchmark by funds or advisors. For example, during a period where the Index contains incorrect constituents, the Fund tracking the Index would have market exposure to such constituents and would be underexposed to the Index's other constituents. Such errors may negatively impact the Fund and its shareholders. The Index Provider and its agents rely on various sources of information to assess the criteria of issuers included in the Index, including information that may be based on assumptions and estimates. Neither the Fund nor the Advisor can offer assurances that the Index's calculation methodology or sources of information will provide an accurate assessment of included issuers. Unusual market conditions may cause the Index Provider to postpone a scheduled rebalance,

which could cause the Index to vary from its normal or expected composition. The postponement of a scheduled rebalance in a time of market volatility could mean that constituents that would otherwise be removed at rebalance due to changes in market capitalizations, issuer credit ratings, or other reasons may remain, causing the performance and constituents of the Index to vary from those expected under normal conditions. Apart from scheduled rebalances, the Index Provider or its agents may carry out additional ad hoc rebalances to the Index due to unusual market conditions or in order, for example, to correct an error in the selection of index constituents.

**INFLATION RISK.** Inflation risk is the risk that the value of assets or income from investments will be less in the future as inflation decreases the value of money. As inflation increases, the present value of the Fund's assets and distributions may decline.

**MARKET MAKER RISK.** The Fund faces numerous market trading risks, including the potential lack of an active market for Fund shares due to a limited number of market makers. Decisions by market makers or authorized participants to reduce their role or step away from these activities in times of market stress could inhibit the effectiveness of the arbitrage process in maintaining the relationship between the underlying values of the Fund's portfolio securities and the Fund's market price. The Fund may rely on a small number of third-party market makers to provide a market for the purchase and sale of shares. Any trading halt or other problem relating to the trading activity of these market makers could result in a dramatic change in the spread between the Fund's net asset value and the price at which the Fund's shares are trading on the Exchange, which could result in a decrease in value of the Fund's shares. This reduced effectiveness could result in Fund shares trading at a discount to net asset value and also in greater than normal intraday bid-ask spreads for Fund shares.

**MARKET RISK.** Market risk is the risk that a particular security, or shares of the Fund in general, may fall in value. Securities are subject to market fluctuations caused by such factors as economic, political, regulatory or market developments, changes in interest rates and perceived trends in securities prices. Shares of the Fund could decline in value or underperform other investments. In addition, local, regional or global events such as war, acts of terrorism, spread of infectious diseases or other public health issues, recessions, or other events could have a significant negative impact on the Fund and its investments. For example, the coronavirus disease 2019 (COVID-19) global pandemic and the aggressive responses taken by many governments, including closing borders, restricting international and domestic travel, and the imposition of prolonged quarantines or similar restrictions, has had negative impacts, and in many cases severe impacts, on markets worldwide. Additionally, the COVID-19 pandemic has caused prolonged disruptions to the normal business operations of companies around the world and the impact of such disruptions is hard to predict. Such events may affect certain geographic regions, countries, sectors and industries more significantly than others. Such events could adversely affect the prices and liquidity of the Fund's portfolio securities or other instruments and could result in disruptions in the trading markets. Any of such circumstances could have a materially negative impact on the value of the Fund's shares and result in increased market volatility. During any such events, the Fund's shares may trade at increased premiums or discounts to their net asset value.

**MATERIALS COMPANIES RISK.** Materials and processing companies are involved in the extraction or processing of raw materials such as metals, ore and forestry products. These companies are sensitive to changes in the business cycle and fluctuations in the supply and demand for raw materials. Further, certain materials and processing companies can be affected by shifts in the housing market, as many produced raw materials are components of construction projects. Rising wage costs can also impact companies that rely on skilled labor. In addition, materials and processing companies may be significantly affected by volatility of commodity prices, import controls, worldwide competition, liability for environmental damage, depletion of resources and mandated expenditures for safety and pollution control devices.

**NON-CORRELATION RISK.** The Fund's return may not match the return of the Index for a number of reasons. The Fund incurs operating expenses not applicable to the Index, and may incur costs in buying and selling securities, especially when rebalancing the Fund's portfolio holdings to reflect changes in the composition of the Index. In addition, the Fund's portfolio holdings may not exactly replicate the securities included in the Index or the ratios between the securities included in the Index.

**NON-DIVERSIFICATION RISK.** The Fund is classified as "non-diversified" under the 1940 Act. As a result, the Fund is only limited as to the percentage of its assets which may be invested in the securities of any one issuer by the diversification requirements imposed by the Internal Revenue Code of 1986, as amended. The Fund may invest a relatively high percentage of its assets in a limited number of issuers. As a result, the Fund may be more susceptible to a single adverse economic or regulatory occurrence affecting one or more of these issuers, experience increased volatility and be highly invested in certain issuers.

**NON-U.S. SECURITIES RISK.** Non-U.S. securities are subject to higher volatility than securities of domestic issuers due to possible adverse political, social or economic developments, restrictions on foreign investment or exchange of securities, capital

## First Trust Indxx Global Natural Resources Income ETF (FTRI)

controls, lack of liquidity, currency exchange rates, excessive taxation, government seizure of assets, the imposition of sanctions by foreign governments, different legal or accounting standards, and less government supervision and regulation of securities exchanges in foreign countries.

**PASSIVE INVESTMENT RISK.** The Fund is not actively managed. The Fund invests in securities included in or representative of the Index regardless of investment merit. The Fund generally will not attempt to take defensive positions in declining markets. In the event that the Index is no longer calculated, the Index license is terminated or the identity or character of the Index is materially changed, the Fund will seek to engage a replacement index.

**PORTFOLIO TURNOVER RISK.** High portfolio turnover may result in the Fund paying higher levels of transaction costs and may generate greater tax liabilities for shareholders. Portfolio turnover risk may cause the Fund's performance to be less than expected.

**PREMIUM/DISCOUNT RISK.** The market price of the Fund's shares will generally fluctuate in accordance with changes in the Fund's net asset value as well as the relative supply of and demand for shares on the Exchange. The Fund's investment advisor cannot predict whether shares will trade below, at or above their net asset value because the shares trade on the Exchange at market prices and not at net asset value. Price differences may be due, in large part, to the fact that supply and demand forces at work in the secondary trading market for shares will be closely related, but not identical, to the same forces influencing the prices of the holdings of the Fund trading individually or in the aggregate at any point in time. However, given that shares can only be purchased and redeemed in Creation Units, and only to and from broker-dealers and large institutional investors that have entered into participation agreements (unlike shares of closed-end funds, which frequently trade at appreciable discounts from, and sometimes at premiums to, their net asset value), the Fund's investment advisor believes that large discounts or premiums to the net asset value of shares should not be sustained. During stressed market conditions, the market for the Fund's shares may become less liquid in response to deteriorating liquidity in the market for the Fund's underlying portfolio holdings, which could in turn lead to differences between the market price of the Fund's shares and their net asset value.

**SIGNIFICANT EXPOSURE RISK.** To the extent that the Fund invests a large percentage of its assets in a single asset class or the securities of issuers within the same country, state, region, industry or sector, an adverse economic, business or political development may affect the value of the Fund's investments more than if the Fund were more broadly diversified. A significant exposure makes the Fund more susceptible to any single occurrence and may subject the Fund to greater market risk than a fund that is more broadly diversified.

**SMALLER COMPANIES RISK.** Small and/or mid capitalization companies may be more vulnerable to adverse general market or economic developments, and their securities may be less liquid and may experience greater price volatility than larger, more established companies as a result of several factors, including limited trading volumes, fewer products or financial resources, management inexperience and less publicly available information. Accordingly, such companies are generally subject to greater market risk than larger, more established companies.

**TIMBER COMPANIES RISK.** Timber companies may be affected by numerous factors, including events occurring in nature and international politics. For example, the volume and value of timber that can be harvested from timberlands may be limited by natural disasters and other events such as fire, volcanic eruptions, insect infestation, disease, ice storms, wind storms, flooding, other weather conditions and other causes. In periods of poor logging conditions, timber companies may harvest less timber than expected. Timber companies are subject to many federal, state and local environmental and health and safety laws and regulations. In addition, rising interest rates and general economic conditions may affect the demand for timber products.

**TRADING ISSUES RISK.** Trading in Fund shares on the Exchange may be halted due to market conditions or for reasons that, in the view of the Exchange, make trading in shares inadvisable. In addition, trading in Fund shares on the Exchange is subject to trading halts caused by extraordinary market volatility pursuant to the Exchange's "circuit breaker" rules. There can be no assurance that the requirements of the Exchange necessary to maintain the listing of the Fund will continue to be met or will remain unchanged. The Fund may have difficulty maintaining its listing on the Exchange in the event the Fund's assets are small, the Fund does not have enough shareholders, or if the Fund is unable to proceed with creation and/or redemption orders.

**UNITED KINGDOM RISK.** The Fund is subject to certain risks specifically associated with investments in the securities of United Kingdom issuers. Investments in issuers located in the United Kingdom may subject the Fund to regulatory, political, currency, security and economic risk specific to the United Kingdom. The United Kingdom has one of the largest economies in Europe and is heavily dependent on trade with the European Union ("EU"), and to a lesser extent the United States and China. As a



## First Trust Indxx Global Natural Resources Income ETF (FTRI)

result, the economy of the United Kingdom may be impacted by changes to the economic health of EU member counties, the United States and China. In 2016, the United Kingdom voted via referendum to leave the EU (“Brexit”). After years of negotiations between the United Kingdom and the EU, a withdrawal agreement was reached that would have the United Kingdom formally leave the EU and enter a transition period during which the United Kingdom would continue to follow all EU rules and remain a member of the EU single market and customs union. During this transition period, the United Kingdom is expected to begin negotiations with the EU on a free trade agreement. Should the transition period end without the United Kingdom and the EU agreeing on such an agreement, trade and economic relations between the two parties will be governed by World Trade Organization (“WTO”) rules. Under such a scenario, trade between the United Kingdom and the EU would no longer be tariff-free and non-tariff barriers such as new customs procedures would also arise, adding costs to doing business. The precise impact on the United Kingdom’s economy as a result of its departure from the EU depends to a large degree on its ability to conclude favorable trade deals with the EU and other countries, including the United States, China, India and Japan. While new trade deals may boost economic growth, such growth may not be able to offset the increased costs of trade with the EU resulting from the United Kingdom’s loss of its membership in the EU single market. Certain sectors within the United Kingdom’s economy may be particularly affected by Brexit, including the automotive, chemicals, financial services and professional services.

**WATER COMPANIES RISK.** Water companies can be significantly affected by the availability of water, the level of rainfall and the occurrence of other climatic and environmental events, changes in water consumption and water conservation. Water companies may also be negatively affected by changes in governmental regulation and spending, technological advances and increases in inflation, interest rates or the cost of raw materials. Water companies may be subject to liability for environmental damage, depletion of resources, conflicts with local communities over water rights and mandated expenditures for safety and pollution control.

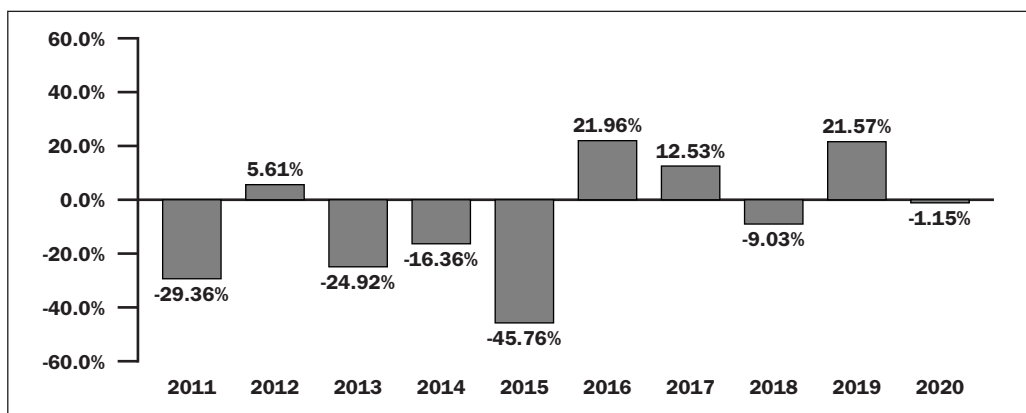
### Annual Total Return

The bar chart and table below illustrate the annual calendar year returns of the Fund based on net asset value as well as the average annual Fund and Index returns. The bar chart and table provide an indication of the risks of investing in the Fund by showing changes in the Fund’s performance from year-to-year and by showing how the Fund’s average annual total returns based on net asset value compared to those of the Index, a broad-based market index and a market index. See “Total Return Information” for additional performance information regarding the Fund. The Fund’s performance information is accessible on the Fund’s website at [www.ftportfolios.com](http://www.ftportfolios.com).

On December 18, 2015, the Fund’s underlying index changed from the ISE Global Copper™ Index to the Indxx Global Natural Resources Income Index. Therefore, the Fund’s performance and historical returns shown below are not necessarily indicative of the performance that the Fund, based on the Index, would have generated. Returns for an underlying index are only disclosed for those periods in which the index was in existence for the whole period. Because the Fund’s new underlying index had an inception date of June 1, 2015, it was not in existence for any of the periods disclosed.

### First Trust Indxx Global Natural Resources Income ETF

#### Calendar Year Total Returns as of 12/31



## First Trust Indxx Global Natural Resources Income ETF (FTRI)

During the periods shown in the chart above:

Best Quarter		Worst Quarter	
23.65%	December 31, 2020	-37.68%	September 30, 2011

The Fund's past performance (before and after taxes) is not necessarily an indication of how the Fund will perform in the future.

Returns before taxes do not reflect the effects of any income or capital gains taxes. All after-tax returns are calculated using the historical highest individual federal marginal income tax rates and do not reflect the impact of any state or local tax. Returns after taxes on distributions reflect the taxed return on the payment of dividends and capital gains. Returns after taxes on distributions and sale of shares assume you sold your shares at period end, and, therefore, are also adjusted for any capital gains or losses incurred. Returns for the market indices do not include expenses, which are deducted from Fund returns, or taxes.

Your own actual after-tax returns will depend on your specific tax situation and may differ from what is shown here. After-tax returns are not relevant to investors who hold Fund shares in tax-deferred accounts such as individual retirement accounts (IRAs) or employee-sponsored retirement plans.

### Average Annual Total Returns for the Periods Ended December 31, 2020

	1 Year	5 Years	10 Years	Since Inception	Inception Date
Return Before Taxes	-1.15%	8.45%	-9.19%	-5.29%	3/11/2010
Return After Taxes on Distributions	-2.93%	6.52%	-10.44%	-6.52%	
Return After Taxes on Distributions and Sale of Shares	-0.89%	5.70%	-6.50%	-4.10%	
Indxx Global Natural Resources Income Index <sup>(1)</sup> (reflects no deduction for fees, expenses or taxes)	-0.21%	9.63%	N/A	N/A	
MSCI ACWI Materials Index (reflects no deduction for fees, expenses or taxes)	20.91%	14.34%	2.75%	4.40%	
MSCI ACWI Index (reflects no deduction for fees, expenses or taxes)	16.25%	12.26%	9.13%	9.48%	

(1) On December 18, 2015, the Fund's underlying index changed from the ISE Global Copper™ Index to the Indxx Global Natural Resources Income Index. Since the Fund's new underlying index had an inception date of June 1, 2015, it was not in existence for all of the periods disclosed.

## Management

### Investment Advisor

First Trust Advisors L.P. ("First Trust" or the "Advisor")

### Portfolio Managers

The Fund's portfolio is managed by a team (the "Investment Committee") consisting of:

- Daniel J. Lindquist, Chairman of the Investment Committee and Managing Director of First Trust
- Jon C. Erickson, Senior Vice President of First Trust
- David G. McGarel, Chief Investment Officer, Chief Operating Officer and Managing Director of First Trust
- Roger F. Testin, Senior Vice President of First Trust
- Stan Ueland, Senior Vice President of First Trust
- Chris A. Peterson, Senior Vice President of First Trust
- Erik Russo, Vice President of First Trust

The Investment Committee members are primarily and jointly responsible for the day-to-day management of the Fund. Each Investment Committee member has served as a part of the portfolio management team of the Fund since 2010,

except for Chris A. Peterson, who has served as a part of the portfolio management team of the Fund since 2016, and Erik Russo, who has served as a part of the portfolio management team of the Fund since 2020.

### **Purchase and Sale of Fund Shares**

The Fund issues and redeems shares on a continuous basis, at net asset value, only in large blocks of shares called "Creation Units." Individual shares of the Fund may only be purchased and sold on the secondary market through a broker-dealer. Since shares of the Fund trade on securities exchanges in the secondary market at their market price rather than their net asset value, the Fund's shares may trade at a price greater than (premium) or less than (discount) the Fund's net asset value. An investor may incur costs attributable to the difference between the highest price a buyer is willing to pay to purchase shares of the Fund (bid) and the lowest price a seller is willing to accept for shares of the Fund (ask) when buying or selling shares in the secondary market (the "bid-ask spread"). Recent information, including the Fund's net asset value, market price, premiums and discounts, and bid-ask spreads, is available online at <https://www.ftportfolios.com/Retail/etf/home.aspx>.

### **Tax Information**

The Fund's distributions are taxable and will generally be taxed as ordinary income or capital gains. Distributions on shares held in a tax-deferred account, while not immediately taxable, will be subject to tax when the shares are no longer held in a tax-deferred account.

### **Payments to Broker-Dealers and Other Financial Intermediaries**

If you purchase shares of the Fund through a broker-dealer or other financial intermediary (such as a bank), First Trust and First Trust Portfolios L.P., the Fund's distributor, may pay the intermediary for the sale of Fund shares and related services. These payments may create a conflict of interest by influencing the broker-dealer or other intermediary and your salesperson to recommend the Fund over another investment. Ask your salesperson or visit your financial intermediary's website for more information.

## SUMMARY INFORMATION

### First Trust International Equity Opportunities ETF (FPXI)

#### Investment Objective

The First Trust International Equity Opportunities ETF (the “Fund”) seeks investment results that correspond generally to the price and yield (before the Fund’s fees and expenses) of an index called the IPOX® International Index (the “Index”).

#### Fees and Expenses of the Fund

The following table describes the fees and expenses you may pay if you buy, hold and sell shares of the Fund. Investors may pay other fees, such as brokerage commissions and other fees to financial intermediaries, which are not reflected in the table and example below.

#### Shareholder Fees

(fees paid directly from your investment)

Maximum Sales Charge (Load) Imposed on Purchases (as a percentage of offering price)	None
--	------

#### Annual Fund Operating Expenses

(expenses that you pay each year as a percentage of the value of your investment)

Management Fees	0.70%
Distribution and Service (12b-1) Fees	0.00%
Other Expenses	0.00%
<b>Total Annual Fund Operating Expenses</b>	<b>0.70%</b>

#### Example

The example below is intended to help you compare the cost of investing in the Fund with the cost of investing in other funds. This example does not take into account customary brokerage commissions that you pay when purchasing or selling shares of the Fund in the secondary market.

The example assumes that you invest \$10,000 in the Fund for the time periods indicated. The example also assumes that your investment has a 5% return each year and that the Fund’s operating expenses remain at current levels. Although your actual costs may be higher or lower, based on these assumptions your costs would be:

1 Year	3 Years	5 Years	10 Years
\$72	\$224	\$390	\$871

#### Portfolio Turnover

The Fund pays transaction costs, such as commissions, when it buys and sells securities (or “turns over” its portfolio). A higher portfolio turnover rate may indicate higher transaction costs and may result in higher taxes when Fund shares are held in a taxable account. These costs, which are not reflected in annual fund operating expenses or in the example, affect the Fund’s performance. During the most recent fiscal year, the Fund’s portfolio turnover rate was 114% of the average value of its portfolio.

#### Principal Investment Strategies

The Fund will normally invest at least 90% of its net assets (including investment borrowings) in the common stocks and depositary receipts that comprise the Index. The Fund, using an indexing investment approach, attempts to replicate, before fees and expenses, the performance of the Index. The Index is owned and is developed, maintained and sponsored by IPOX® Schuster LLC (the “Index Provider”). It is the sole responsibility of the Index Provider to decide on all matters relating to the Index methodology and Index constituent selection. The Index Provider may make exceptions to the Index methodology regarding constituent inclusion, exclusion and weighting.

The Index is a market-cap weighted portfolio measuring the performance of the top 50 companies domiciled outside the United States ranked quarterly by market capitalization in the IPOX® Global Composite Index (the “Base Index”) and represents, on average, 25% of the total market capitalization of the Base Index, a fully market capitalization-weighted index constructed and managed to provide a broad and objective view of global aftermarket performance of initial public offerings (“IPOs”) and

spin-offs in all world countries (both developed and emerging market countries). A company is eligible for inclusion in the Index on the close of the 6th trading day following its IPO and is eligible to remain in the Index until the close of the 1,000th trading day. Securities issued by companies without a minimum market capitalization of \$50 million on the close of the first trading day following the IPO, companies with less than 15% public float at the IPO and companies that experience abnormally large "underpricing" in their IPO are not eligible for inclusion in the Base Index. Under certain circumstances, the Index Provider may make exceptions to the stated methodology. See the Index Provider's website for additional details. Additionally, pursuant to the Index License Agreement, the Index Provider reserves the right to modify the compilation and composition of the Index in its sole discretion.

The Index is reconstituted quarterly to reflect changes in stock market values of Base Index constituents and IPO activity during the past quarter with potential new companies entering the Index, while other companies reach 1,000 in the Index and automatically drop out. To ensure certain diversification requirements are met, the weighting of the largest Index constituents is capped at 10% at the quarterly reconstitution event. The Index may be composed of common stocks and depositary receipts generally expected to be issued by mid, large and mega capitalization companies with capitalizations between \$1 billion and \$600 billion.

The Index is reconstituted and rebalanced quarterly and the Fund will make corresponding changes to its portfolio shortly after the Index changes are made public. The Index's quarterly reconstitution and rebalance schedule may cause the Fund to experience a higher rate of portfolio turnover. The Fund will be concentrated in an industry or a group of industries to the extent that the Index is so concentrated. As of December 31, 2020, the Fund had significant investments in consumer discretionary companies, information technology companies, Chinese issuers, European issuers and Asian issuers, although this may change from time to time. To the extent the Fund invests a significant portion of its assets in a given jurisdiction or investment sector, the Fund may be exposed to the risks associated with that jurisdiction or investment sector.

### Principal Risks

You could lose money by investing in the Fund. An investment in the Fund is not a deposit of a bank and is not insured or guaranteed by the Federal Deposit Insurance Corporation or any other governmental agency. There can be no assurance that the Fund's investment objective will be achieved. The order of the below risk factors does not indicate the significance of any particular risk factor.

**ASIA RISK.** The Fund is subject to certain risks specifically associated with investments in the securities of Asian issuers. Many Asian economies have experienced rapid growth and industrialization, and there is no assurance that this growth rate will be maintained. Some Asian economies are highly dependent on trade, and economic conditions in other countries within and outside Asia can impact these economies. Certain of these economies may be adversely affected by trade or policy disputes with its major trade partners. There is also a high concentration of market capitalization and trading volume in a small number of issuers representing a limited number of industries, as well as a high concentration of investors and financial intermediaries. Certain Asian countries have experienced and may in the future experience expropriation and nationalization of assets, confiscatory taxation, currency manipulation, political instability, armed conflict and social instability as a result of religious, ethnic, socio-economic and/or political unrest. In particular, escalated tensions involving North Korea and any outbreak of hostilities involving North Korea could have a severe adverse effect on Asian economies. Governments of certain Asian countries have exercised, and continue to exercise, substantial influence over many aspects of the private sector. In certain cases, the government owns or controls many companies, including the largest in the country. Accordingly, government actions could have a significant effect on the issuers of the Fund's securities or on economic conditions generally. Recent developments in relations between the U.S. and China have heightened concerns of increased tariffs and restrictions on trade between the two countries. An increase in tariffs or trade restrictions, or even the threat of such developments, could lead to a significant reduction in international trade, which could have a negative impact on the economy of Asian countries and a commensurately negative impact on the Fund.

**AUTHORIZED PARTICIPANT CONCENTRATION RISK.** Only an authorized participant may engage in creation or redemption transactions directly with the Fund. A limited number of institutions act as authorized participants for the Fund. To the extent that these institutions exit the business or are unable to proceed with creation and/or redemption orders and no other authorized participant steps forward to create or redeem, the Fund's shares may trade at a premium or discount to the Fund's net asset value and possibly face delisting.

**CHINA RISK.** The Fund is subject to certain risks specifically associated with investments in the securities of Chinese issuers, including those issuers with securities listed on the Hong Kong Stock Exchange. China is an emerging market and demonstrates significantly higher volatility from time to time in comparison to developed markets. Shareholder claims that are available in

the U.S., as well as regulatory oversight and authority that is common in the U.S., including for claims based on fraud, may be difficult or impossible for shareholders of securities in China or for U.S. authorities to pursue. The central government has historically exercised substantial control over virtually every sector of the Chinese economy through administrative regulation and/or state ownership and actions of the Chinese central and local government authorities continue to have a substantial effect on economic conditions in China. Export growth continues to be a major driver of China's rapid economic growth. Reduction in spending on Chinese products and services, institution of tariffs or other trade barriers, or a downturn in any of the economies of China's key trading partners may have an adverse impact on the Chinese economy. Recent developments in relations between the U.S. and China have heightened concerns of increased tariffs and restrictions on trade between the two countries. An increase in tariffs or trade restrictions, or even the threat of such developments, could lead to a significant reduction in international trade, which could have a negative impact on China's export industry and a commensurately negative impact on the Fund.

**CONSUMER DISCRETIONARY COMPANIES RISK.** Consumer discretionary companies, such as retailers, media companies and consumer services companies, provide non-essential goods and services. These companies manufacture products and provide discretionary services directly to the consumer, and the success of these companies is tied closely to the performance of the overall domestic and international economy, interest rates, competition and consumer confidence. Success depends heavily on disposable household income and consumer spending. Changes in demographics and consumer tastes can also affect the demand for, and success of, consumer discretionary products in the marketplace.

**CURRENCY RISK.** Changes in currency exchange rates affect the value of investments denominated in a foreign currency, and therefore the value of such investments in the Fund's portfolio. The Fund's net asset value could decline if a currency to which the Fund has exposure depreciates against the U.S. dollar or if there are delays or limits on repatriation of such currency. Currency exchange rates can be very volatile and can change quickly and unpredictably. As a result, the value of an investment in the Fund may change quickly and without warning.

**CYBER SECURITY RISK.** The Fund is susceptible to operational risks through breaches in cyber security. A breach in cyber security refers to both intentional and unintentional events that may cause the Fund to lose proprietary information, suffer data corruption or lose operational capacity. Such events could cause the Fund to incur regulatory penalties, reputational damage, additional compliance costs associated with corrective measures and/or financial loss. Cyber security breaches may involve unauthorized access to the Fund's digital information systems through "hacking" or malicious software coding but may also result from outside attacks such as denial-of-service attacks through efforts to make network services unavailable to intended users. In addition, cyber security breaches of the issuers of securities in which the Fund invests or the Fund's third-party service providers, such as its administrator, transfer agent, custodian, or sub-advisor, as applicable, can also subject the Fund to many of the same risks associated with direct cyber security breaches. Although the Fund has established risk management systems designed to reduce the risks associated with cyber security, there is no guarantee that such efforts will succeed, especially because the Fund does not directly control the cyber security systems of issuers or third-party service providers.

**DEPOSITARY RECEIPTS RISK.** Depositary receipts may be less liquid than the underlying shares in their primary trading market. Any distributions paid to the holders of depositary receipts are usually subject to a fee charged by the depositary. Holders of depositary receipts may have limited voting rights, and investment restrictions in certain countries may adversely impact the value of depositary receipts because such restrictions may limit the ability to convert the equity shares into depositary receipts and vice versa. Such restrictions may cause the equity shares of the underlying issuer to trade at a discount or premium to the market price of the depositary receipts.

**EMERGING MARKETS RISK.** Investments in securities issued by governments and companies operating in emerging market countries involve additional risks relating to political, economic, or regulatory conditions not associated with investments in securities and instruments issued by U.S. companies or by companies operating in other developed market countries. Investments in emerging markets securities are generally considered speculative in nature and are subject to the following heightened risks: smaller market capitalization of securities markets which may suffer periods of relative illiquidity; significant price volatility; restrictions on foreign investment; possible repatriation of investment income and capital; rapid inflation; and currency convertibility issues. Emerging market countries also often have less uniformity in accounting and reporting requirements, unsettled securities laws, unreliable securities valuation and greater risk associated with custody of securities. Financial and other reporting by companies and government entities also may be less reliable in emerging market countries. Shareholder claims that are available in the U.S., as well as regulatory oversight and authority that is common in the U.S., including for claims based on fraud, may be difficult or impossible for shareholders of securities in emerging market countries or for U.S. authorities to pursue. For funds that track an index, the index may not weight the securities in emerging market

countries on the basis of investor protection limitations, financial reporting quality or available oversight mechanisms. Furthermore, investors may be required to register the proceeds of sales and future economic or political crises could lead to price controls, forced mergers, expropriation or confiscatory taxation, seizure, nationalization or creation of government monopolies.

**EQUITY SECURITIES RISK.** The value of the Fund's shares will fluctuate with changes in the value of the equity securities in which it invests. Equity securities prices fluctuate for several reasons, including changes in investors' perceptions of the financial condition of an issuer or the general condition of the relevant equity market, such as market volatility, or when political or economic events affecting an issuer occur. Common stock prices may be particularly sensitive to rising interest rates, as the cost of capital rises and borrowing costs increase. Equity securities may decline significantly in price over short or extended periods of time, and such declines may occur in the equity market as a whole, or they may occur in only a particular country, company, industry or sector of the market.

**EUROPE RISK.** The Fund is subject to certain risks specifically associated with investments in the securities of European issuers. Political or economic disruptions in European countries, even in countries in which the Fund is not invested, may adversely affect security values and thus the Fund's holdings. A significant number of countries in Europe are member states in the European Union (the "EU"), and the member states no longer control their own monetary policies by directing independent interest rates for their currencies. In these member states, the authority to direct monetary policies, including money supply and official interest rates for the Euro, is exercised by the European Central Bank. In a 2016 referendum, the United Kingdom elected to withdraw from the EU ("Brexit"). As the second largest economy among EU members, the implications of the United Kingdom's withdrawal are difficult to gauge and cannot be fully known. Its departure may negatively impact the EU and Europe as a whole by causing volatility within the EU, triggering prolonged economic downturns in certain European countries or sparking additional member states to contemplate departing the EU (thereby perpetuating political instability in the region).

**INDEX CONSTITUENT RISK.** The Fund may be a constituent of one or more indices. As a result, the Fund may be included in one or more index-tracking exchange-traded funds or mutual funds. Being a component security of such a vehicle could greatly affect the trading activity involving the Fund's shares, the size of the Fund and the market volatility of the Fund. Inclusion in an index could increase demand for the Fund and removal from an index could result in outsized selling activity in a relatively short period of time. As a result, the Fund's net asset value could be negatively impacted and the Fund's market price may be below the Fund's net asset value during certain periods. In addition, index rebalances may potentially result in increased trading activity in the Fund's shares.

**INDEX PROVIDER RISK.** There is no assurance that the Index Provider, or any agents that act on its behalf, will compile the Index accurately, or that the Index will be determined, maintained, constructed, reconstituted, rebalanced, composed, calculated or disseminated accurately. The Index Provider and its agents do not provide any representation or warranty in relation to the quality, accuracy or completeness of data in the Index, and do not guarantee that the Index will be calculated in accordance with its stated methodology. The Advisor's mandate as described in this prospectus is to manage the Fund consistently with the Index provided by the Index Provider. The Advisor relies upon the Index provider and its agents to accurately compile, maintain, construct, reconstitute, rebalance, compose, calculate and disseminate the Index accurately. Therefore, losses or costs associated with any Index Provider or agent errors generally will be borne by the Fund and its shareholders. To correct any such error, the Index Provider or its agents may carry out an unscheduled rebalance of the Index or other modification of Index constituents or weightings. When the Fund in turn rebalances its portfolio, any transaction costs and market exposure arising from such portfolio rebalancing will be borne by the Fund and its shareholders. Unscheduled rebalances also expose the Fund to additional tracking error risk. Errors in respect of the quality, accuracy and completeness of the data used to compile the Index may occur from time to time and may not be identified and corrected by the Index Provider for a period of time or at all, particularly where the Index is less commonly used as a benchmark by funds or advisors. For example, during a period where the Index contains incorrect constituents, the Fund tracking the Index would have market exposure to such constituents and would be underexposed to the Index's other constituents. Such errors may negatively impact the Fund and its shareholders. The Index Provider and its agents rely on various sources of information to assess the criteria of issuers included in the Index, including information that may be based on assumptions and estimates. Neither the Fund nor the Advisor can offer assurances that the Index's calculation methodology or sources of information will provide an accurate assessment of included issuers. Unusual market conditions may cause the Index Provider to postpone a scheduled rebalance, which could cause the Index to vary from its normal or expected composition. The postponement of a scheduled rebalance in a time of market volatility could mean that constituents that would otherwise be removed at rebalance due to changes in market capitalizations, issuer credit ratings, or other reasons may remain, causing the performance and constituents of the Index to vary from those expected under normal conditions. Apart from scheduled rebalances, the Index Provider or its agents

may carry out additional ad hoc rebalances to the Index due to unusual market conditions or in order, for example, to correct an error in the selection of index constituents.

**INFORMATION TECHNOLOGY COMPANIES RISK.** Information technology companies produce and provide hardware, software and information technology systems and services. These companies may be adversely affected by rapidly changing technologies, short product life cycles, fierce competition, aggressive pricing and reduced profit margins, the loss of patent, copyright and trademark protections, cyclical market patterns, evolving industry standards and frequent new product introductions. In addition, information technology companies are particularly vulnerable to federal, state and local government regulation, and competition and consolidation, both domestically and internationally, including competition from foreign competitors with lower production costs. Information technology companies also heavily rely on intellectual property rights and may be adversely affected by the loss or impairment of those rights.

**IPO RISK.** Shares issued by companies that have recently conducted an IPO are often subject to extreme price volatility and speculative trading due to factors such as the absence of a prior public market, unseasoned trading, the small number of shares available for trading and limited information about the issuer's business model, quality of management, earnings growth potential and other criteria used to evaluate its investment prospects. Such stocks may have exhibited price appreciation in connection with the IPO that is not sustained, and it is not uncommon for stocks to decline in value in the period following the IPO. In addition, the market for IPO shares can be speculative and/or inactive for extended periods of time. There is no assurance that a Fund will be able to obtain allocable portions of IPO shares. The limited number of shares available for trading in some IPOs may make it more difficult for a Fund to buy or sell significant amounts of shares without an unfavorable impact on prevailing prices. Investors in IPO shares can be affected by substantial dilution in the value of their shares, by sales of additional shares and by concentration of control in existing management and principal shareholders.

**MARKET MAKER RISK.** The Fund faces numerous market trading risks, including the potential lack of an active market for Fund shares due to a limited number of market makers. Decisions by market makers or authorized participants to reduce their role or step away from these activities in times of market stress could inhibit the effectiveness of the arbitrage process in maintaining the relationship between the underlying values of the Fund's portfolio securities and the Fund's market price. The Fund may rely on a small number of third-party market makers to provide a market for the purchase and sale of shares. Any trading halt or other problem relating to the trading activity of these market makers could result in a dramatic change in the spread between the Fund's net asset value and the price at which the Fund's shares are trading on the Exchange, which could result in a decrease in value of the Fund's shares. This reduced effectiveness could result in Fund shares trading at a discount to net asset value and also in greater than normal intraday bid-ask spreads for Fund shares.

**MARKET RISK.** Market risk is the risk that a particular security, or shares of the Fund in general, may fall in value. Securities are subject to market fluctuations caused by such factors as economic, political, regulatory or market developments, changes in interest rates and perceived trends in securities prices. Shares of the Fund could decline in value or underperform other investments. In addition, local, regional or global events such as war, acts of terrorism, spread of infectious diseases or other public health issues, recessions, or other events could have a significant negative impact on the Fund and its investments. For example, the coronavirus disease 2019 (COVID-19) global pandemic and the aggressive responses taken by many governments, including closing borders, restricting international and domestic travel, and the imposition of prolonged quarantines or similar restrictions, has had negative impacts, and in many cases severe impacts, on markets worldwide. Additionally, the COVID-19 pandemic has caused prolonged disruptions to the normal business operations of companies around the world and the impact of such disruptions is hard to predict. Such events may affect certain geographic regions, countries, sectors and industries more significantly than others. Such events could adversely affect the prices and liquidity of the Fund's portfolio securities or other instruments and could result in disruptions in the trading markets. Any of such circumstances could have a materially negative impact on the value of the Fund's shares and result in increased market volatility. During any such events, the Fund's shares may trade at increased premiums or discounts to their net asset value.

**NON-CORRELATION RISK.** The Fund's return may not match the return of the Index for a number of reasons. The Fund incurs operating expenses not applicable to the Index, and may incur costs in buying and selling securities, especially when rebalancing the Fund's portfolio holdings to reflect changes in the composition of the Index. In addition, the Fund's portfolio holdings may not exactly replicate the securities included in the Index or the ratios between the securities included in the Index.

**NON-DIVERSIFICATION RISK.** The Fund is classified as "non-diversified" under the 1940 Act. As a result, the Fund is only limited as to the percentage of its assets which may be invested in the securities of any one issuer by the diversification requirements imposed by the Internal Revenue Code of 1986, as amended. The Fund may invest a relatively high percentage



of its assets in a limited number of issuers. As a result, the Fund may be more susceptible to a single adverse economic or regulatory occurrence affecting one or more of these issuers, experience increased volatility and be highly invested in certain issuers.

**NON-U.S. SECURITIES RISK.** Non-U.S. securities are subject to higher volatility than securities of domestic issuers due to possible adverse political, social or economic developments, restrictions on foreign investment or exchange of securities, capital controls, lack of liquidity, currency exchange rates, excessive taxation, government seizure of assets, the imposition of sanctions by foreign governments, different legal or accounting standards, and less government supervision and regulation of securities exchanges in foreign countries.

**PASSIVE INVESTMENT RISK.** The Fund is not actively managed. The Fund invests in securities included in or representative of the Index regardless of investment merit. The Fund generally will not attempt to take defensive positions in declining markets. In the event that the Index is no longer calculated, the Index license is terminated or the identity or character of the Index is materially changed, the Fund will seek to engage a replacement index.

**PORTFOLIO TURNOVER RISK.** High portfolio turnover may result in the Fund paying higher levels of transaction costs and may generate greater tax liabilities for shareholders. Portfolio turnover risk may cause the Fund's performance to be less than expected.

**PREMIUM/DISCOUNT RISK.** The market price of the Fund's shares will generally fluctuate in accordance with changes in the Fund's net asset value as well as the relative supply of and demand for shares on the Exchange. The Fund's investment advisor cannot predict whether shares will trade below, at or above their net asset value because the shares trade on the Exchange at market prices and not at net asset value. Price differences may be due, in large part, to the fact that supply and demand forces at work in the secondary trading market for shares will be closely related, but not identical, to the same forces influencing the prices of the holdings of the Fund trading individually or in the aggregate at any point in time. However, given that shares can only be purchased and redeemed in Creation Units, and only to and from broker-dealers and large institutional investors that have entered into participation agreements (unlike shares of closed-end funds, which frequently trade at appreciable discounts from, and sometimes at premiums to, their net asset value), the Fund's investment advisor believes that large discounts or premiums to the net asset value of shares should not be sustained. During stressed market conditions, the market for the Fund's shares may become less liquid in response to deteriorating liquidity in the market for the Fund's underlying portfolio holdings, which could in turn lead to differences between the market price of the Fund's shares and their net asset value.

**RESTRICTED SECURITIES RISK.** Restricted securities are securities that cannot be offered for public resale unless registered under the applicable securities laws or that have a contractual restriction that prohibits or limits their resale. The Fund may be unable to sell a restricted security on short notice or may be able to sell them only at a price below current value.

**SIGNIFICANT EXPOSURE RISK.** To the extent that the Fund invests a large percentage of its assets in a single asset class or the securities of issuers within the same country, state, region, industry or sector, an adverse economic, business or political development may affect the value of the Fund's investments more than if the Fund were more broadly diversified. A significant exposure makes the Fund more susceptible to any single occurrence and may subject the Fund to greater market risk than a fund that is more broadly diversified.

**SMALLER COMPANIES RISK.** Small and/or mid capitalization companies may be more vulnerable to adverse general market or economic developments, and their securities may be less liquid and may experience greater price volatility than larger, more established companies as a result of several factors, including limited trading volumes, fewer products or financial resources, management inexperience and less publicly available information. Accordingly, such companies are generally subject to greater market risk than larger, more established companies.

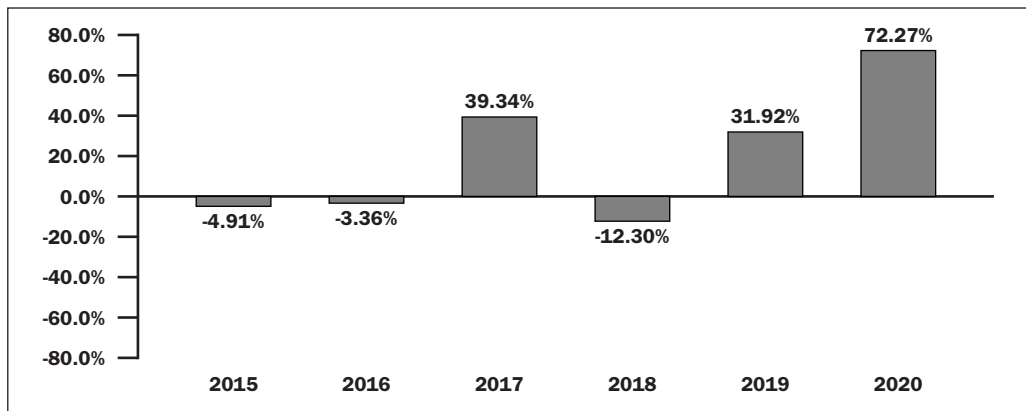
**TRADING ISSUES RISK.** Trading in Fund shares on the Exchange may be halted due to market conditions or for reasons that, in the view of the Exchange, make trading in shares inadvisable. In addition, trading in Fund shares on the Exchange is subject to trading halts caused by extraordinary market volatility pursuant to the Exchange's "circuit breaker" rules. There can be no assurance that the requirements of the Exchange necessary to maintain the listing of the Fund will continue to be met or will remain unchanged. The Fund may have difficulty maintaining its listing on the Exchange in the event the Fund's assets are small, the Fund does not have enough shareholders, or if the Fund is unable to proceed with creation and/or redemption orders.

## First Trust International Equity Opportunities ETF (FPXI)

### Annual Total Return

The bar chart and table below illustrate the annual calendar year returns of the Fund based on net asset value as well as the average annual Fund and Index returns. The bar chart and table provide an indication of the risks of investing in the Fund by showing changes in the Fund's performance from year-to-year and by showing how the Fund's average annual total returns based on net asset value compared to those of the Index and a broad-based market index. See "Total Return Information" for additional performance information regarding the Fund. The Fund's performance information is accessible on the Fund's website at [www.ftportfolios.com](http://www.ftportfolios.com).

### First Trust International Equity Opportunities ETF Calendar Year Total Returns as of 12/31



During the periods shown in the chart above:

Best Quarter		Worst Quarter	
38.13%	June 30, 2020	-15.33%	September 30, 2015

The Fund's past performance (before and after taxes) is not necessarily an indication of how the Fund will perform in the future.

Returns before taxes do not reflect the effects of any income or capital gains taxes. All after-tax returns are calculated using the historical highest individual federal marginal income tax rates and do not reflect the impact of any state or local tax. Returns after taxes on distributions reflect the taxed return on the payment of dividends and capital gains. Returns after taxes on distributions and sale of shares assume you sold your shares at period end, and, therefore, are also adjusted for any capital gains or losses incurred. Returns for the market indices do not include expenses, which are deducted from Fund returns, or taxes.

Your own actual after-tax returns will depend on your specific tax situation and may differ from what is shown here. After-tax returns are not relevant to investors who hold Fund shares in tax-deferred accounts such as individual retirement accounts (IRAs) or employee-sponsored retirement plans.

### Average Annual Total Returns for the Periods Ended December 31, 2020

	1 Year	5 Years	Since Inception	Inception Date
Return Before Taxes	72.27%	21.83%	15.71%	11/4/2014
Return After Taxes on Distributions	72.11%	21.28%	15.18%	
Return After Taxes on Distributions and Sale of Shares	42.76%	17.56%	12.51%	
IPOX® International Index (reflects no deduction for fees, expenses or taxes)	73.78%	22.83%	16.61%	
MSCI World ex USA Index (reflects no deduction for fees, expenses or taxes)	7.59%	7.64%	5.41%	

## Management

### **Investment Advisor**

First Trust Advisors L.P. (“*First Trust*” or the “*Advisor*”)

### **Portfolio Managers**

The Fund’s portfolio is managed by a team (the “*Investment Committee*”) consisting of:

- Daniel J. Lindquist, Chairman of the Investment Committee and Managing Director of First Trust
- Jon C. Erickson, Senior Vice President of First Trust
- David G. McGarel, Chief Investment Officer, Chief Operating Officer and Managing Director of First Trust
- Roger F. Testin, Senior Vice President of First Trust
- Stan Ueland, Senior Vice President of First Trust
- Chris A. Peterson, Senior Vice President of First Trust
- Erik Russo, Vice President of First Trust

The Investment Committee members are primarily and jointly responsible for the day-to-day management of the Fund. Each Investment Committee member has served as a part of the portfolio management team of the Fund since 2014, except for Chris A. Peterson, who has served as a part of the portfolio management team of the Fund since 2016, and Erik Russo, who has served as a part of the portfolio management team of the Fund since 2020.

## Purchase and Sale of Fund Shares

The Fund issues and redeems shares on a continuous basis, at net asset value, only in large blocks of shares called “Creation Units.” Individual shares of the Fund may only be purchased and sold on the secondary market through a broker-dealer. Since shares of the Fund trade on securities exchanges in the secondary market at their market price rather than their net asset value, the Fund’s shares may trade at a price greater than (premium) or less than (discount) the Fund’s net asset value. An investor may incur costs attributable to the difference between the highest price a buyer is willing to pay to purchase shares of the Fund (bid) and the lowest price a seller is willing to accept for shares of the Fund (ask) when buying or selling shares in the secondary market (the “bid-ask spread”). Recent information, including the Fund’s net asset value, market price, premiums and discounts, and bid-ask spreads, is available online at <https://www.ftportfolios.com/Retail/etf/home.aspx>.

## Tax Information

The Fund’s distributions are taxable and will generally be taxed as ordinary income or capital gains. Distributions on shares held in a tax-deferred account, while not immediately taxable, will be subject to tax when the shares are no longer held in a tax-deferred account.

## Payments to Broker-Dealers and Other Financial Intermediaries

If you purchase shares of the Fund through a broker-dealer or other financial intermediary (such as a bank), First Trust and First Trust Portfolios L.P., the Fund’s distributor, may pay the intermediary for the sale of Fund shares and related services. These payments may create a conflict of interest by influencing the broker-dealer or other intermediary and your salesperson to recommend the Fund over another investment. Ask your salesperson or visit your financial intermediary’s website for more information.

## SUMMARY INFORMATION

### First Trust NASDAQ® Clean Edge® Smart Grid Infrastructure Index Fund (GRID)

#### Investment Objective

The First Trust NASDAQ® Clean Edge® Smart Grid Infrastructure Index Fund (the "Fund") seeks investment results that correspond generally to the price and yield (before the Fund's fees and expenses) of an equity index called the NASDAQ OMX Clean Edge Smart Grid Infrastructure Index<sup>SM</sup> (the "Index").

#### Fees and Expenses of the Fund

The following table describes the fees and expenses you may pay if you buy, hold and sell shares of the Fund. Investors may pay other fees, such as brokerage commissions and other fees to financial intermediaries, which are not reflected in the table and example below.

#### Shareholder Fees

(fees paid directly from your investment)

Maximum Sales Charge (Load) Imposed on Purchases (as a percentage of offering price)	None
--	------

#### Annual Fund Operating Expenses

(expenses that you pay each year as a percentage of the value of your investment)

Management Fees	0.40%
Distribution and Service (12b-1) Fees	0.00%
Other Expenses	0.35%
<b>Total Annual Fund Operating Expenses</b>	<b>0.75%</b>
Fee Waiver and Expense Reimbursement <sup>(1)</sup>	0.05%
<b>Net Annual Fund Operating Expenses</b>	<b>0.70%</b>

(1) First Trust Advisors L.P., the Fund's investment advisor, has agreed to waive fees and/or reimburse Fund expenses to the extent that the operating expenses of the Fund (excluding interest expense, brokerage commissions and other trading expenses, taxes and extraordinary expenses) exceed 0.70% of its average daily net assets per year (the "Expense Cap") at least through January 31, 2022. Expenses reimbursed and fees waived under such agreement are subject to recovery by the Fund's investment advisor for up to three years from the date the fee was waived or expense was incurred, but no reimbursement payment will be made by the Fund if it results in the Fund exceeding (i) the applicable expense limitation in place for the most recent fiscal year for which such expense limitation was in place, (ii) the applicable expense limitation in place at the time the fees were waived, or (iii) the current expense limitation. The agreement may be terminated by the Trust, on behalf of the Fund, at any time and by the Fund's investment advisor only after January 31, 2022 upon 60 days' written notice.

#### Example

The example below is intended to help you compare the cost of investing in the Fund with the cost of investing in other funds. This example does not take into account customary brokerage commissions that you pay when purchasing or selling shares of the Fund in the secondary market.

The example assumes that you invest \$10,000 in the Fund for the time periods indicated. The example also assumes that your investment has a 5% return each year and that the Fund's operating expenses remain at current levels. The example assumes that the Fund's investment advisor's agreement to waive fees and/or pay the Fund's expenses to the extent necessary to prevent the operating expenses of the Fund (excluding interest expense, brokerage commissions and other trading expenses, taxes, and extraordinary expenses) from exceeding 0.70% of average daily net assets per year will be terminated following January 31, 2022. Although your actual costs may be higher or lower, based on these assumptions your costs would be:

1 Year	3 Years	5 Years	10 Years
\$72	\$235	\$412	\$926

#### Portfolio Turnover

The Fund pays transaction costs, such as commissions, when it buys and sells securities (or "turns over" its portfolio). A higher portfolio turnover rate may indicate higher transaction costs and may result in higher taxes when Fund shares are held in a

taxable account. These costs, which are not reflected in annual fund operating expenses or in the example, affect the Fund's performance. During the most recent fiscal year, the Fund's portfolio turnover rate was 53% of the average value of its portfolio.

### Principal Investment Strategies

The Fund will normally invest at least 90% of its net assets (including investment borrowings) in the common stocks and depositary receipts that comprise the Index. The Fund, using an indexing investment approach, attempts to replicate, before fees and expenses, the performance of the Index. Clean Edge, Inc. ("*Clean Edge*") and Nasdaq, Inc. serve as index providers to the Index (the "*Index Providers*"). The Index Provider may, from time to time, exercise reasonable discretion as it deems appropriate in order to maintain Index integrity.

The Index is designed to act as a transparent and liquid benchmark for the grid and electric energy infrastructure sector. The Index includes companies that are primarily engaged and involved in electric grid, electric meters and devices, networks, energy storage and management, and enabling software used by the smart grid infrastructure sector. In order to be eligible for inclusion in the Index, a security must be issued by a company that is classified as a smart grid, electric infrastructure and/or other grid-related activities company by Clean Edge. Clean Edge identifies each eligible company as either "pure play" or "diversified." A "pure play" company derives at least 50 percent of its revenue from smart grid, electric infrastructure, and/or other grid-related activities. A "diversified" company derives between 10%-50%, or at least \$1 billion, of its revenue from smart grid, electric infrastructure and/or other grid-related activities. In addition, to be included in the Index a security must be listed on a global stock exchange approved by the Index Provider, have a minimum market capitalization of \$100 million, have a minimum three-month average daily dollar trading of \$500,000 and a minimum free float of 20%. A security's foreign ownership restriction limitations must also not have been met.

Securities comprising the Index classified as "pure play" are given a collective weight of 80% and securities classified as "diversified" are given a collective weight of 20%. Securities are initially weighted by market capitalization. Weights are then adjusted to ensure that no "pure play" security has a weight exceeding 8% and that no "diversified" security has a weight greater than 2%.

The Index is reconstituted semi-annually and rebalanced quarterly and the Fund will make corresponding changes to its portfolio shortly after the Index changes are made public. The Index's quarterly rebalance schedule may cause the Fund to experience a higher rate of portfolio turnover. The Fund will be concentrated in an industry or a group of industries to the extent that the Index is so concentrated. As of December 31, 2020, the Fund had significant investments in information technology companies, industrials companies and European issuers, although this may change from time to time. To the extent the Fund invests a significant portion of its assets in a given jurisdiction or investment sector, the Fund may be exposed to the risks associated with that jurisdiction or investment sector.

### Principal Risks

You could lose money by investing in the Fund. An investment in the Fund is not a deposit of a bank and is not insured or guaranteed by the Federal Deposit Insurance Corporation or any other governmental agency. There can be no assurance that the Fund's investment objective will be achieved. The order of the below risk factors does not indicate the significance of any particular risk factor.

**AUTHORIZED PARTICIPANT CONCENTRATION RISK.** Only an authorized participant may engage in creation or redemption transactions directly with the Fund. A limited number of institutions act as authorized participants for the Fund. To the extent that these institutions exit the business or are unable to proceed with creation and/or redemption orders and no other authorized participant steps forward to create or redeem, the Fund's shares may trade at a premium or discount to the Fund's net asset value and possibly face delisting.

**CURRENCY RISK.** Changes in currency exchange rates affect the value of investments denominated in a foreign currency, and therefore the value of such investments in the Fund's portfolio. The Fund's net asset value could decline if a currency to which the Fund has exposure depreciates against the U.S. dollar or if there are delays or limits on repatriation of such currency. Currency exchange rates can be very volatile and can change quickly and unpredictably. As a result, the value of an investment in the Fund may change quickly and without warning.

**CYBER SECURITY RISK.** The Fund is susceptible to operational risks through breaches in cyber security. A breach in cyber security refers to both intentional and unintentional events that may cause the Fund to lose proprietary information, suffer data corruption or lose operational capacity. Such events could cause the Fund to incur regulatory penalties, reputational damage, additional compliance costs associated with corrective measures and/or financial loss. Cyber security breaches may

involve unauthorized access to the Fund's digital information systems through "hacking" or malicious software coding but may also result from outside attacks such as denial-of-service attacks through efforts to make network services unavailable to intended users. In addition, cyber security breaches of the issuers of securities in which the Fund invests or the Fund's third-party service providers, such as its administrator, transfer agent, custodian, or sub-advisor, as applicable, can also subject the Fund to many of the same risks associated with direct cyber security breaches. Although the Fund has established risk management systems designed to reduce the risks associated with cyber security, there is no guarantee that such efforts will succeed, especially because the Fund does not directly control the cyber security systems of issuers or third-party service providers.

**DEPOSITARY RECEIPTS RISK.** Depositary receipts may be less liquid than the underlying shares in their primary trading market. Any distributions paid to the holders of depositary receipts are usually subject to a fee charged by the depositary. Holders of depositary receipts may have limited voting rights, and investment restrictions in certain countries may adversely impact the value of depositary receipts because such restrictions may limit the ability to convert the equity shares into depositary receipts and vice versa. Such restrictions may cause the equity shares of the underlying issuer to trade at a discount or premium to the market price of the depositary receipts.

**EQUITY SECURITIES RISK.** The value of the Fund's shares will fluctuate with changes in the value of the equity securities in which it invests. Equity securities prices fluctuate for several reasons, including changes in investors' perceptions of the financial condition of an issuer or the general condition of the relevant equity market, such as market volatility, or when political or economic events affecting an issuer occur. Common stock prices may be particularly sensitive to rising interest rates, as the cost of capital rises and borrowing costs increase. Equity securities may decline significantly in price over short or extended periods of time, and such declines may occur in the equity market as a whole, or they may occur in only a particular country, company, industry or sector of the market.

**EUROPE RISK.** The Fund is subject to certain risks specifically associated with investments in the securities of European issuers. Political or economic disruptions in European countries, even in countries in which the Fund is not invested, may adversely affect security values and thus the Fund's holdings. A significant number of countries in Europe are member states in the European Union (the "EU"), and the member states no longer control their own monetary policies by directing independent interest rates for their currencies. In these member states, the authority to direct monetary policies, including money supply and official interest rates for the Euro, is exercised by the European Central Bank. In a 2016 referendum, the United Kingdom elected to withdraw from the EU ("Brexit"). As the second largest economy among EU members, the implications of the United Kingdom's withdrawal are difficult to gauge and cannot be fully known. Its departure may negatively impact the EU and Europe as a whole by causing volatility within the EU, triggering prolonged economic downturns in certain European countries or sparking additional member states to contemplate departing the EU (thereby perpetuating political instability in the region).

**INDEX CONSTITUENT RISK.** The Fund may be a constituent of one or more indices. As a result, the Fund may be included in one or more index-tracking exchange-traded funds or mutual funds. Being a component security of such a vehicle could greatly affect the trading activity involving the Fund's shares, the size of the Fund and the market volatility of the Fund. Inclusion in an index could increase demand for the Fund and removal from an index could result in outsized selling activity in a relatively short period of time. As a result, the Fund's net asset value could be negatively impacted and the Fund's market price may be below the Fund's net asset value during certain periods. In addition, index rebalances may potentially result in increased trading activity in the Fund's shares.

**INDEX PROVIDER RISK.** There is no assurance that the Index Provider, or any agents that act on its behalf, will compile the Index accurately, or that the Index will be determined, maintained, constructed, reconstituted, rebalanced, composed, calculated or disseminated accurately. The Index Provider and its agents do not provide any representation or warranty in relation to the quality, accuracy or completeness of data in the Index, and do not guarantee that the Index will be calculated in accordance with its stated methodology. The Advisor's mandate as described in this prospectus is to manage the Fund consistently with the Index provided by the Index Provider. The Advisor relies upon the Index provider and its agents to accurately compile, maintain, construct, reconstitute, rebalance, compose, calculate and disseminate the Index accurately. Therefore, losses or costs associated with any Index Provider or agent errors generally will be borne by the Fund and its shareholders. To correct any such error, the Index Provider or its agents may carry out an unscheduled rebalance of the Index or other modification of Index constituents or weightings. When the Fund in turn rebalances its portfolio, any transaction costs and market exposure arising from such portfolio rebalancing will be borne by the Fund and its shareholders. Unscheduled rebalances also expose the Fund to additional tracking error risk. Errors in respect of the quality, accuracy and completeness of the data used to compile the Index may occur from time to time and may not be identified and corrected by the Index Provider for a period of time or at all, particularly where the Index is less commonly used as a benchmark by funds or advisors.

For example, during a period where the Index contains incorrect constituents, the Fund tracking the Index would have market exposure to such constituents and would be underexposed to the Index's other constituents. Such errors may negatively impact the Fund and its shareholders. The Index Provider and its agents rely on various sources of information to assess the criteria of issuers included in the Index, including information that may be based on assumptions and estimates. Neither the Fund nor the Advisor can offer assurances that the Index's calculation methodology or sources of information will provide an accurate assessment of included issuers. Unusual market conditions may cause the Index Provider to postpone a scheduled rebalance, which could cause the Index to vary from its normal or expected composition. The postponement of a scheduled rebalance in a time of market volatility could mean that constituents that would otherwise be removed at rebalance due to changes in market capitalizations, issuer credit ratings, or other reasons may remain, causing the performance and constituents of the Index to vary from those expected under normal conditions. Apart from scheduled rebalances, the Index Provider or its agents may carry out additional ad hoc rebalances to the Index due to unusual market conditions or in order, for example, to correct an error in the selection of index constituents.

**INDUSTRIALS COMPANIES RISK.** Industrials companies convert unfinished goods into finished durables used to manufacture other goods or provide services. Examples of industrials companies include companies involved in the production of electrical equipment and components, industrial products, manufactured housing and telecommunications equipment, as well as defense and aerospace companies. General risks of industrials companies include the general state of the economy, exchange rates, commodity prices, intense competition, consolidation, domestic and international politics, government regulation, import controls, excess capacity, consumer demand and spending trends. In addition, industrials companies may also be significantly affected by overall capital spending levels, economic cycles, rapid technological changes, delays in modernization, labor relations, environmental liabilities, governmental and product liability and e-commerce initiatives.

**INFORMATION TECHNOLOGY COMPANIES RISK.** Information technology companies produce and provide hardware, software and information technology systems and services. These companies may be adversely affected by rapidly changing technologies, short product life cycles, fierce competition, aggressive pricing and reduced profit margins, the loss of patent, copyright and trademark protections, cyclical market patterns, evolving industry standards and frequent new product introductions. In addition, information technology companies are particularly vulnerable to federal, state and local government regulation, and competition and consolidation, both domestically and internationally, including competition from foreign competitors with lower production costs. Information technology companies also heavily rely on intellectual property rights and may be adversely affected by the loss or impairment of those rights.

**MARKET MAKER RISK.** The Fund faces numerous market trading risks, including the potential lack of an active market for Fund shares due to a limited number of market makers. Decisions by market makers or authorized participants to reduce their role or step away from these activities in times of market stress could inhibit the effectiveness of the arbitrage process in maintaining the relationship between the underlying values of the Fund's portfolio securities and the Fund's market price. The Fund may rely on a small number of third-party market makers to provide a market for the purchase and sale of shares. Any trading halt or other problem relating to the trading activity of these market makers could result in a dramatic change in the spread between the Fund's net asset value and the price at which the Fund's shares are trading on the Exchange, which could result in a decrease in value of the Fund's shares. This reduced effectiveness could result in Fund shares trading at a discount to net asset value and also in greater than normal intraday bid-ask spreads for Fund shares.

**MARKET RISK.** Market risk is the risk that a particular security, or shares of the Fund in general, may fall in value. Securities are subject to market fluctuations caused by such factors as economic, political, regulatory or market developments, changes in interest rates and perceived trends in securities prices. Shares of the Fund could decline in value or underperform other investments. In addition, local, regional or global events such as war, acts of terrorism, spread of infectious diseases or other public health issues, recessions, or other events could have a significant negative impact on the Fund and its investments. For example, the coronavirus disease 2019 (COVID-19) global pandemic and the aggressive responses taken by many governments, including closing borders, restricting international and domestic travel, and the imposition of prolonged quarantines or similar restrictions, has had negative impacts, and in many cases severe impacts, on markets worldwide. Additionally, the COVID-19 pandemic has caused prolonged disruptions to the normal business operations of companies around the world and the impact of such disruptions is hard to predict. Such events may affect certain geographic regions, countries, sectors and industries more significantly than others. Such events could adversely affect the prices and liquidity of the Fund's portfolio securities or other instruments and could result in disruptions in the trading markets. Any of such circumstances could have a materially negative impact on the value of the Fund's shares and result in increased market volatility. During any such events, the Fund's shares may trade at increased premiums or discounts to their net asset value.

**NON-CORRELATION RISK.** The Fund's return may not match the return of the Index for a number of reasons. The Fund incurs operating expenses not applicable to the Index, and may incur costs in buying and selling securities, especially when rebalancing the Fund's portfolio holdings to reflect changes in the composition of the Index. In addition, the Fund's portfolio holdings may not exactly replicate the securities included in the Index or the ratios between the securities included in the Index.

**NON-DIVERSIFICATION RISK.** The Fund is classified as "non-diversified" under the 1940 Act. As a result, the Fund is only limited as to the percentage of its assets which may be invested in the securities of any one issuer by the diversification requirements imposed by the Internal Revenue Code of 1986, as amended. The Fund may invest a relatively high percentage of its assets in a limited number of issuers. As a result, the Fund may be more susceptible to a single adverse economic or regulatory occurrence affecting one or more of these issuers, experience increased volatility and be highly invested in certain issuers.

**NON-U.S. SECURITIES RISK.** Non-U.S. securities are subject to higher volatility than securities of domestic issuers due to possible adverse political, social or economic developments, restrictions on foreign investment or exchange of securities, capital controls, lack of liquidity, currency exchange rates, excessive taxation, government seizure of assets, the imposition of sanctions by foreign governments, different legal or accounting standards, and less government supervision and regulation of securities exchanges in foreign countries.

**PASSIVE INVESTMENT RISK.** The Fund is not actively managed. The Fund invests in securities included in or representative of the Index regardless of investment merit. The Fund generally will not attempt to take defensive positions in declining markets. In the event that the Index is no longer calculated, the Index license is terminated or the identity or character of the Index is materially changed, the Fund will seek to engage a replacement index.

**PORTFOLIO TURNOVER RISK.** High portfolio turnover may result in the Fund paying higher levels of transaction costs and may generate greater tax liabilities for shareholders. Portfolio turnover risk may cause the Fund's performance to be less than expected.

**PREMIUM/DISCOUNT RISK.** The market price of the Fund's shares will generally fluctuate in accordance with changes in the Fund's net asset value as well as the relative supply of and demand for shares on the Exchange. The Fund's investment advisor cannot predict whether shares will trade below, at or above their net asset value because the shares trade on the Exchange at market prices and not at net asset value. Price differences may be due, in large part, to the fact that supply and demand forces at work in the secondary trading market for shares will be closely related, but not identical, to the same forces influencing the prices of the holdings of the Fund trading individually or in the aggregate at any point in time. However, given that shares can only be purchased and redeemed in Creation Units, and only to and from broker-dealers and large institutional investors that have entered into participation agreements (unlike shares of closed-end funds, which frequently trade at appreciable discounts from, and sometimes at premiums to, their net asset value), the Fund's investment advisor believes that large discounts or premiums to the net asset value of shares should not be sustained. During stressed market conditions, the market for the Fund's shares may become less liquid in response to deteriorating liquidity in the market for the Fund's underlying portfolio holdings, which could in turn lead to differences between the market price of the Fund's shares and their net asset value.

**SIGNIFICANT EXPOSURE RISK.** To the extent that the Fund invests a large percentage of its assets in a single asset class or the securities of issuers within the same country, state, region, industry or sector, an adverse economic, business or political development may affect the value of the Fund's investments more than if the Fund were more broadly diversified. A significant exposure makes the Fund more susceptible to any single occurrence and may subject the Fund to greater market risk than a fund that is more broadly diversified.

**SMALLER COMPANIES RISK.** Small and/or mid capitalization companies may be more vulnerable to adverse general market or economic developments, and their securities may be less liquid and may experience greater price volatility than larger, more established companies as a result of several factors, including limited trading volumes, fewer products or financial resources, management inexperience and less publicly available information. Accordingly, such companies are generally subject to greater market risk than larger, more established companies.

**SMART GRID COMPANIES RISK.** Smart grid companies can be negatively affected by high costs of research and development, high capital requirements for implementation, high leverage, costs associated with environmental and other regulations, the effects of economic slowdown including surplus capacity, government budgetary constraints and other factors. Additionally, smart grid companies may be subject to regulation by various governmental authorities and also may be affected by governmental regulation of rates charged to customers, service interruption and/or legal challenges due to environmental,



## First Trust NASDAQ® Clean Edge® Smart Grid Infrastructure Index Fund (GRID)

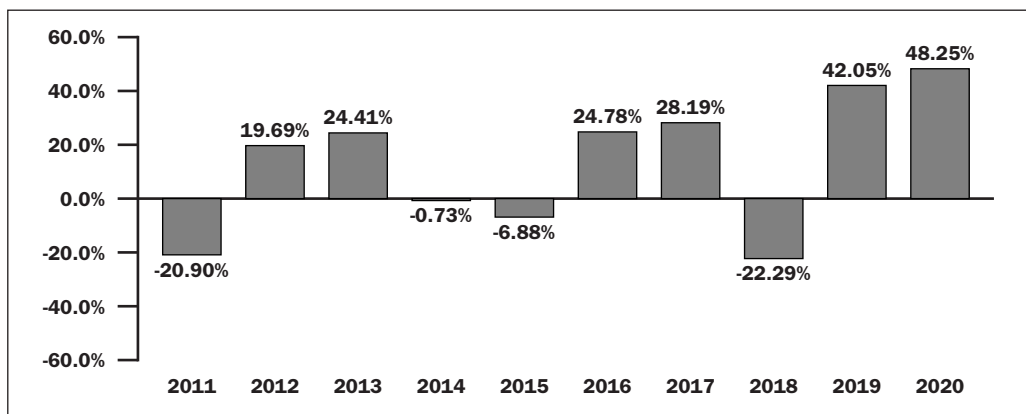
operational or other issues and the imposition of special tariffs and changes in tax laws, regulatory policies and accounting standards. Smart grid companies are often reliant upon contracts with government and commercial customers which may expire from time to time. Other risks include environmental damage due to a company's operations or an accident, changes in market sentiment towards infrastructure and terrorist acts.

**TRADING ISSUES RISK.** Trading in Fund shares on the Exchange may be halted due to market conditions or for reasons that, in the view of the Exchange, make trading in shares inadvisable. In addition, trading in Fund shares on the Exchange is subject to trading halts caused by extraordinary market volatility pursuant to the Exchange's "circuit breaker" rules. There can be no assurance that the requirements of the Exchange necessary to maintain the listing of the Fund will continue to be met or will remain unchanged. The Fund may have difficulty maintaining its listing on the Exchange in the event the Fund's assets are small, the Fund does not have enough shareholders, or if the Fund is unable to proceed with creation and/or redemption orders.

### Annual Total Return

The bar chart and table below illustrate the annual calendar year returns of the Fund based on net asset value as well as the average annual Fund and Index returns. The bar chart and table provide an indication of the risks of investing in the Fund by showing changes in the Fund's performance from year-to-year and by showing how the Fund's average annual total returns based on net asset value compared to those of the Index, a broad-based market index and two market indices. See "Total Return Information" for additional performance information regarding the Fund. The Fund's performance information is accessible on the Fund's website at [www.ftportfolios.com](http://www.ftportfolios.com).

### First Trust NASDAQ® Clean Edge® Smart Grid Infrastructure Index Fund Calendar Year Total Returns as of 12/31



During the periods shown in the chart above:

Best Quarter		Worst Quarter	
28.45%	December 31, 2020	-26.52%	September 30, 2011

The Fund's past performance (before and after taxes) is not necessarily an indication of how the Fund will perform in the future.

Returns before taxes do not reflect the effects of any income or capital gains taxes. All after-tax returns are calculated using the historical highest individual federal marginal income tax rates and do not reflect the impact of any state or local tax. Returns after taxes on distributions reflect the taxed return on the payment of dividends and capital gains. Returns after taxes on distributions and sale of shares assume you sold your shares at period end, and, therefore, are also adjusted for any capital gains or losses incurred. Returns for the market indices do not include expenses, which are deducted from Fund returns, or taxes.

Your own actual after-tax returns will depend on your specific tax situation and may differ from what is shown here. After-tax returns are not relevant to investors who hold Fund shares in tax-deferred accounts such as individual retirement accounts (IRAs) or employee-sponsored retirement plans.

## First Trust NASDAQ® Clean Edge® Smart Grid Infrastructure Index Fund (GRID)

### Average Annual Total Returns for the Periods Ended December 31, 2020

	1 Year	5 Years	10 Years	Since Inception	Inception Date
Return Before Taxes	48.25%	21.22%	11.04%	10.48%	11/16/2009
Return After Taxes on Distributions	47.70%	20.64%	10.51%	9.99%	
Return After Taxes on Distributions and Sale of Shares	28.48%	17.04%	8.82%	8.42%	
NASDAQ OMX Clean Edge Smart Grid Infrastructure Index <sup>SM</sup> (reflects no deduction for fees, expenses or taxes)	49.84%	22.13%	11.95%	11.40%	
Russell 3000® Index (reflects no deduction for fees, expenses or taxes)	20.89%	15.43%	13.79%	14.04%	
S&P Composite 1500® Industrials Index (reflects no deduction for fees, expenses or taxes)	11.69%	12.85%	12.15%	13.27%	
MSCI World Industrials Index (reflects no deduction for fees, expenses or taxes)	11.68%	11.50%	9.08%	10.11%	

### Management

#### **Investment Advisor**

First Trust Advisors L.P. (“*First Trust*” or the “*Advisor*”)

#### **Portfolio Managers**

The Fund’s portfolio is managed by a team (the “*Investment Committee*”) consisting of:

- Daniel J. Lindquist, Chairman of the Investment Committee and Managing Director of First Trust
- Jon C. Erickson, Senior Vice President of First Trust
- David G. McGarel, Chief Investment Officer, Chief Operating Officer and Managing Director of First Trust
- Roger F. Testin, Senior Vice President of First Trust
- Stan Ueland, Senior Vice President of First Trust
- Chris A. Peterson, Senior Vice President of First Trust
- Erik Russo, Vice President of First Trust

The Investment Committee members are primarily and jointly responsible for the day-to-day management of the Fund. Each Investment Committee member has served as a part of the portfolio management team of the Fund since 2009, except for Chris A. Peterson, who has served as a part of the portfolio management team of the Fund since 2016, and Erik Russo, who has served as a part of the portfolio management team of the Fund since 2020.

### Purchase and Sale of Fund Shares

The Fund issues and redeems shares on a continuous basis, at net asset value, only in large blocks of shares called “Creation Units.” Individual shares of the Fund may only be purchased and sold on the secondary market through a broker-dealer. Since shares of the Fund trade on securities exchanges in the secondary market at their market price rather than their net asset value, the Fund’s shares may trade at a price greater than (premium) or less than (discount) the Fund’s net asset value. An investor may incur costs attributable to the difference between the highest price a buyer is willing to pay to purchase shares of the Fund (bid) and the lowest price a seller is willing to accept for shares of the Fund (ask) when buying or selling shares in the secondary market (the “bid-ask spread”). Recent information, including the Fund’s net asset value, market price, premiums and discounts, and bid-ask spreads, is available online at <https://www.ftportfolios.com/Retail/etf/home.aspx>.

### Tax Information

The Fund’s distributions are taxable and will generally be taxed as ordinary income or capital gains. Distributions on shares held in a tax-deferred account, while not immediately taxable, will be subject to tax when the shares are no longer held in a tax-deferred account.

**Payments to Broker-Dealers and Other Financial Intermediaries**

If you purchase shares of the Fund through a broker-dealer or other financial intermediary (such as a bank), First Trust and First Trust Portfolios L.P., the Fund's distributor, may pay the intermediary for the sale of Fund shares and related services. These payments may create a conflict of interest by influencing the broker-dealer or other intermediary and your salesperson to recommend the Fund over another investment. Ask your salesperson or visit your financial intermediary's website for more information.

## SUMMARY INFORMATION

### First Trust Nasdaq Cybersecurity ETF (CIBR)

#### Investment Objective

The First Trust Nasdaq Cybersecurity ETF (the “Fund”) seeks investment results that correspond generally to the price and yield (before the Fund’s fees and expenses) of an equity index called the Nasdaq CTA Cybersecurity Index™ (the “Index”).

#### Fees and Expenses of the Fund

The following table describes the fees and expenses you may pay if you buy, hold and sell shares of the Fund. Investors may pay other fees, such as brokerage commissions and other fees to financial intermediaries, which are not reflected in the table and example below.

#### Shareholder Fees

(fees paid directly from your investment)

Maximum Sales Charge (Load) Imposed on Purchases (as a percentage of offering price)	None
--	------

#### Annual Fund Operating Expenses

(expenses that you pay each year as a percentage of the value of your investment)

Management Fees	0.60%
Distribution and Service (12b-1) Fees	0.00%
Other Expenses	0.00%
<b>Total Annual Fund Operating Expenses</b>	<b>0.60%</b>

#### Example

The example below is intended to help you compare the cost of investing in the Fund with the cost of investing in other funds. This example does not take into account customary brokerage commissions that you pay when purchasing or selling shares of the Fund in the secondary market.

The example assumes that you invest \$10,000 in the Fund for the time periods indicated. The example also assumes that your investment has a 5% return each year and that the Fund’s operating expenses remain at current levels. Although your actual costs may be higher or lower, based on these assumptions your costs would be:

1 Year	3 Years	5 Years	10 Years
\$61	\$192	\$335	\$750

#### Portfolio Turnover

The Fund pays transaction costs, such as commissions, when it buys and sells securities (or “turns over” its portfolio). A higher portfolio turnover rate may indicate higher transaction costs and may result in higher taxes when Fund shares are held in a taxable account. These costs, which are not reflected in annual fund operating expenses or in the example, affect the Fund’s performance. During the most recent fiscal year, the Fund’s portfolio turnover rate was 46% of the average value of its portfolio.

#### Principal Investment Strategies

The Fund will normally invest at least 90% of its net assets (including investment borrowings) in the common stocks and depositary receipts that comprise the Index. The Fund, using an indexing investment approach, attempts to replicate, before fees and expenses, the performance of the Index. The Index is owned by Nasdaq, Inc. (the “Index Provider”). The Index Provider and the Consumer Technology Association (“CTA”) have jointly developed the eligibility and selection criteria and rules for the Index. The Index Provider may, from time to time, exercise reasonable discretion as it deems appropriate in order to maintain Index integrity.

The Index includes securities of companies classified as “cybersecurity” companies by CTA. CTA gives the cybersecurity classification to those companies that meet one of three elements: (1) companies focused on developing technologies that are designed and implemented to protect computer and communication networks from attacks and outside unauthorized use; (2) companies involved in the deployment of technologies for cybersecurity industry use including government, private and public corporations, financial institutions and various other industries; or (3) companies focused on the protection of

priority data from being accessed and exploited by unauthorized external parties. To be included in the Index, a security issued by a "cybersecurity" company must also have a minimum market capitalization of \$250 million, a minimum three-month average daily dollar trading volume of \$1 million, a minimum free float of 20% and be listed on an Index-eligible global exchange. The term "free float" is used to describe the portion of an issuer's outstanding securities that can be publicly traded, and therefore excludes locked-in securities held by an issuer's affiliates, officers or promoters and securities subject to some other restrictive arrangement that prevents them from being freely traded.

The Index employs a modified liquidity-weighted methodology, meaning that security weights are based on the liquidity of the securities comprising the Index. Liquidity is measured by using the three-month average daily dollar trading volume for each company. To provide diversification among the weighting of the constituent securities, the Index caps the weighting of the securities of the five most liquid companies at 6% each, and collectively 30%, of the Index. The excess weight of any capped security is distributed proportionally across the securities of the remaining constituent companies. The securities of the remaining companies are capped at a 3% weight as well. Any security of those remaining constituent companies with a weight in excess of 3% will have that excess weight redistributed proportionally across the securities of any remaining companies.

The Index is reconstituted semi-annually and rebalanced quarterly and the Fund will make corresponding changes to its portfolio shortly after the Index changes are made public. The Index's quarterly rebalance schedule may cause the Fund to experience a higher rate of portfolio turnover. The Fund will be concentrated in an industry or a group of industries to the extent that the Index is so concentrated. As of December 31, 2020, the Index was composed of 40 securities from companies located in the Czech Republic, France, Ireland, Israel, Japan, South Korea, the United Kingdom and the United States. As of December 31, 2020, the Fund had significant investments in information technology companies, although this may change from time to time. To the extent the Fund invests a significant portion of its assets in a given jurisdiction or investment sector, the Fund may be exposed to the risks associated with that jurisdiction or investment sector.

## Principal Risks

You could lose money by investing in the Fund. An investment in the Fund is not a deposit of a bank and is not insured or guaranteed by the Federal Deposit Insurance Corporation or any other governmental agency. There can be no assurance that the Fund's investment objective will be achieved. The order of the below risk factors does not indicate the significance of any particular risk factor.

**AUTHORIZED PARTICIPANT CONCENTRATION RISK.** Only an authorized participant may engage in creation or redemption transactions directly with the Fund. A limited number of institutions act as authorized participants for the Fund. To the extent that these institutions exit the business or are unable to proceed with creation and/or redemption orders and no other authorized participant steps forward to create or redeem, the Fund's shares may trade at a premium or discount to the Fund's net asset value and possibly face delisting.

**CURRENCY RISK.** Changes in currency exchange rates affect the value of investments denominated in a foreign currency, and therefore the value of such investments in the Fund's portfolio. The Fund's net asset value could decline if a currency to which the Fund has exposure depreciates against the U.S. dollar or if there are delays or limits on repatriation of such currency. Currency exchange rates can be very volatile and can change quickly and unpredictably. As a result, the value of an investment in the Fund may change quickly and without warning.

**CYBERSECURITY COMPANIES RISK.** Cybersecurity companies are companies that provide products and services intended to protect the integrity of data and network operations for private and public networks, computers and mobile devices. Like other technology and industrials companies, cybersecurity companies are generally subject to the risks of rapidly changing technologies, short product life cycles, fierce competition, aggressive pricing and reduced profit margins, loss of patent, copyright and trademark protections, cyclical market patterns, evolving industry standards and frequent new product introductions. These companies may also be smaller and less experienced companies, with limited product lines, markets, qualified personnel or financial resources.

**CYBER SECURITY RISK.** The Fund is susceptible to operational risks through breaches in cyber security. A breach in cyber security refers to both intentional and unintentional events that may cause the Fund to lose proprietary information, suffer data corruption or lose operational capacity. Such events could cause the Fund to incur regulatory penalties, reputational damage, additional compliance costs associated with corrective measures and/or financial loss. Cyber security breaches may involve unauthorized access to the Fund's digital information systems through "hacking" or malicious software coding but may also result from outside attacks such as denial-of-service attacks through efforts to make network services unavailable

to intended users. In addition, cyber security breaches of the issuers of securities in which the Fund invests or the Fund's third-party service providers, such as its administrator, transfer agent, custodian, or sub-advisor, as applicable, can also subject the Fund to many of the same risks associated with direct cyber security breaches. Although the Fund has established risk management systems designed to reduce the risks associated with cyber security, there is no guarantee that such efforts will succeed, especially because the Fund does not directly control the cyber security systems of issuers or third-party service providers.

**DEPOSITARY RECEIPTS RISK.** Depositary receipts may be less liquid than the underlying shares in their primary trading market. Any distributions paid to the holders of depositary receipts are usually subject to a fee charged by the depositary. Holders of depositary receipts may have limited voting rights, and investment restrictions in certain countries may adversely impact the value of depositary receipts because such restrictions may limit the ability to convert the equity shares into depositary receipts and vice versa. Such restrictions may cause the equity shares of the underlying issuer to trade at a discount or premium to the market price of the depositary receipts.

**EQUITY SECURITIES RISK.** The value of the Fund's shares will fluctuate with changes in the value of the equity securities in which it invests. Equity securities prices fluctuate for several reasons, including changes in investors' perceptions of the financial condition of an issuer or the general condition of the relevant equity market, such as market volatility, or when political or economic events affecting an issuer occur. Common stock prices may be particularly sensitive to rising interest rates, as the cost of capital rises and borrowing costs increase. Equity securities may decline significantly in price over short or extended periods of time, and such declines may occur in the equity market as a whole, or they may occur in only a particular country, company, industry or sector of the market.

**INDEX CONSTITUENT RISK.** The Fund may be a constituent of one or more indices. As a result, the Fund may be included in one or more index-tracking exchange-traded funds or mutual funds. Being a component security of such a vehicle could greatly affect the trading activity involving the Fund's shares, the size of the Fund and the market volatility of the Fund. Inclusion in an index could increase demand for the Fund and removal from an index could result in outsized selling activity in a relatively short period of time. As a result, the Fund's net asset value could be negatively impacted and the Fund's market price may be below the Fund's net asset value during certain periods. In addition, index rebalances may potentially result in increased trading activity in the Fund's shares.

**INDEX PROVIDER RISK.** There is no assurance that the Index Provider, or any agents that act on its behalf, will compile the Index accurately, or that the Index will be determined, maintained, constructed, reconstituted, rebalanced, composed, calculated or disseminated accurately. The Index Provider and its agents do not provide any representation or warranty in relation to the quality, accuracy or completeness of data in the Index, and do not guarantee that the Index will be calculated in accordance with its stated methodology. The Advisor's mandate as described in this prospectus is to manage the Fund consistently with the Index provided by the Index Provider. The Advisor relies upon the Index provider and its agents to accurately compile, maintain, construct, reconstitute, rebalance, compose, calculate and disseminate the Index accurately. Therefore, losses or costs associated with any Index Provider or agent errors generally will be borne by the Fund and its shareholders. To correct any such error, the Index Provider or its agents may carry out an unscheduled rebalance of the Index or other modification of Index constituents or weightings. When the Fund in turn rebalances its portfolio, any transaction costs and market exposure arising from such portfolio rebalancing will be borne by the Fund and its shareholders. Unscheduled rebalances also expose the Fund to additional tracking error risk. Errors in respect of the quality, accuracy and completeness of the data used to compile the Index may occur from time to time and may not be identified and corrected by the Index Provider for a period of time or at all, particularly where the Index is less commonly used as a benchmark by funds or advisors. For example, during a period where the Index contains incorrect constituents, the Fund tracking the Index would have market exposure to such constituents and would be underexposed to the Index's other constituents. Such errors may negatively impact the Fund and its shareholders. The Index Provider and its agents rely on various sources of information to assess the criteria of issuers included in the Index, including information that may be based on assumptions and estimates. Neither the Fund nor the Advisor can offer assurances that the Index's calculation methodology or sources of information will provide an accurate assessment of included issuers. Unusual market conditions may cause the Index Provider to postpone a scheduled rebalance, which could cause the Index to vary from its normal or expected composition. The postponement of a scheduled rebalance in a time of market volatility could mean that constituents that would otherwise be removed at rebalance due to changes in market capitalizations, issuer credit ratings, or other reasons may remain, causing the performance and constituents of the Index to vary from those expected under normal conditions. Apart from scheduled rebalances, the Index Provider or its agents may carry out additional ad hoc rebalances to the Index due to unusual market conditions or in order, for example, to correct an error in the selection of index constituents.

**INFORMATION TECHNOLOGY COMPANIES RISK.** Information technology companies produce and provide hardware, software and information technology systems and services. These companies may be adversely affected by rapidly changing technologies, short product life cycles, fierce competition, aggressive pricing and reduced profit margins, the loss of patent, copyright and trademark protections, cyclical market patterns, evolving industry standards and frequent new product introductions. In addition, information technology companies are particularly vulnerable to federal, state and local government regulation, and competition and consolidation, both domestically and internationally, including competition from foreign competitors with lower production costs. Information technology companies also heavily rely on intellectual property rights and may be adversely affected by the loss or impairment of those rights.

**MARKET MAKER RISK.** The Fund faces numerous market trading risks, including the potential lack of an active market for Fund shares due to a limited number of market makers. Decisions by market makers or authorized participants to reduce their role or step away from these activities in times of market stress could inhibit the effectiveness of the arbitrage process in maintaining the relationship between the underlying values of the Fund's portfolio securities and the Fund's market price. The Fund may rely on a small number of third-party market makers to provide a market for the purchase and sale of shares. Any trading halt or other problem relating to the trading activity of these market makers could result in a dramatic change in the spread between the Fund's net asset value and the price at which the Fund's shares are trading on the Exchange, which could result in a decrease in value of the Fund's shares. This reduced effectiveness could result in Fund shares trading at a discount to net asset value and also in greater than normal intraday bid-ask spreads for Fund shares.

**MARKET RISK.** Market risk is the risk that a particular security, or shares of the Fund in general, may fall in value. Securities are subject to market fluctuations caused by such factors as economic, political, regulatory or market developments, changes in interest rates and perceived trends in securities prices. Shares of the Fund could decline in value or underperform other investments. In addition, local, regional or global events such as war, acts of terrorism, spread of infectious diseases or other public health issues, recessions, or other events could have a significant negative impact on the Fund and its investments. For example, the coronavirus disease 2019 (COVID-19) global pandemic and the aggressive responses taken by many governments, including closing borders, restricting international and domestic travel, and the imposition of prolonged quarantines or similar restrictions, has had negative impacts, and in many cases severe impacts, on markets worldwide. Additionally, the COVID-19 pandemic has caused prolonged disruptions to the normal business operations of companies around the world and the impact of such disruptions is hard to predict. Such events may affect certain geographic regions, countries, sectors and industries more significantly than others. Such events could adversely affect the prices and liquidity of the Fund's portfolio securities or other instruments and could result in disruptions in the trading markets. Any of such circumstances could have a materially negative impact on the value of the Fund's shares and result in increased market volatility. During any such events, the Fund's shares may trade at increased premiums or discounts to their net asset value.

**NON-CORRELATION RISK.** The Fund's return may not match the return of the Index for a number of reasons. The Fund incurs operating expenses not applicable to the Index, and may incur costs in buying and selling securities, especially when rebalancing the Fund's portfolio holdings to reflect changes in the composition of the Index. In addition, the Fund's portfolio holdings may not exactly replicate the securities included in the Index or the ratios between the securities included in the Index.

**NON-DIVERSIFICATION RISK.** The Fund is classified as "non-diversified" under the 1940 Act. As a result, the Fund is only limited as to the percentage of its assets which may be invested in the securities of any one issuer by the diversification requirements imposed by the Internal Revenue Code of 1986, as amended. The Fund may invest a relatively high percentage of its assets in a limited number of issuers. As a result, the Fund may be more susceptible to a single adverse economic or regulatory occurrence affecting one or more of these issuers, experience increased volatility and be highly invested in certain issuers.

**NON-U.S. SECURITIES RISK.** Non-U.S. securities are subject to higher volatility than securities of domestic issuers due to possible adverse political, social or economic developments, restrictions on foreign investment or exchange of securities, capital controls, lack of liquidity, currency exchange rates, excessive taxation, government seizure of assets, the imposition of sanctions by foreign governments, different legal or accounting standards, and less government supervision and regulation of securities exchanges in foreign countries.

**PASSIVE INVESTMENT RISK.** The Fund is not actively managed. The Fund invests in securities included in or representative of the Index regardless of investment merit. The Fund generally will not attempt to take defensive positions in declining markets. In the event that the Index is no longer calculated, the Index license is terminated or the identity or character of the Index is materially changed, the Fund will seek to engage a replacement index.

**PORTFOLIO TURNOVER RISK.** High portfolio turnover may result in the Fund paying higher levels of transaction costs and may generate greater tax liabilities for shareholders. Portfolio turnover risk may cause the Fund's performance to be less than expected.

**PREMIUM/DISCOUNT RISK.** The market price of the Fund's shares will generally fluctuate in accordance with changes in the Fund's net asset value as well as the relative supply of and demand for shares on the Exchange. The Fund's investment advisor cannot predict whether shares will trade below, at or above their net asset value because the shares trade on the Exchange at market prices and not at net asset value. Price differences may be due, in large part, to the fact that supply and demand forces at work in the secondary trading market for shares will be closely related, but not identical, to the same forces influencing the prices of the holdings of the Fund trading individually or in the aggregate at any point in time. However, given that shares can only be purchased and redeemed in Creation Units, and only to and from broker-dealers and large institutional investors that have entered into participation agreements (unlike shares of closed-end funds, which frequently trade at appreciable discounts from, and sometimes at premiums to, their net asset value), the Fund's investment advisor believes that large discounts or premiums to the net asset value of shares should not be sustained. During stressed market conditions, the market for the Fund's shares may become less liquid in response to deteriorating liquidity in the market for the Fund's underlying portfolio holdings, which could in turn lead to differences between the market price of the Fund's shares and their net asset value.

**SIGNIFICANT EXPOSURE RISK.** To the extent that the Fund invests a large percentage of its assets in a single asset class or the securities of issuers within the same country, state, region, industry or sector, an adverse economic, business or political development may affect the value of the Fund's investments more than if the Fund were more broadly diversified. A significant exposure makes the Fund more susceptible to any single occurrence and may subject the Fund to greater market risk than a fund that is more broadly diversified.

**SMALLER COMPANIES RISK.** Small and/or mid capitalization companies may be more vulnerable to adverse general market or economic developments, and their securities may be less liquid and may experience greater price volatility than larger, more established companies as a result of several factors, including limited trading volumes, fewer products or financial resources, management inexperience and less publicly available information. Accordingly, such companies are generally subject to greater market risk than larger, more established companies.

**TRADING ISSUES RISK.** Trading in Fund shares on the Exchange may be halted due to market conditions or for reasons that, in the view of the Exchange, make trading in shares inadvisable. In addition, trading in Fund shares on the Exchange is subject to trading halts caused by extraordinary market volatility pursuant to the Exchange's "circuit breaker" rules. There can be no assurance that the requirements of the Exchange necessary to maintain the listing of the Fund will continue to be met or will remain unchanged. The Fund may have difficulty maintaining its listing on the Exchange in the event the Fund's assets are small, the Fund does not have enough shareholders, or if the Fund is unable to proceed with creation and/or redemption orders.

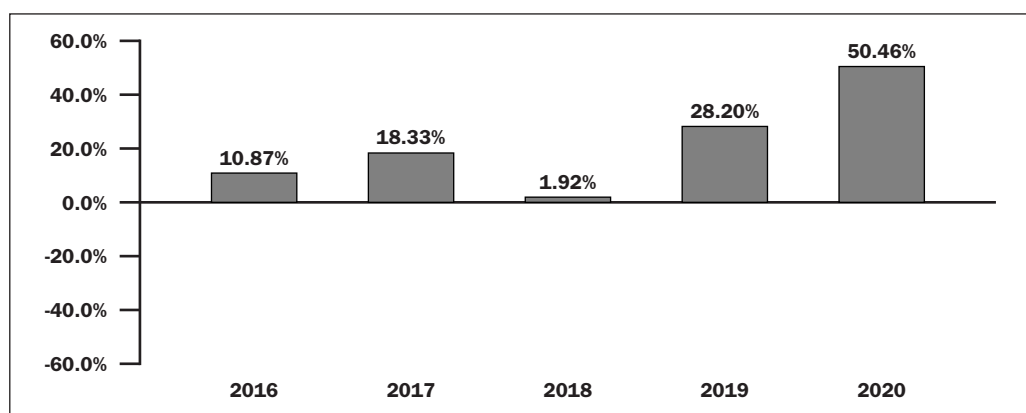
### Annual Total Return

The bar chart and table below illustrate the annual calendar year returns of the Fund based on net asset value as well as the average annual Fund and Index returns. The bar chart and table provide an indication of the risks of investing in the Fund by showing changes in the Fund's performance from year-to-year and by showing how the Fund's average annual total returns based on net asset value compared to those of the Index and a broad-based market index and a market index. See "Total Return Information" for additional performance information regarding the Fund. The Fund's performance information is accessible on the Fund's website at [www.ftportfolios.com](http://www.ftportfolios.com).



## First Trust Nasdaq Cybersecurity ETF (CIBR)

### First Trust Nasdaq Cybersecurity ETF Calendar Year Total Returns as of 12/31



During the periods shown in the chart above:

Best Quarter		Worst Quarter	
28.70%	June 30, 2020	-17.59%	December 31, 2018

The Fund's past performance (before and after taxes) is not necessarily an indication of how the Fund will perform in the future.

Returns before taxes do not reflect the effects of any income or capital gains taxes. All after-tax returns are calculated using the historical highest individual federal marginal income tax rates and do not reflect the impact of any state or local tax. Returns after taxes on distributions reflect the taxed return on the payment of dividends and capital gains. Returns after taxes on distributions and sale of shares assume you sold your shares at period end, and, therefore, are also adjusted for any capital gains or losses incurred. Returns for the market indices do not include expenses, which are deducted from Fund returns, or taxes.

Your own actual after-tax returns will depend on your specific tax situation and may differ from what is shown here. After-tax returns are not relevant to investors who hold Fund shares in tax-deferred accounts such as individual retirement accounts (IRAs) or employee-sponsored retirement plans.

### Average Annual Total Returns for the Periods Ended December 31, 2020

	1 Year	5 Years	Since Inception	Inception Date
Return Before Taxes	50.46%	20.86%	16.40%	7/6/2015
Return After Taxes on Distributions	49.37%	20.54%	16.06%	
Return After Taxes on Distributions and Sale of Shares	29.62%	16.88%	13.13%	
Nasdaq CTA Cybersecurity Index™ (reflects no deduction for fees, expenses or taxes)	51.88%	21.71%	17.25%	
S&P 500® Index (reflects no deduction for fees, expenses or taxes)	18.40%	15.22%	13.74%	
S&P Composite 1500 Information Technology Index (reflects no deduction for fees, expenses or taxes)	43.23%	27.39%	25.56%	

### Management

#### **Investment Advisor**

First Trust Advisors L.P. ("First Trust" or the "Advisor")

### **Portfolio Managers**

The Fund's portfolio is managed by a team (the "Investment Committee") consisting of:

- Daniel J. Lindquist, Chairman of the Investment Committee and Managing Director of First Trust
- Jon C. Erickson, Senior Vice President of First Trust
- David G. McGarel, Chief Investment Officer, Chief Operating Officer and Managing Director of First Trust
- Roger F. Testin, Senior Vice President of First Trust
- Stan Ueland, Senior Vice President of First Trust
- Chris A. Peterson, Senior Vice President of First Trust
- Erik Russo, Vice President of First Trust

The Investment Committee members are primarily and jointly responsible for the day-to-day management of the Fund. Each Investment Committee member has served as a part of the portfolio management team of the Fund since 2015, except for Chris A. Peterson, who has served as a part of the portfolio management team of the Fund since 2016, and Erik Russo, who has served as a part of the portfolio management team of the Fund since 2020.

### **Purchase and Sale of Fund Shares**

The Fund issues and redeems shares on a continuous basis, at net asset value, only in large blocks of shares called "Creation Units." Individual shares of the Fund may only be purchased and sold on the secondary market through a broker-dealer. Since shares of the Fund trade on securities exchanges in the secondary market at their market price rather than their net asset value, the Fund's shares may trade at a price greater than (premium) or less than (discount) the Fund's net asset value. An investor may incur costs attributable to the difference between the highest price a buyer is willing to pay to purchase shares of the Fund (bid) and the lowest price a seller is willing to accept for shares of the Fund (ask) when buying or selling shares in the secondary market (the "bid-ask spread"). Recent information, including the Fund's net asset value, market price, premiums and discounts, and bid-ask spreads, is available online at <https://www.ftportfolios.com/Retail/etf/home.aspx>.

### **Tax Information**

The Fund's distributions are taxable and will generally be taxed as ordinary income or capital gains. Distributions on shares held in a tax-deferred account, while not immediately taxable, will be subject to tax when the shares are no longer held in a tax-deferred account.

### **Payments to Broker-Dealers and Other Financial Intermediaries**

If you purchase shares of the Fund through a broker-dealer or other financial intermediary (such as a bank), First Trust and First Trust Portfolios L.P., the Fund's distributor, may pay the intermediary for the sale of Fund shares and related services. These payments may create a conflict of interest by influencing the broker-dealer or other intermediary and your salesperson to recommend the Fund over another investment. Ask your salesperson or visit your financial intermediary's website for more information.

## SUMMARY INFORMATION

### First Trust NASDAQ Global Auto Index Fund (CARZ)

#### Investment Objective

The First Trust NASDAQ Global Auto Index Fund (the “Fund”) seeks investment results that correspond generally to the price and yield (before the Fund’s fees and expenses) of an equity index called the NASDAQ Global Auto Index<sup>SM</sup> (the “Index”).

#### Fees and Expenses of the Fund

The following table describes the fees and expenses you may pay if you buy, hold and sell shares of the Fund. Investors may pay other fees, such as brokerage commissions and other fees to financial intermediaries, which are not reflected in the table and example below.

#### Shareholder Fees

(fees paid directly from your investment)

Maximum Sales Charge (Load) Imposed on Purchases (as a percentage of offering price)	None
--	------

#### Annual Fund Operating Expenses

(expenses that you pay each year as a percentage of the value of your investment)

Management Fees	0.70%
Distribution and Service (12b-1) Fees	0.00%
Other Expenses	0.00%
<b>Total Annual Fund Operating Expenses</b>	<b>0.70%</b>

#### Example

The example below is intended to help you compare the cost of investing in the Fund with the cost of investing in other funds. This example does not take into account customary brokerage commissions that you pay when purchasing or selling shares of the Fund in the secondary market.

The example assumes that you invest \$10,000 in the Fund for the time periods indicated. The example also assumes that your investment has a 5% return each year and that the Fund’s operating expenses remain at current levels. Although your actual costs may be higher or lower, based on these assumptions your costs would be:

1 Year	3 Years	5 Years	10 Years
\$72	\$224	\$390	\$871

#### Portfolio Turnover

The Fund pays transaction costs, such as commissions, when it buys and sells securities (or “turns over” its portfolio). A higher portfolio turnover rate may indicate higher transaction costs and may result in higher taxes when Fund shares are held in a taxable account. These costs, which are not reflected in annual fund operating expenses or in the example, affect the Fund’s performance. During the most recent fiscal year, the Fund’s portfolio turnover rate was 36% of the average value of its portfolio.

#### Principal Investment Strategies

The Fund will normally invest at least 90% of its net assets (including investment borrowings) in the common stocks and depositary receipts that comprise the Index. The Fund, using an indexing investment approach, attempts to replicate, before fees and expenses, the performance of the Index. The Index is owned and was developed by Nasdaq, Inc. (the “Index Provider”). The Index Provider may, from time to time, exercise reasonable discretion as it deems appropriate in order to maintain Index integrity.

The Index is designed to track the performance of the largest and most liquid companies engaged in the manufacturing of automobiles. To be eligible for inclusion in the Index, a security must be issued by a company classified as “Automobiles” by the Industry Classification Benchmark. In addition, a security must be listed on an index-eligible global stock exchange, have a minimum float-adjusted market capitalization of \$500 million, a minimum three-month average daily dollar trading volume of \$1 million and a minimum free float of 20%.

## First Trust NASDAQ Global Auto Index Fund (CARZ)

The Index uses a modified market-capitalization weighting methodology. Each time the Index rebalances, security weights are adjusted so that the maximum weight of any security does not exceed 8% and no more than five securities have a weight of 8%. The excess weight of any capped security is distributed proportionally across the other securities. If after this redistribution any of the five highest ranked securities are weighted below 8%, these securities are not capped. Next, any remaining securities with a weight in excess of 4% are capped at 4% and the excess weight is redistributed proportionally across the remaining securities.

The Index is reconstituted annually and rebalanced quarterly and the Fund will make corresponding changes to its portfolio shortly after the Index changes are made public. The Index's quarterly rebalance schedule may cause the Fund to experience a higher rate of portfolio turnover. The Fund will be concentrated in an industry or a group of industries to the extent that the Index is so concentrated. As of December 31, 2020, the Index was comprised of 33 securities from 12 countries, including China, France, Germany, Hong Kong, Japan, Malaysia, Singapore, Taiwan, the United Kingdom and the United States. As of December 31, 2020, the Fund had significant investments in consumer discretionary companies, Japanese issuers and Asian issuers, although this may change from time to time. To the extent the Fund invests a significant portion of its assets in a given jurisdiction or investment sector, the Fund may be exposed to the risks associated with that jurisdiction or investment sector.

### Principal Risks

You could lose money by investing in the Fund. An investment in the Fund is not a deposit of a bank and is not insured or guaranteed by the Federal Deposit Insurance Corporation or any other governmental agency. There can be no assurance that the Fund's investment objective will be achieved. The order of the below risk factors does not indicate the significance of any particular risk factor.

**ASIA RISK.** The Fund is subject to certain risks specifically associated with investments in the securities of Asian issuers. Many Asian economies have experienced rapid growth and industrialization, and there is no assurance that this growth rate will be maintained. Some Asian economies are highly dependent on trade, and economic conditions in other countries within and outside Asia can impact these economies. Certain of these economies may be adversely affected by trade or policy disputes with its major trade partners. There is also a high concentration of market capitalization and trading volume in a small number of issuers representing a limited number of industries, as well as a high concentration of investors and financial intermediaries. Certain Asian countries have experienced and may in the future experience expropriation and nationalization of assets, confiscatory taxation, currency manipulation, political instability, armed conflict and social instability as a result of religious, ethnic, socio-economic and/or political unrest. In particular, escalated tensions involving North Korea and any outbreak of hostilities involving North Korea could have a severe adverse effect on Asian economies. Governments of certain Asian countries have exercised, and continue to exercise, substantial influence over many aspects of the private sector. In certain cases, the government owns or controls many companies, including the largest in the country. Accordingly, government actions could have a significant effect on the issuers of the Fund's securities or on economic conditions generally. Recent developments in relations between the U.S. and China have heightened concerns of increased tariffs and restrictions on trade between the two countries. An increase in tariffs or trade restrictions, or even the threat of such developments, could lead to a significant reduction in international trade, which could have a negative impact on the economy of Asian countries and a commensurately negative impact on the Fund.

**AUTHORIZED PARTICIPANT CONCENTRATION RISK.** Only an authorized participant may engage in creation or redemption transactions directly with the Fund. A limited number of institutions act as authorized participants for the Fund. To the extent that these institutions exit the business or are unable to proceed with creation and/or redemption orders and no other authorized participant steps forward to create or redeem, the Fund's shares may trade at a premium or discount to the Fund's net asset value and possibly face delisting.

**AUTOMOTIVE COMPANIES RISK.** The automotive industry can be highly cyclical, and companies in the industry may suffer periodic operating losses. Automotive companies can be significantly affected by labor relations and fluctuating component prices. Developments in automotive technologies (e.g., autonomous vehicle technologies) may require significant capital expenditures that may not generate profits for several years, if ever. Automotive companies may be significantly subject to government policies and regulations regarding imports and exports of automotive products. Governmental policies affecting the automotive industry, such as taxes, tariffs, duties, subsidies, and import and export restrictions on automotive products can influence industry profitability. In addition, such companies must comply with environmental laws and regulations, for which there may be severe consequences for non-compliance. While most of the major automotive manufacturers are large companies, certain others may be non-diversified in both product line and customer base and may be more vulnerable to certain events that may negatively impact the automotive industry.

**CONSUMER DISCRETIONARY COMPANIES RISK.** Consumer discretionary companies, such as retailers, media companies and consumer services companies, provide non-essential goods and services. These companies manufacture products and provide discretionary services directly to the consumer, and the success of these companies is tied closely to the performance of the overall domestic and international economy, interest rates, competition and consumer confidence. Success depends heavily on disposable household income and consumer spending. Changes in demographics and consumer tastes can also affect the demand for, and success of, consumer discretionary products in the marketplace.

**CURRENCY RISK.** Changes in currency exchange rates affect the value of investments denominated in a foreign currency, and therefore the value of such investments in the Fund's portfolio. The Fund's net asset value could decline if a currency to which the Fund has exposure depreciates against the U.S. dollar or if there are delays or limits on repatriation of such currency. Currency exchange rates can be very volatile and can change quickly and unpredictably. As a result, the value of an investment in the Fund may change quickly and without warning.

**CYBER SECURITY RISK.** The Fund is susceptible to operational risks through breaches in cyber security. A breach in cyber security refers to both intentional and unintentional events that may cause the Fund to lose proprietary information, suffer data corruption or lose operational capacity. Such events could cause the Fund to incur regulatory penalties, reputational damage, additional compliance costs associated with corrective measures and/or financial loss. Cyber security breaches may involve unauthorized access to the Fund's digital information systems through "hacking" or malicious software coding but may also result from outside attacks such as denial-of-service attacks through efforts to make network services unavailable to intended users. In addition, cyber security breaches of the issuers of securities in which the Fund invests or the Fund's third-party service providers, such as its administrator, transfer agent, custodian, or sub-advisor, as applicable, can also subject the Fund to many of the same risks associated with direct cyber security breaches. Although the Fund has established risk management systems designed to reduce the risks associated with cyber security, there is no guarantee that such efforts will succeed, especially because the Fund does not directly control the cyber security systems of issuers or third-party service providers.

**DEPOSITARY RECEIPTS RISK.** Depositary receipts may be less liquid than the underlying shares in their primary trading market. Any distributions paid to the holders of depositary receipts are usually subject to a fee charged by the depositary. Holders of depositary receipts may have limited voting rights, and investment restrictions in certain countries may adversely impact the value of depositary receipts because such restrictions may limit the ability to convert the equity shares into depositary receipts and vice versa. Such restrictions may cause the equity shares of the underlying issuer to trade at a discount or premium to the market price of the depositary receipts.

**EMERGING MARKETS RISK.** Investments in securities issued by governments and companies operating in emerging market countries involve additional risks relating to political, economic, or regulatory conditions not associated with investments in securities and instruments issued by U.S. companies or by companies operating in other developed market countries. Investments in emerging markets securities are generally considered speculative in nature and are subject to the following heightened risks: smaller market capitalization of securities markets which may suffer periods of relative illiquidity; significant price volatility; restrictions on foreign investment; possible repatriation of investment income and capital; rapid inflation; and currency convertibility issues. Emerging market countries also often have less uniformity in accounting and reporting requirements, unsettled securities laws, unreliable securities valuation and greater risk associated with custody of securities. Financial and other reporting by companies and government entities also may be less reliable in emerging market countries. Shareholder claims that are available in the U.S., as well as regulatory oversight and authority that is common in the U.S., including for claims based on fraud, may be difficult or impossible for shareholders of securities in emerging market countries or for U.S. authorities to pursue. For funds that track an index, the index may not weight the securities in emerging market countries on the basis of investor protection limitations, financial reporting quality or available oversight mechanisms. Furthermore, investors may be required to register the proceeds of sales and future economic or political crises could lead to price controls, forced mergers, expropriation or confiscatory taxation, seizure, nationalization or creation of government monopolies.

**EQUITY SECURITIES RISK.** The value of the Fund's shares will fluctuate with changes in the value of the equity securities in which it invests. Equity securities prices fluctuate for several reasons, including changes in investors' perceptions of the financial condition of an issuer or the general condition of the relevant equity market, such as market volatility, or when political or economic events affecting an issuer occur. Common stock prices may be particularly sensitive to rising interest rates, as the cost of capital rises and borrowing costs increase. Equity securities may decline significantly in price over short or extended periods of time, and such declines may occur in the equity market as a whole, or they may occur in only a particular country, company, industry or sector of the market.

**EUROPE RISK.** The Fund is subject to certain risks specifically associated with investments in the securities of European issuers. Political or economic disruptions in European countries, even in countries in which the Fund is not invested, may adversely affect security values and thus the Fund's holdings. A significant number of countries in Europe are member states in the European Union (the "EU"), and the member states no longer control their own monetary policies by directing independent interest rates for their currencies. In these member states, the authority to direct monetary policies, including money supply and official interest rates for the Euro, is exercised by the European Central Bank. In a 2016 referendum, the United Kingdom elected to withdraw from the EU ("Brexit"). As the second largest economy among EU members, the implications of the United Kingdom's withdrawal are difficult to gauge and cannot be fully known. Its departure may negatively impact the EU and Europe as a whole by causing volatility within the EU, triggering prolonged economic downturns in certain European countries or sparking additional member states to contemplate departing the EU (thereby perpetuating political instability in the region).

**INDEX CONSTITUENT RISK.** The Fund may be a constituent of one or more indices. As a result, the Fund may be included in one or more index-tracking exchange-traded funds or mutual funds. Being a component security of such a vehicle could greatly affect the trading activity involving the Fund's shares, the size of the Fund and the market volatility of the Fund. Inclusion in an index could increase demand for the Fund and removal from an index could result in outsized selling activity in a relatively short period of time. As a result, the Fund's net asset value could be negatively impacted and the Fund's market price may be below the Fund's net asset value during certain periods. In addition, index rebalances may potentially result in increased trading activity in the Fund's shares.

**INDEX PROVIDER RISK.** There is no assurance that the Index Provider, or any agents that act on its behalf, will compile the Index accurately, or that the Index will be determined, maintained, constructed, reconstituted, rebalanced, composed, calculated or disseminated accurately. The Index Provider and its agents do not provide any representation or warranty in relation to the quality, accuracy or completeness of data in the Index, and do not guarantee that the Index will be calculated in accordance with its stated methodology. The Advisor's mandate as described in this prospectus is to manage the Fund consistently with the Index provided by the Index Provider. The Advisor relies upon the Index provider and its agents to accurately compile, maintain, construct, reconstitute, rebalance, compose, calculate and disseminate the Index accurately. Therefore, losses or costs associated with any Index Provider or agent errors generally will be borne by the Fund and its shareholders. To correct any such error, the Index Provider or its agents may carry out an unscheduled rebalance of the Index or other modification of Index constituents or weightings. When the Fund in turn rebalances its portfolio, any transaction costs and market exposure arising from such portfolio rebalancing will be borne by the Fund and its shareholders. Unscheduled rebalances also expose the Fund to additional tracking error risk. Errors in respect of the quality, accuracy and completeness of the data used to compile the Index may occur from time to time and may not be identified and corrected by the Index Provider for a period of time or at all, particularly where the Index is less commonly used as a benchmark by funds or advisors. For example, during a period where the Index contains incorrect constituents, the Fund tracking the Index would have market exposure to such constituents and would be underexposed to the Index's other constituents. Such errors may negatively impact the Fund and its shareholders. The Index Provider and its agents rely on various sources of information to assess the criteria of issuers included in the Index, including information that may be based on assumptions and estimates. Neither the Fund nor the Advisor can offer assurances that the Index's calculation methodology or sources of information will provide an accurate assessment of included issuers. Unusual market conditions may cause the Index Provider to postpone a scheduled rebalance, which could cause the Index to vary from its normal or expected composition. The postponement of a scheduled rebalance in a time of market volatility could mean that constituents that would otherwise be removed at rebalance due to changes in market capitalizations, issuer credit ratings, or other reasons may remain, causing the performance and constituents of the Index to vary from those expected under normal conditions. Apart from scheduled rebalances, the Index Provider or its agents may carry out additional ad hoc rebalances to the Index due to unusual market conditions or in order, for example, to correct an error in the selection of index constituents.

**JAPAN RISK.** The Fund is subject to certain risks specifically associated with investments in the securities of Japanese issuers. The Japanese economy may be subject to considerable degrees of economic, political and social instability, which could have a negative impact on Japanese securities. Japan's economy is characterized by government intervention and protectionism, reliance on oil imports, an unstable financial services sector and relatively high unemployment. Since 2000, Japan has experienced relatively low economic growth, and it may remain low in the future. Its economy is heavily dependent on international trade and has been adversely affected by trade tariffs and competition from emerging economies. As such, economic growth is heavily dependent on continued growth in international trade, relatively low commodities prices, government support of the financial services sector and other government policies. Any changes or trends in these economic factors could have a significant impact on Japanese markets overall and may negatively affect the Fund's investments. Japan's economy and equity market also share a strong correlation with U.S. markets and the Japanese economy may be affected by economic problems in the U.S. Despite a strengthening in the economic relationship between Japan and China, the countries'

political relationship has at times been strained. Should political tension increase, it could adversely affect the economy and destabilize the region as a whole. Additionally, escalated tensions involving North Korea and any outbreak of hostilities involving North Korea could have a severe adverse effect on Japan's economy. Japan's geography also subjects it to an increased risk of natural disasters, such as earthquakes, volcanic eruptions, typhoons and tsunamis, all of which could negatively impact the Fund's investments.

**MARKET MAKER RISK.** The Fund faces numerous market trading risks, including the potential lack of an active market for Fund shares due to a limited number of market makers. Decisions by market makers or authorized participants to reduce their role or step away from these activities in times of market stress could inhibit the effectiveness of the arbitrage process in maintaining the relationship between the underlying values of the Fund's portfolio securities and the Fund's market price. The Fund may rely on a small number of third-party market makers to provide a market for the purchase and sale of shares. Any trading halt or other problem relating to the trading activity of these market makers could result in a dramatic change in the spread between the Fund's net asset value and the price at which the Fund's shares are trading on the Exchange, which could result in a decrease in value of the Fund's shares. This reduced effectiveness could result in Fund shares trading at a discount to net asset value and also in greater than normal intraday bid-ask spreads for Fund shares.

**MARKET RISK.** Market risk is the risk that a particular security, or shares of the Fund in general, may fall in value. Securities are subject to market fluctuations caused by such factors as economic, political, regulatory or market developments, changes in interest rates and perceived trends in securities prices. Shares of the Fund could decline in value or underperform other investments. In addition, local, regional or global events such as war, acts of terrorism, spread of infectious diseases or other public health issues, recessions, or other events could have a significant negative impact on the Fund and its investments. For example, the coronavirus disease 2019 (COVID-19) global pandemic and the aggressive responses taken by many governments, including closing borders, restricting international and domestic travel, and the imposition of prolonged quarantines or similar restrictions, has had negative impacts, and in many cases severe impacts, on markets worldwide. Additionally, the COVID-19 pandemic has caused prolonged disruptions to the normal business operations of companies around the world and the impact of such disruptions is hard to predict. Such events may affect certain geographic regions, countries, sectors and industries more significantly than others. Such events could adversely affect the prices and liquidity of the Fund's portfolio securities or other instruments and could result in disruptions in the trading markets. Any of such circumstances could have a materially negative impact on the value of the Fund's shares and result in increased market volatility. During any such events, the Fund's shares may trade at increased premiums or discounts to their net asset value.

**NON-CORRELATION RISK.** The Fund's return may not match the return of the Index for a number of reasons. The Fund incurs operating expenses not applicable to the Index, and may incur costs in buying and selling securities, especially when rebalancing the Fund's portfolio holdings to reflect changes in the composition of the Index. In addition, the Fund's portfolio holdings may not exactly replicate the securities included in the Index or the ratios between the securities included in the Index.

**NON-DIVERSIFICATION RISK.** The Fund is classified as "non-diversified" under the 1940 Act. As a result, the Fund is only limited as to the percentage of its assets which may be invested in the securities of any one issuer by the diversification requirements imposed by the Internal Revenue Code of 1986, as amended. The Fund may invest a relatively high percentage of its assets in a limited number of issuers. As a result, the Fund may be more susceptible to a single adverse economic or regulatory occurrence affecting one or more of these issuers, experience increased volatility and be highly invested in certain issuers.

**NON-U.S. SECURITIES RISK.** Non-U.S. securities are subject to higher volatility than securities of domestic issuers due to possible adverse political, social or economic developments, restrictions on foreign investment or exchange of securities, capital controls, lack of liquidity, currency exchange rates, excessive taxation, government seizure of assets, the imposition of sanctions by foreign governments, different legal or accounting standards, and less government supervision and regulation of securities exchanges in foreign countries.

**PASSIVE INVESTMENT RISK.** The Fund is not actively managed. The Fund invests in securities included in or representative of the Index regardless of investment merit. The Fund generally will not attempt to take defensive positions in declining markets. In the event that the Index is no longer calculated, the Index license is terminated or the identity or character of the Index is materially changed, the Fund will seek to engage a replacement index.

**PORTFOLIO TURNOVER RISK.** High portfolio turnover may result in the Fund paying higher levels of transaction costs and may generate greater tax liabilities for shareholders. Portfolio turnover risk may cause the Fund's performance to be less than expected.

## First Trust NASDAQ Global Auto Index Fund (CARZ)

**PREMIUM/DISCOUNT RISK.** The market price of the Fund's shares will generally fluctuate in accordance with changes in the Fund's net asset value as well as the relative supply of and demand for shares on the Exchange. The Fund's investment advisor cannot predict whether shares will trade below, at or above their net asset value because the shares trade on the Exchange at market prices and not at net asset value. Price differences may be due, in large part, to the fact that supply and demand forces at work in the secondary trading market for shares will be closely related, but not identical, to the same forces influencing the prices of the holdings of the Fund trading individually or in the aggregate at any point in time. However, given that shares can only be purchased and redeemed in Creation Units, and only to and from broker-dealers and large institutional investors that have entered into participation agreements (unlike shares of closed-end funds, which frequently trade at appreciable discounts from, and sometimes at premiums to, their net asset value), the Fund's investment advisor believes that large discounts or premiums to the net asset value of shares should not be sustained. During stressed market conditions, the market for the Fund's shares may become less liquid in response to deteriorating liquidity in the market for the Fund's underlying portfolio holdings, which could in turn lead to differences between the market price of the Fund's shares and their net asset value.

**SIGNIFICANT EXPOSURE RISK.** To the extent that the Fund invests a large percentage of its assets in a single asset class or the securities of issuers within the same country, state, region, industry or sector, an adverse economic, business or political development may affect the value of the Fund's investments more than if the Fund were more broadly diversified. A significant exposure makes the Fund more susceptible to any single occurrence and may subject the Fund to greater market risk than a fund that is more broadly diversified.

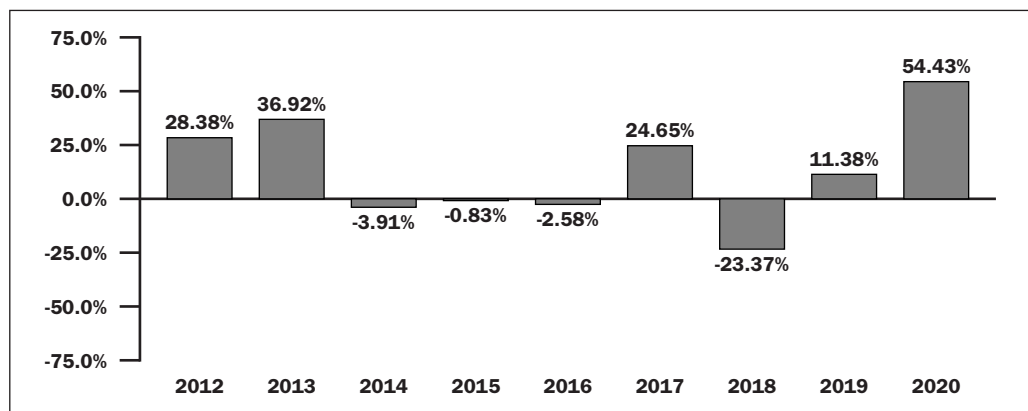
**SMALLER COMPANIES RISK.** Small and/or mid capitalization companies may be more vulnerable to adverse general market or economic developments, and their securities may be less liquid and may experience greater price volatility than larger, more established companies as a result of several factors, including limited trading volumes, fewer products or financial resources, management inexperience and less publicly available information. Accordingly, such companies are generally subject to greater market risk than larger, more established companies.

**TRADING ISSUES RISK.** Trading in Fund shares on the Exchange may be halted due to market conditions or for reasons that, in the view of the Exchange, make trading in shares inadvisable. In addition, trading in Fund shares on the Exchange is subject to trading halts caused by extraordinary market volatility pursuant to the Exchange's "circuit breaker" rules. There can be no assurance that the requirements of the Exchange necessary to maintain the listing of the Fund will continue to be met or will remain unchanged. The Fund may have difficulty maintaining its listing on the Exchange in the event the Fund's assets are small, the Fund does not have enough shareholders, or if the Fund is unable to proceed with creation and/or redemption orders.

### Annual Total Return

The bar chart and table below illustrate the annual calendar year returns of the Fund based on net asset value as well as the average annual Fund and Index returns. The bar chart and table provide an indication of the risks of investing in the Fund by showing changes in the Fund's performance from year-to-year and by showing how the Fund's average annual total returns based on net asset value compared to those of the Index and a broad-based market index. See "Total Return Information" for additional performance information regarding the Fund. The Fund's performance information is accessible on the Fund's website at [www.ftportfolios.com](http://www.ftportfolios.com).

### First Trust NASDAQ Global Auto Index Fund Calendar Year Total Returns as of 12/31





## First Trust NASDAQ Global Auto Index Fund (CARZ)

During the periods shown in the chart above:

Best Quarter		Worst Quarter	
33.75%	December 31, 2020	-29.36%	March 31, 2020

The Fund's past performance (before and after taxes) is not necessarily an indication of how the Fund will perform in the future.

Returns before taxes do not reflect the effects of any income or capital gains taxes. All after-tax returns are calculated using the historical highest individual federal marginal income tax rates and do not reflect the impact of any state or local tax. Returns after taxes on distributions reflect the taxed return on the payment of dividends and capital gains. Returns after taxes on distributions and sale of shares assume you sold your shares at period end, and, therefore, are also adjusted for any capital gains or losses incurred. Returns for the market indices do not include expenses, which are deducted from Fund returns, or taxes.

Your own actual after-tax returns will depend on your specific tax situation and may differ from what is shown here. After-tax returns are not relevant to investors who hold Fund shares in tax-deferred accounts such as individual retirement accounts (IRAs) or employee-sponsored retirement plans.

### Average Annual Total Returns for the Periods Ended December 31, 2020

	1 Year	5 Years	Since Inception	Inception Date
Return Before Taxes	54.43%	9.86%	7.75%	5/9/2011
Return After Taxes on Distributions	53.93%	8.81%	6.98%	
Return After Taxes on Distributions and Sale of Shares	32.16%	7.20%	5.82%	
NASDAQ Global Auto Index <sup>SM</sup> (reflects no deduction for fees, expenses or taxes)	56.24%	10.69%	8.77%	
MSCI World Index (reflects no deduction for fees, expenses or taxes)	15.90%	12.19%	9.51%	

### Management

#### **Investment Advisor**

First Trust Advisors L.P. ("First Trust" or the "Advisor")

#### **Portfolio Managers**

The Fund's portfolio is managed by a team (the "Investment Committee") consisting of:

- Daniel J. Lindquist, Chairman of the Investment Committee and Managing Director of First Trust
- Jon C. Erickson, Senior Vice President of First Trust
- David G. McGarel, Chief Investment Officer, Chief Operating Officer and Managing Director of First Trust
- Roger F. Testin, Senior Vice President of First Trust
- Stan Ueland, Senior Vice President of First Trust
- Chris A. Peterson, Senior Vice President of First Trust
- Erik Russo, Vice President of First Trust

The Investment Committee members are primarily and jointly responsible for the day-to-day management of the Fund. Each Investment Committee member has served as a part of the portfolio management team of the Fund since 2011, except for Chris A. Peterson, who has served as a part of the portfolio management team of the Fund since 2016, and Erik Russo, who has served as a part of the portfolio management team of the Fund since 2020.

### Purchase and Sale of Fund Shares

The Fund issues and redeems shares on a continuous basis, at net asset value, only in large blocks of shares called "Creation Units." Individual shares of the Fund may only be purchased and sold on the secondary market through a broker-dealer. Since shares of the Fund trade on securities exchanges in the secondary market at their market price rather than their net asset

## First Trust NASDAQ Global Auto Index Fund (CARZ)

value, the Fund's shares may trade at a price greater than (premium) or less than (discount) the Fund's net asset value. An investor may incur costs attributable to the difference between the highest price a buyer is willing to pay to purchase shares of the Fund (bid) and the lowest price a seller is willing to accept for shares of the Fund (ask) when buying or selling shares in the secondary market (the "bid-ask spread"). Recent information, including the Fund's net asset value, market price, premiums and discounts, and bid-ask spreads, is available online at <https://www.ftportfolios.com/Retail/etf/home.aspx>.

### **Tax Information**

The Fund's distributions are taxable and will generally be taxed as ordinary income or capital gains. Distributions on shares held in a tax-deferred account, while not immediately taxable, will be subject to tax when the shares are no longer held in a tax-deferred account.

### **Payments to Broker-Dealers and Other Financial Intermediaries**

If you purchase shares of the Fund through a broker-dealer or other financial intermediary (such as a bank), First Trust and First Trust Portfolios L.P., the Fund's distributor, may pay the intermediary for the sale of Fund shares and related services. These payments may create a conflict of interest by influencing the broker-dealer or other intermediary and your salesperson to recommend the Fund over another investment. Ask your salesperson or visit your financial intermediary's website for more information.

## SUMMARY INFORMATION

### First Trust STOXX® European Select Dividend Index Fund (FDD)

#### Investment Objective

The First Trust STOXX® European Select Dividend Index Fund (the “Fund”) seeks investment results that correspond generally to the price and yield (before the Fund’s fees and expenses) of an equity index called the STOXX® Europe Select Dividend 30 Index (the “Index”).

#### Fees and Expenses of the Fund

The following table describes the fees and expenses you may pay if you buy, hold and sell shares of the Fund. Investors may pay other fees, such as brokerage commissions and other fees to financial intermediaries, which are not reflected in the table and example below.

#### Shareholder Fees

(fees paid directly from your investment)

Maximum Sales Charge (Load) Imposed on Purchases (as a percentage of offering price)	None
--	------

#### Annual Fund Operating Expenses

(expenses that you pay each year as a percentage of the value of your investment)

Management Fees	0.40%
Distribution and Service (12b-1) Fees	0.00%
Other Expenses	0.17%
<b>Total Annual Fund Operating Expenses</b>	<b>0.57%</b>
Fee Waiver and Expense Reimbursement <sup>(1)</sup>	0.00%
<b>Net Annual Fund Operating Expenses</b>	<b>0.57%</b>

(1) First Trust Advisors L.P., the Fund’s investment advisor, has agreed to waive fees and/or reimburse Fund expenses to the extent that the operating expenses of the Fund (excluding interest expense, brokerage commissions and other trading expenses, taxes and extraordinary expenses) exceed 0.60% of its average daily net assets per year (the “Expense Cap”) at least through January 31, 2022. Expenses reimbursed and fees waived under such agreement are subject to recovery by the Fund’s investment advisor for up to three years from the date the fee was waived or expense was incurred, but no reimbursement payment will be made by the Fund if it results in the Fund exceeding (i) the applicable expense limitation in place for the most recent fiscal year for which such expense limitation was in place, (ii) the applicable expense limitation in place at the time the fees were waived, or (iii) the current expense limitation. The agreement may be terminated by the Trust, on behalf of the Fund, at any time and by the Fund’s investment advisor only after January 31, 2022 upon 60 days’ written notice.

#### Example

The example below is intended to help you compare the cost of investing in the Fund with the cost of investing in other funds. This example does not take into account customary brokerage commissions that you pay when purchasing or selling shares of the Fund in the secondary market.

The example assumes that you invest \$10,000 in the Fund for the time periods indicated. The example also assumes that your investment has a 5% return each year and that the Fund’s operating expenses remain at current levels. The example assumes that the Fund’s investment advisor’s agreement to waive fees and/or pay the Fund’s expenses to the extent necessary to prevent the operating expenses of the Fund (excluding interest expense, brokerage commissions and other trading expenses, taxes, and extraordinary expenses) from exceeding 0.60% of average daily net assets per year will be terminated following January 31, 2022. Although your actual costs may be higher or lower, based on these assumptions your costs would be:

1 Year	3 Years	5 Years	10 Years
\$58	\$183	\$318	\$714

#### Portfolio Turnover

The Fund pays transaction costs, such as commissions, when it buys and sells securities (or “turns over” its portfolio). A higher portfolio turnover rate may indicate higher transaction costs and may result in higher taxes when Fund shares are held in a

taxable account. These costs, which are not reflected in annual fund operating expenses or in the example, affect the Fund's performance. During the most recent fiscal year, the Fund's portfolio turnover rate was 98% of the average value of its portfolio.

### Principal Investment Strategies

The Fund will normally invest at least 90% of its net assets (including investment borrowings) in the common stocks and depositary receipts that comprise the Index. The Fund, using an indexing investment approach, attempts to replicate, before fees and expenses, the performance of the Index. The Index is compiled and maintained by STOXX Limited (the "Index Provider"). The Index Provider constantly monitors the execution of the Index calculation rules in order to ensure the validity of the Index methodology. The Index Provider also conducts general methodology reviews on a period and ad-hoc basis to reflect economic and political changes and developments in the investment industry. As a result of these activities, the Index Provider introduces changes to the Index methodology.

The Index consists of 30 high dividend-yielding securities selected from the STOXX® Europe 600 Index (the "Base Index"). The Base Index is designed to provide broad representation of small, mid and large capitalization European companies, including companies from Austria, Belgium, Czech Republic, Denmark, Finland, France, Germany, Greece, Ireland, Italy, Luxembourg, the Netherlands, Norway, Portugal, Spain, Sweden, Switzerland and the United Kingdom. Only dividend-paying companies in the Base Index (including secondary lines of equity capital in those companies) are considered for inclusion in the Index. In addition, a security must be issued by a company with a non-negative five-year dividend-per-share growth rate and a dividend-to-earnings ratio of 60% or less.

Each eligible company is assigned an "outperformance factor" score which is calculated by dividing the company's net dividend yield by the net dividend yield of an index that measures the performance of companies from the eligible company's country. Initially, the securities with the 30 best scores are included in the Index and weighted according to their net dividend yield. An existing Index component is not removed so long as its score places it within the top 60 of eligible companies. In the event a company is removed from the Index, the highest ranked non-component companies are added to the Index until the component count is 30. Security weights are capped at 15%.

The Index is reconstituted and rebalanced annually and the Fund will make corresponding changes to its portfolio shortly after the Index changes are made public. The Fund will be concentrated in an industry or a group of industries to the extent that the Index is so concentrated. As of December 31, 2020, the Fund had significant investments in financial companies, German issuers and European issuers, although this may change from time to time. To the extent the Fund invests a significant portion of its assets in a given jurisdiction or investment sector, the Fund may be exposed to the risks associated with that jurisdiction or investment sector.

### Principal Risks

You could lose money by investing in the Fund. An investment in the Fund is not a deposit of a bank and is not insured or guaranteed by the Federal Deposit Insurance Corporation or any other governmental agency. There can be no assurance that the Fund's investment objective will be achieved. The order of the below risk factors does not indicate the significance of any particular risk factor.

**AUTHORIZED PARTICIPANT CONCENTRATION RISK.** Only an authorized participant may engage in creation or redemption transactions directly with the Fund. A limited number of institutions act as authorized participants for the Fund. To the extent that these institutions exit the business or are unable to proceed with creation and/or redemption orders and no other authorized participant steps forward to create or redeem, the Fund's shares may trade at a premium or discount to the Fund's net asset value and possibly face delisting.

**CURRENCY RISK.** Changes in currency exchange rates affect the value of investments denominated in a foreign currency, and therefore the value of such investments in the Fund's portfolio. The Fund's net asset value could decline if a currency to which the Fund has exposure depreciates against the U.S. dollar or if there are delays or limits on repatriation of such currency. Currency exchange rates can be very volatile and can change quickly and unpredictably. As a result, the value of an investment in the Fund may change quickly and without warning.

**CYBER SECURITY RISK.** The Fund is susceptible to operational risks through breaches in cyber security. A breach in cyber security refers to both intentional and unintentional events that may cause the Fund to lose proprietary information, suffer data corruption or lose operational capacity. Such events could cause the Fund to incur regulatory penalties, reputational damage, additional compliance costs associated with corrective measures and/or financial loss. Cyber security breaches may involve unauthorized access to the Fund's digital information systems through "hacking" or malicious software coding but

may also result from outside attacks such as denial-of-service attacks through efforts to make network services unavailable to intended users. In addition, cyber security breaches of the issuers of securities in which the Fund invests or the Fund's third-party service providers, such as its administrator, transfer agent, custodian, or sub-advisor, as applicable, can also subject the Fund to many of the same risks associated with direct cyber security breaches. Although the Fund has established risk management systems designed to reduce the risks associated with cyber security, there is no guarantee that such efforts will succeed, especially because the Fund does not directly control the cyber security systems of issuers or third-party service providers.

**DEPOSITARY RECEIPTS RISK.** Depositary receipts may be less liquid than the underlying shares in their primary trading market. Any distributions paid to the holders of depositary receipts are usually subject to a fee charged by the depositary. Holders of depositary receipts may have limited voting rights, and investment restrictions in certain countries may adversely impact the value of depositary receipts because such restrictions may limit the ability to convert the equity shares into depositary receipts and vice versa. Such restrictions may cause the equity shares of the underlying issuer to trade at a discount or premium to the market price of the depositary receipts.

**DIVIDENDS RISK.** The Fund's investment in dividend-paying securities could cause the Fund to underperform similar funds that invest without consideration of an issuer's track record of paying dividends. Companies that issue dividend-paying securities are not required to continue to pay dividends on such securities. Therefore, there is the possibility that such companies could reduce or eliminate the payment of dividends in the future, which could negatively affect the Fund's performance.

**EQUITY SECURITIES RISK.** The value of the Fund's shares will fluctuate with changes in the value of the equity securities in which it invests. Equity securities prices fluctuate for several reasons, including changes in investors' perceptions of the financial condition of an issuer or the general condition of the relevant equity market, such as market volatility, or when political or economic events affecting an issuer occur. Common stock prices may be particularly sensitive to rising interest rates, as the cost of capital rises and borrowing costs increase. Equity securities may decline significantly in price over short or extended periods of time, and such declines may occur in the equity market as a whole, or they may occur in only a particular country, company, industry or sector of the market.

**EUROPE RISK.** The Fund is subject to certain risks specifically associated with investments in the securities of European issuers. Political or economic disruptions in European countries, even in countries in which the Fund is not invested, may adversely affect security values and thus the Fund's holdings. A significant number of countries in Europe are member states in the European Union (the "EU"), and the member states no longer control their own monetary policies by directing independent interest rates for their currencies. In these member states, the authority to direct monetary policies, including money supply and official interest rates for the Euro, is exercised by the European Central Bank. In a 2016 referendum, the United Kingdom elected to withdraw from the EU ("Brexit"). As the second largest economy among EU members, the implications of the United Kingdom's withdrawal are difficult to gauge and cannot be fully known. Its departure may negatively impact the EU and Europe as a whole by causing volatility within the EU, triggering prolonged economic downturns in certain European countries or sparking additional member states to contemplate departing the EU (thereby perpetuating political instability in the region).

**FINANCIAL COMPANIES RISK.** Financial companies, such as retail and commercial banks, insurance companies and financial services companies, are especially subject to the adverse effects of economic recession, currency exchange rates, extensive government regulation, decreases in the availability of capital, volatile interest rates, portfolio concentrations in geographic markets, industries or products (such as commercial and residential real estate loans), competition from new entrants and blurred distinctions in their fields of business.

**GERMANY RISK.** The Fund is subject to certain risks specifically associated with investments in the securities of German issuers. The German economy is dependent to a significant extent on the economies of certain key trading partners, including the United States, France, Italy and other European countries. Reduction in spending on German products and services, or changes in any of the economies may have an adverse impact on the German economy. In addition, heavy regulation of labor and product markets in Germany may have an adverse effect on German issuers. Such regulations may negatively impact economic growth or cause prolonged periods of recession. Concerns regarding the economic health of the EU have led to tremendous downward pressure on certain financial institutions, including German financial services companies. Secessionist movements, such as the Catalan movement in Spain, may have an adverse effect on the German economy.

**INDEX CONSTITUENT RISK.** The Fund may be a constituent of one or more indices. As a result, the Fund may be included in one or more index-tracking exchange-traded funds or mutual funds. Being a component security of such a vehicle could greatly affect the trading activity involving the Fund's shares, the size of the Fund and the market volatility of the Fund. Inclusion in an index could increase demand for the Fund and removal from an index could result in outsized selling activity in a relatively

short period of time. As a result, the Fund's net asset value could be negatively impacted and the Fund's market price may be below the Fund's net asset value during certain periods. In addition, index rebalances may potentially result in increased trading activity in the Fund's shares.

**INDEX PROVIDER RISK.** There is no assurance that the Index Provider, or any agents that act on its behalf, will compile the Index accurately, or that the Index will be determined, maintained, constructed, reconstituted, rebalanced, composed, calculated or disseminated accurately. The Index Provider and its agents do not provide any representation or warranty in relation to the quality, accuracy or completeness of data in the Index, and do not guarantee that the Index will be calculated in accordance with its stated methodology. The Advisor's mandate as described in this prospectus is to manage the Fund consistently with the Index provided by the Index Provider. The Advisor relies upon the Index provider and its agents to accurately compile, maintain, construct, reconstitute, rebalance, compose, calculate and disseminate the Index accurately. Therefore, losses or costs associated with any Index Provider or agent errors generally will be borne by the Fund and its shareholders. To correct any such error, the Index Provider or its agents may carry out an unscheduled rebalance of the Index or other modification of Index constituents or weightings. When the Fund in turn rebalances its portfolio, any transaction costs and market exposure arising from such portfolio rebalancing will be borne by the Fund and its shareholders. Unscheduled rebalances also expose the Fund to additional tracking error risk. Errors in respect of the quality, accuracy and completeness of the data used to compile the Index may occur from time to time and may not be identified and corrected by the Index Provider for a period of time or at all, particularly where the Index is less commonly used as a benchmark by funds or advisors. For example, during a period where the Index contains incorrect constituents, the Fund tracking the Index would have market exposure to such constituents and would be underexposed to the Index's other constituents. Such errors may negatively impact the Fund and its shareholders. The Index Provider and its agents rely on various sources of information to assess the criteria of issuers included in the Index, including information that may be based on assumptions and estimates. Neither the Fund nor the Advisor can offer assurances that the Index's calculation methodology or sources of information will provide an accurate assessment of included issuers. Unusual market conditions may cause the Index Provider to postpone a scheduled rebalance, which could cause the Index to vary from its normal or expected composition. The postponement of a scheduled rebalance in a time of market volatility could mean that constituents that would otherwise be removed at rebalance due to changes in market capitalizations, issuer credit ratings, or other reasons may remain, causing the performance and constituents of the Index to vary from those expected under normal conditions. Apart from scheduled rebalances, the Index Provider or its agents may carry out additional ad hoc rebalances to the Index due to unusual market conditions or in order, for example, to correct an error in the selection of index constituents.

**INFLATION RISK.** Inflation risk is the risk that the value of assets or income from investments will be less in the future as inflation decreases the value of money. As inflation increases, the present value of the Fund's assets and distributions may decline.

**MARKET MAKER RISK.** The Fund faces numerous market trading risks, including the potential lack of an active market for Fund shares due to a limited number of market makers. Decisions by market makers or authorized participants to reduce their role or step away from these activities in times of market stress could inhibit the effectiveness of the arbitrage process in maintaining the relationship between the underlying values of the Fund's portfolio securities and the Fund's market price. The Fund may rely on a small number of third-party market makers to provide a market for the purchase and sale of shares. Any trading halt or other problem relating to the trading activity of these market makers could result in a dramatic change in the spread between the Fund's net asset value and the price at which the Fund's shares are trading on the Exchange, which could result in a decrease in value of the Fund's shares. This reduced effectiveness could result in Fund shares trading at a discount to net asset value and also in greater than normal intraday bid-ask spreads for Fund shares.

**MARKET RISK.** Market risk is the risk that a particular security, or shares of the Fund in general, may fall in value. Securities are subject to market fluctuations caused by such factors as economic, political, regulatory or market developments, changes in interest rates and perceived trends in securities prices. Shares of the Fund could decline in value or underperform other investments. In addition, local, regional or global events such as war, acts of terrorism, spread of infectious diseases or other public health issues, recessions, or other events could have a significant negative impact on the Fund and its investments. For example, the coronavirus disease 2019 (COVID-19) global pandemic and the aggressive responses taken by many governments, including closing borders, restricting international and domestic travel, and the imposition of prolonged quarantines or similar restrictions, has had negative impacts, and in many cases severe impacts, on markets worldwide. Additionally, the COVID-19 pandemic has caused prolonged disruptions to the normal business operations of companies around the world and the impact of such disruptions is hard to predict. Such events may affect certain geographic regions, countries, sectors and industries more significantly than others. Such events could adversely affect the prices and liquidity of the Fund's portfolio securities or other instruments and could result in disruptions in the trading markets. Any of such circumstances

could have a materially negative impact on the value of the Fund's shares and result in increased market volatility. During any such events, the Fund's shares may trade at increased premiums or discounts to their net asset value.

**NON-CORRELATION RISK.** The Fund's return may not match the return of the Index for a number of reasons. The Fund incurs operating expenses not applicable to the Index, and may incur costs in buying and selling securities, especially when rebalancing the Fund's portfolio holdings to reflect changes in the composition of the Index. In addition, the Fund's portfolio holdings may not exactly replicate the securities included in the Index or the ratios between the securities included in the Index.

**NON-U.S. SECURITIES RISK.** Non-U.S. securities are subject to higher volatility than securities of domestic issuers due to possible adverse political, social or economic developments, restrictions on foreign investment or exchange of securities, capital controls, lack of liquidity, currency exchange rates, excessive taxation, government seizure of assets, the imposition of sanctions by foreign governments, different legal or accounting standards, and less government supervision and regulation of securities exchanges in foreign countries.

**PASSIVE INVESTMENT RISK.** The Fund is not actively managed. The Fund invests in securities included in or representative of the Index regardless of investment merit. The Fund generally will not attempt to take defensive positions in declining markets. In the event that the Index is no longer calculated, the Index license is terminated or the identity or character of the Index is materially changed, the Fund will seek to engage a replacement index.

**PREMIUM/DISCOUNT RISK.** The market price of the Fund's shares will generally fluctuate in accordance with changes in the Fund's net asset value as well as the relative supply of and demand for shares on the Exchange. The Fund's investment advisor cannot predict whether shares will trade below, at or above their net asset value because the shares trade on the Exchange at market prices and not at net asset value. Price differences may be due, in large part, to the fact that supply and demand forces at work in the secondary trading market for shares will be closely related, but not identical, to the same forces influencing the prices of the holdings of the Fund trading individually or in the aggregate at any point in time. However, given that shares can only be purchased and redeemed in Creation Units, and only to and from broker-dealers and large institutional investors that have entered into participation agreements (unlike shares of closed-end funds, which frequently trade at appreciable discounts from, and sometimes at premiums to, their net asset value), the Fund's investment advisor believes that large discounts or premiums to the net asset value of shares should not be sustained. During stressed market conditions, the market for the Fund's shares may become less liquid in response to deteriorating liquidity in the market for the Fund's underlying portfolio holdings, which could in turn lead to differences between the market price of the Fund's shares and their net asset value.

**SIGNIFICANT EXPOSURE RISK.** To the extent that the Fund invests a large percentage of its assets in a single asset class or the securities of issuers within the same country, state, region, industry or sector, an adverse economic, business or political development may affect the value of the Fund's investments more than if the Fund were more broadly diversified. A significant exposure makes the Fund more susceptible to any single occurrence and may subject the Fund to greater market risk than a fund that is more broadly diversified.

**SMALLER COMPANIES RISK.** Small and/or mid capitalization companies may be more vulnerable to adverse general market or economic developments, and their securities may be less liquid and may experience greater price volatility than larger, more established companies as a result of several factors, including limited trading volumes, fewer products or financial resources, management inexperience and less publicly available information. Accordingly, such companies are generally subject to greater market risk than larger, more established companies.

**TRADING ISSUES RISK.** Trading in Fund shares on the Exchange may be halted due to market conditions or for reasons that, in the view of the Exchange, make trading in shares inadvisable. In addition, trading in Fund shares on the Exchange is subject to trading halts caused by extraordinary market volatility pursuant to the Exchange's "circuit breaker" rules. There can be no assurance that the requirements of the Exchange necessary to maintain the listing of the Fund will continue to be met or will remain unchanged. The Fund may have difficulty maintaining its listing on the Exchange in the event the Fund's assets are small, the Fund does not have enough shareholders, or if the Fund is unable to proceed with creation and/or redemption orders.

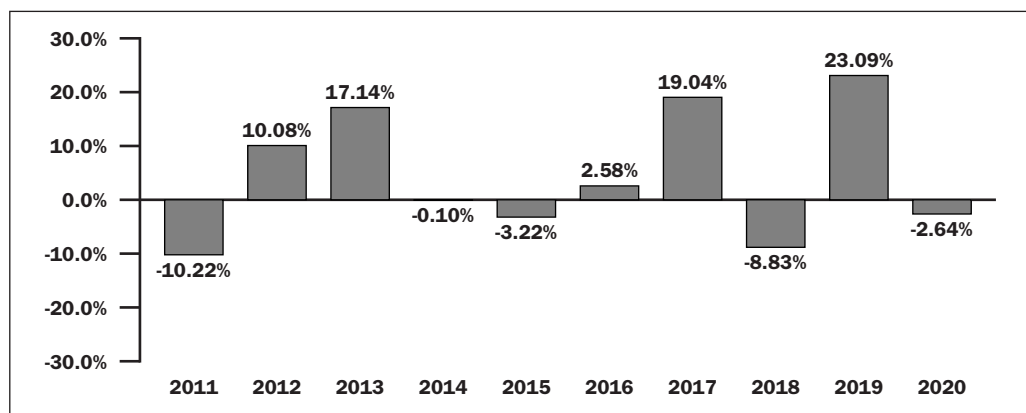
## Annual Total Return

The bar chart and table below illustrate the annual calendar year returns of the Fund based on net asset value as well as the average annual Fund and Index returns. The bar chart and table provide an indication of the risks of investing in the Fund by showing changes in the Fund's performance from year-to-year and by showing how the Fund's average annual total returns based on net asset value compared to those of the Index and two broad-based market indices. See "Total Return Information"

## First Trust STOXX® European Select Dividend Index Fund (FDD)

for additional performance information regarding the Fund. The Fund's performance information is accessible on the Fund's website at [www.ftportfolios.com](http://www.ftportfolios.com).

### First Trust STOXX® European Select Dividend Index Fund Calendar Year Total Returns as of 12/31



During the periods shown in the chart above:

Best Quarter		Worst Quarter	
27.32%	December 31, 2020	-31.20%	March 31, 2020

The Fund's past performance (before and after taxes) is not necessarily an indication of how the Fund will perform in the future.

Returns before taxes do not reflect the effects of any income or capital gains taxes. All after-tax returns are calculated using the historical highest individual federal marginal income tax rates and do not reflect the impact of any state or local tax. Returns after taxes on distributions reflect the taxed return on the payment of dividends and capital gains. Returns after taxes on distributions and sale of shares assume you sold your shares at period end, and, therefore, are also adjusted for any capital gains or losses incurred. Returns for the market indices do not include expenses, which are deducted from Fund returns, or taxes.

Your own actual after-tax returns will depend on your specific tax situation and may differ from what is shown here. After-tax returns are not relevant to investors who hold Fund shares in tax-deferred accounts such as individual retirement accounts (IRAs) or employee-sponsored retirement plans.

### Average Annual Total Returns for the Periods Ended December 31, 2020

	1 Year	5 Years	10 Years	Since Inception	Inception Date
Return Before Taxes	-2.64%	5.94%	4.09%	-1.65%	8/27/2007
Return After Taxes on Distributions	-4.52%	4.00%	2.23%	-3.39%	
Return After Taxes on Distributions and Sale of Shares	-1.78%	3.67%	2.29%	-1.98%	
STOXX® Europe Select Dividend 30 Index (reflects no deduction for fees, expenses or taxes)	-1.71%	6.33%	4.44%	-1.19%	
STOXX® Europe 600 Index (reflects no deduction for fees, expenses or taxes)	6.83%	7.04%	5.72%	2.58%	
MSCI Europe Index (reflects no deduction for fees, expenses or taxes)	5.38%	6.78%	5.32%	2.24%	



## Management

### **Investment Advisor**

First Trust Advisors L.P. (“*First Trust*” or the “*Advisor*”)

### **Portfolio Managers**

The Fund’s portfolio is managed by a team (the “*Investment Committee*”) consisting of:

- Daniel J. Lindquist, Chairman of the Investment Committee and Managing Director of First Trust
- Jon C. Erickson, Senior Vice President of First Trust
- David G. McGarel, Chief Investment Officer, Chief Operating Officer and Managing Director of First Trust
- Roger F. Testin, Senior Vice President of First Trust
- Stan Ueland, Senior Vice President of First Trust
- Chris A. Peterson, Senior Vice President of First Trust
- Erik Russo, Vice President of First Trust

The Investment Committee members are primarily and jointly responsible for the day-to-day management of the Fund. Each Investment Committee member has served as a part of the portfolio management team of the Fund since 2007, except for Chris A. Peterson, who has served as a part of the portfolio management team of the Fund since 2016, and Erik Russo, who has served as a part of the portfolio management team of the Fund since 2020.

## Purchase and Sale of Fund Shares

The Fund issues and redeems shares on a continuous basis, at net asset value, only in large blocks of shares called “Creation Units.” Individual shares of the Fund may only be purchased and sold on the secondary market through a broker-dealer. Since shares of the Fund trade on securities exchanges in the secondary market at their market price rather than their net asset value, the Fund’s shares may trade at a price greater than (premium) or less than (discount) the Fund’s net asset value. An investor may incur costs attributable to the difference between the highest price a buyer is willing to pay to purchase shares of the Fund (bid) and the lowest price a seller is willing to accept for shares of the Fund (ask) when buying or selling shares in the secondary market (the “bid-ask spread”). Recent information, including the Fund’s net asset value, market price, premiums and discounts, and bid-ask spreads, is available online at <https://www.ftportfolios.com/Retail/etf/home.aspx>.

## Tax Information

The Fund’s distributions are taxable and will generally be taxed as ordinary income or capital gains. Distributions on shares held in a tax-deferred account, while not immediately taxable, will be subject to tax when the shares are no longer held in a tax-deferred account.

## Payments to Broker-Dealers and Other Financial Intermediaries

If you purchase shares of the Fund through a broker-dealer or other financial intermediary (such as a bank), First Trust and First Trust Portfolios L.P., the Fund’s distributor, may pay the intermediary for the sale of Fund shares and related services. These payments may create a conflict of interest by influencing the broker-dealer or other intermediary and your salesperson to recommend the Fund over another investment. Ask your salesperson or visit your financial intermediary’s website for more information.

## **Additional Information on the Funds' Investment Objectives and Strategies**

Each Fund is a series of First Trust Exchange-Traded Fund II and is regulated as an "investment company" under the 1940 Act. Each Fund operates as an index fund and is not actively managed by First Trust. As such, each Fund's investment objective is to provide investment results that correspond generally to the price and yield (before the Fund's fees and expenses) of its Index. In seeking to achieve this objective, each Fund will normally invest at least 90% of its net assets (including investment borrowings) in the securities that comprise its Index.

FTSE International Limited serves as the index provider for the index tracked by the First Trust FTSE EPRA/NAREIT Developed Markets Real Estate Index Fund. Indxx, LLC serves as the index provider for the indices tracked by the First Trust Indxx Global Agriculture ETF and First Trust Indxx Global Natural Resources Income ETF. IPOX® Schuster, LLC serves as the index provider for the index tracked by the First Trust International Equity Opportunities ETF. Nasdaq, Inc. serves as the index provider for the indices tracked by the First Trust BICK Index Fund, First Trust Cloud Computing ETF, First Trust Global Engineering and Construction ETF, First Trust Nasdaq Cybersecurity ETF and First Trust NASDAQ Global Auto Index Fund. Nasdaq, Inc. and Clean Edge, Inc. serve as the index provider for the index tracked by the First Trust NASDAQ Clean Edge Smart Grid Infrastructure Index Fund and First Trust Global Wind Energy ETF. S&P Dow Jones Indices LLC serves as the index provider for the index tracked by the First Trust Dow Jones Global Select Dividend Index Fund and First Trust Dow Jones International Internet ETF. STOXX Limited serves as the index provider for the index tracked by the First Trust STOXX European Select Dividend Index Fund. FTSE International Limited, Indxx, LLC, IPOX® Schuster, LLC Nasdaq, Inc., Clean Edge, Inc., S&P Dow Jones Indices LLC and STOXX Limited may individually be referred to throughout this prospectus as an "Index Provider" and collectively as the "Index Providers."

Each Fund will generally employ a full replication strategy, meaning that it will normally invest in all of the securities comprising its Index in proportion to their weightings in the Index. However, under various circumstances, full replication of the Index may not be possible or practicable. In those circumstances, a Fund may purchase a sample of securities in its Index. There may also be instances in which First Trust may choose to overweight certain securities in an Index, purchase securities not in an Index which First Trust believes are appropriate to substitute for certain securities in the Index, use futures or derivative instruments or utilize various combinations of the above techniques in seeking to track an Index. Each Fund may sell securities that are represented in its Index in anticipation of their removal from the Index or purchase securities not represented in the Index in anticipation of their addition to the Index.

Each Fund's investment objective, its 90% investment strategy and each of the policies described herein are non-fundamental policies that may be changed by the Board of Trustees of the Trust (the "Board") without shareholder approval upon 60 days' prior written notice to shareholders. Certain fundamental policies of the Funds are set forth in the Statement of Additional Information ("SAI") under "Investment Objective and Policies."

While it is not expected that the Funds will invest in the securities of other investment companies, any such investments would be subject to limitations imposed by the 1940 Act and the related rules and interpretations. Each Fund has adopted a policy that it will not invest in other investment companies in excess of 1940 Act limits in reliance on Sections 12(d)(1)(F) or 12(d)(1)(G) of the 1940 Act.

### ***Dow Jones Global Select Dividend Index***

The Dow Jones Global Select Dividend Index is an indicated annual dividend yield weighted index of the top 100 highest-yielding stocks selected from the developed-market portion of the Dow Jones World Index. The Index is rebalanced and reconstituted annually in March.

### ***FTSE EPRA/NAREIT Developed Index***

The FTSE EPRA/NAREIT Developed Index is a free float adjusted market capitalization weighted index that tracks the performance of listed real estate companies or real estate investment trusts in North America, Europe and Asia. The Index is rebalanced and reconstituted quarterly in March, June, September and December.

### ***Indxx Global Agriculture Index***

The Indxx Global Agriculture Index is a market capitalization weighted index that measures the performance of companies which are directly or indirectly engaged in improving agricultural yields. The Index is reconstituted annually in March and rebalanced quarterly in March, June, September and December.

### ***Indxx Global Natural Resources Income Index***

The Indxx Global Natural Resources Income Index is a free float adjusted market capitalization weighted index that measures the market performance of the 50 highest dividend yielding companies involved in the upstream segment of the natural resources sector. The Index is reconstituted annually in June and rebalanced quarterly in March, June, September and December.

### ***IPOX® International Index***

The IPOX® International Index is a market capitalization weighted index that measures the performance of the 50 largest non-U.S. companies, including those domiciled in emerging market countries, within the IPOX® Global Composite Index. The Index is rebalanced and reconstituted quarterly in March, June, September and December.

### ***ISE BICK™ Index***

The ISE BICK™ Index is an equal weighted index that tracks the largest and most liquid public companies domiciled in Brazil, India, China (including Hong Kong) and South Korea. The Index is rebalanced and reconstituted quarterly in March, June, September and December.

### ***ISE Clean Edge Global Wind Energy™ Index***

The ISE Clean Edge Global Wind Energy™ Index is a modified market capitalization weighted index that tracks public companies throughout the world which are active in the wind energy industry. The Index is rebalanced and reconstituted semi-annually in March and September.

### ***ISE CTA Cloud Computing Index™***

The ISE CTA Cloud Computing Index™ is a modified equal weighted index that tracks the performance of companies involved in the cloud computing industry. The Index is rebalanced and reconstituted quarterly in March, June, September and December.

### ***ISE Global Engineering and Construction™ Index***

The ISE Global Engineering and Construction™ Index is a modified market capitalization weighted index that tracks public companies throughout the world which are active in the engineering and construction industries. The Index is rebalanced and reconstituted semi-annually in June and December.

### ***Nasdaq CTA Cybersecurity Index™***

The Nasdaq CTA Cybersecurity Index™ is a modified liquidity weighted index that tracks the performance of companies engaged in the cybersecurity segment of the technology and industrial sectors. The Index is reconstituted semi-annually in March and September and is rebalanced quarterly in March, June, September and December.

### ***NASDAQ Global Auto Index<sup>SM</sup>***

The NASDAQ Global Auto Index<sup>SM</sup> is a modified market capitalization weighted index that tracks the performance of the largest and most liquid companies engaged in manufacturing automobiles. The Index is reconstituted annually in June and rebalanced quarterly in March, June, September and December.

### ***NASDAQ OMX Clean Edge Smart Grid Infrastructure Index<sup>SM</sup>***

The NASDAQ OMX Clean Edge Smart Grid Infrastructure Index<sup>SM</sup> is a float adjusted modified market capitalization weighted index that measures the performance of common stocks in the grid and electric energy infrastructure sectors. The Index is reconstituted semi-annually in March and September and rebalanced quarterly in March, June, September and December.

### ***STOXX® Europe Select Dividend 30 Index***

The STOXX® Europe Select Dividend 30 Index is a dividend weighted index of 30 high dividend-yielding securities selected from the STOXX Europe 600 Index, which covers 17 European countries. The Index is rebalanced and reconstituted annually in March.

More information regarding each Index, including additional detail on the Index methodology, may be found on an Index Provider's website. Neither the Fund, the Board, First Trust, or any of their affiliates, are responsible for the information set forth on an Index Provider's website. Information from an Index Provider's website and any other information not expressly included in this prospectus is not incorporated by reference in, and should not be considered part of, this prospectus.

## Fund Investments

### Principal Investments

#### Equity Securities

The Funds invest in equity securities, including common stocks and depositary receipts. Common stock represents an equity ownership interest in issuers. Holders of common stock are entitled to the income and increase in the value of the assets and business of the issuers after all debt obligations and obligations to preferred stockholders are satisfied. Depositary receipts are certificates typically issued by a bank or trust company that represent ownership interests in securities of non-U.S. companies. Depositary receipts may or may not be jointly sponsored by the underlying issuer.

#### Real Estate Investment Trusts

Certain Funds may invest in real estate investment trusts ("REITs"). REITs are financial vehicles that pool investors' capital to purchase or finance real estate. REITs are generally classified as equity REITs, mortgage REITs or a combination of equity and mortgage REITs. Equity REITs invest the majority of their assets directly in real property and derive income primarily from the collection of rents. Equity REITs can also realize capital gains by selling properties that have appreciated in value. Mortgage REITs invest the majority of their assets in real estate mortgages and derive income from the collection of interest payments. REITs are not taxed on income distributed to shareholders provided they comply with the applicable tax requirements.

### Non-Principal Investments

#### Cash Equivalents and Short-Term Investments

Normally, a Fund invests substantially all of its assets to meet its investment objective. Each Fund may invest the remainder of its assets in securities with maturities of less than one year or cash equivalents, or it may hold cash. The percentage of a Fund invested in such holdings varies and depends on several factors, including market conditions. For temporary defensive purposes and during periods of high cash inflows or outflows, a Fund may depart from its principal investment strategies and invest part or all of its assets in these securities, or it may hold cash. During such periods, a Fund may not be able to achieve its investment objective. A Fund may adopt a defensive strategy when its portfolio managers believe securities in which the Fund normally invests have elevated risks due to political or economic factors and in other extraordinary circumstances. For more information on eligible short-term investments, see the SAI.

#### Disclosure of Portfolio Holdings

Each Fund's portfolio holdings are available on the Funds' website at [www.ftportfolios.com](http://www.ftportfolios.com). A description of the policies and procedures with respect to the disclosure of each Fund's portfolio securities is included in the Funds' SAI, which is also available on the Funds' website.

## Risks of Investing in the Funds

Risk is inherent in all investing. Investing in a Fund involves risk, including the risk that you may lose all or part of your investment. There can be no assurance that a Fund will meet its stated objective. Before you invest, you should consider the following disclosure pertaining to the Principal Risks set forth above as well as additional Non-Principal risks set forth below in this prospectus. The order of the below risk factors does not indicate the significance of any particular risk factor.

### Principal Risks

**AGRICULTURE COMPANIES RISK.** Certain Funds invest significantly in agriculture companies. Economic forces, including forces affecting agricultural markets, as well as government policies and regulations affecting agriculture companies, could adversely impact a Fund's investments. Agricultural and livestock production and trade flows are significantly affected by government policies and regulations. Governmental policies affecting agriculture companies, such as taxes, tariffs, duties, subsidies and import and export restrictions on agricultural commodities, commodity products and livestock, can influence agriculture company profitability, the planting/raising of certain crops/livestock versus other uses of resources, the location and size of crop and livestock production, whether unprocessed or processed commodity products are traded and the volume and types of imports and exports. In addition, companies in the agriculture sector must comply with a broad range of environmental laws and regulations. Additional or more stringent environmental laws and regulations may be enacted in the

future and such changes could have a material adverse effect on the business of such companies. In addition, agriculture companies may be significantly affected by adverse weather, pollution and/or disease which could limit or halt production.

**ASIA RISK.** Certain Funds invest significantly in the securities of Asian issuers. Such investments subject a Fund to certain risks associated specifically with investments in securities of Asian issuers, including distinct legal, regulatory, political and economic risks. Many Asian economies have experienced rapid growth and industrialization, and there is no assurance that this growth rate will be maintained. Some Asian economies are highly dependent on trade, and economic conditions in other countries within and outside Asia can impact these economies. Certain of these economies may be adversely affected by trade or policy disputes with its major trade partners. There is also a high concentration of market capitalization and trading volume in a small number of issuers representing a limited number of industries, as well as a high concentration of investors and financial intermediaries. Certain Asian countries have experienced and may in the future experience expropriation and nationalization of assets, confiscatory taxation, currency manipulation, political instability, armed conflict and social instability as a result of religious, ethnic, socio-economic and/or political unrest. In particular, escalated tensions involving North Korea and any outbreak of hostilities involving North Korea could have a severe adverse effect on Asian economies. Governments of certain Asian countries have exercised, and continue to exercise, substantial influence over many aspects of the private sector. In certain cases, the government owns or controls many companies, including the largest in the country. Accordingly, government actions could have a significant effect on the issuers of a Fund's securities or on economic conditions generally. Issuers in Asia may not be subject to the same accounting, auditing and financial reporting standards as U.S. companies and if their securities are not listed on a U.S. exchange, they may not be subject to the same corporate governance standards as U.S. issuers. In addition, satisfactory custodial services for investment securities may not be available in some Asia countries, which may result in a Fund incurring additional costs and delays in providing transportation and custody services for such securities outside such countries. Recent developments in relations between the U.S. and China have heightened concerns of increased tariffs and restrictions on trade between the two countries. An increase in tariffs or trade restrictions, or even the threat of such developments, could lead to a significant reduction in international trade, which could have a negative impact on the economy of Asian countries and a commensurately negative impact on the Fund.

**AUTHORIZED PARTICIPANT CONCENTRATION RISK.** Only an authorized participant may engage in creation or redemption transactions directly with a Fund. A limited number of institutions act as authorized participants for a Fund. Although participants are not obligated to make a market in a Fund's shares or submit purchase and redemption orders for creation units. To the extent that these institutions exit the business, reduce their role or are unable to proceed with creation and/or redemption orders and no other authorized participant steps forward to create or redeem, a Fund's shares may trade at a premium or discount to the Fund's net asset value and possibly face delisting.

**AUTOMOTIVE COMPANIES RISK.** Certain Funds invest significantly in automotive companies. The automotive industry can be highly cyclical, and companies in the industry may suffer periodic operating losses. Automotive companies can be significantly affected by labor relations and fluctuating component prices. Developments in automotive technologies (e.g., autonomous vehicle technologies) may require significant capital expenditures that may not generate profits for several years, if ever. Automotive companies may be significantly subject to government policies and regulations regarding imports and exports of automotive products. Governmental policies affecting the automotive industry, such as taxes, tariffs, duties, subsidies, and import and export restrictions on automotive products can influence industry profitability. In addition, such companies must comply with environmental laws and regulations, for which there may be severe consequences for non-compliance. While most of the major automotive manufacturers are large companies, certain others may be non-diversified in both product line and customer base and may be more vulnerable to certain events that may negatively impact the automotive industry.

**BRAZIL RISK.** Certain Funds invest significantly in the securities of Brazilian issuers. The investment in securities of Brazilian companies involves a high degree of risk and special considerations not typically associated with investing in the U.S. securities markets. Such heightened risks include, among others, a high level of price volatility in the Brazilian equity and currency markets, chronic structural public sector deficits, a rising unemployment rate and disparities of wealth. Brazil has historically experienced high rates of inflation and may continue to do so in the future. An increase in prices for commodities, the depreciation of the Brazilian currency (the real) and potential future governmental measures seeking to maintain the value of the real in relation to the U.S. dollar, may trigger increases in inflation in Brazil and may slow the rate of growth of the Brazilian economy. Inflationary pressures also may limit the ability of certain Brazilian issuers to access foreign financial markets and may lead to further government intervention in the economy, including the introduction of government policies that may adversely affect the overall performance of the Brazilian economy, which in turn could adversely affect a Fund's investments. The Brazilian government has exercised, and continues to exercise, significant influence over the Brazilian economy, which may have significant effects on Brazilian companies and on market conditions and prices of Brazilian securities. The Brazilian economy

has been characterized by frequent, and occasionally drastic, intervention by the Brazilian government. The Brazilian government has often changed monetary, taxation, credit, tariff and other policies to influence the core of Brazil's economy. The Brazilian government's actions to control inflation and affect other economic policies have involved, among others, the setting of wage and price controls, blocking access to bank accounts, fluctuation of the base interest rates, imposing exchange controls and limiting imports into Brazil. In the past, the Brazilian government has maintained domestic price controls, and no assurances can be given that price controls will not be re-imposed in the future. Investments in Brazilian securities may also be subject to certain restrictions on foreign investment. Brazilian law provides that whenever a serious imbalance in Brazil's balance of payments exists or is anticipated, the Brazilian government may impose temporary restrictions on the remittance to foreign investors of the proceeds of their investment in Brazil and on the conversion of Brazilian currency into foreign currency. The likelihood of such restrictions may be affected by the extent of Brazil's foreign currency reserves, the size of Brazil's debt service burden relative to the economy as a whole, and political constraints to which Brazil may be subject. There can be no assurance that the Brazilian government will not impose restrictions or restrictive exchange control policies in the future, which could have the effect of preventing or restricting access to foreign currency. The market for Brazilian securities is directly influenced by the flow of international capital, and economic and market conditions of certain countries, especially other emerging market countries in Central and South America. Adverse economic conditions or developments in other emerging market countries have at times significantly affected the availability of credit in the Brazilian economy and resulted in considerable outflows of funds and declines in the amount of foreign currency invested in Brazil. Crises in neighboring emerging market countries also may increase investors' risk aversion, which may adversely impact the market value of the securities issued by Brazilian companies, including securities in which a Fund may invest.

**CASH TRANSACTIONS RISK.** The Funds may, under certain circumstances, effect a portion of their creations and redemptions for cash rather than in-kind. As a result, an investment in such a Fund may be less tax-efficient than an investment in an ETF that effects its creations and redemptions only in-kind. ETFs are able to make in-kind redemptions and avoid being taxed on gains on the distributed portfolio securities at the fund level. A Fund that effects redemptions for cash may be required to sell portfolio securities in order to obtain the cash needed to distribute redemption proceeds. Any recognized gain on these sales by a Fund will generally cause the Fund to recognize a gain it might not otherwise have recognized, or to recognize such gain sooner than would otherwise be required if it were to distribute portfolio securities only in-kind. The Funds intend to distribute these gains to shareholders to avoid being taxed on this gain at the fund level and otherwise comply with the special tax rules that apply to it. This strategy may cause shareholders to be subject to tax on gains they would not otherwise be subject to, or at an earlier date than if they had made an investment in a different ETF. Moreover, cash transactions may have to be carried out over several days if the securities market is relatively illiquid and may involve considerable brokerage fees and taxes. These brokerage fees and taxes, which will be higher than if a Fund sold and redeemed its shares principally in-kind, will be passed on to those purchasing and redeeming Creation Units in the form of creation and redemption transaction fees. In addition, these factors may result in wider spreads between the bid and the offered prices of a Fund's shares than for ETFs that distribute portfolio securities in-kind.

**CHINA RISK.** Certain Funds invest significantly in the securities of Chinese issuers. Therefore, in addition to the risks associated with investments in non-U.S. securities generally, the Fund is subject to certain risks associated specifically with investments in securities of Chinese issuers, including those issuers with securities listed on the Hong Kong Stock Exchange. China is an emerging market and demonstrates significantly higher volatility from time to time in comparison to developed markets. The central government has historically exercised substantial control over virtually every sector of the Chinese economy through administrative regulation and/or state ownership and actions of the Chinese central and local government authorities continue to have a substantial effect on economic conditions in China. Furthermore, China's economy is dependent on the economies of other Asian countries and can be significantly affected by currency fluctuations and increasing competition from Asia's other emerging economies. China has experienced security concerns, such as terrorism and strained international relations. Incidents involving China's or the region's security may cause uncertainty in Chinese markets and may adversely affect the Chinese economy and the value of the Fund's investments. Export growth continues to be a major driver of China's rapid economic growth. Reduction in spending on Chinese products and services, institution of tariffs or other trade barriers, or a downturn in any of the economies of China's key trading partners may have an adverse impact on the Chinese economy. Recent developments in relations between the U.S. and China have heightened concerns of increased tariffs and restrictions on trade between the two countries. An increase in tariffs or trade restrictions, or even the threat of such developments, could lead to a significant reduction in international trade, which could have a negative impact on China's export industry and a commensurately negative impact on the Fund.

**CLOUD COMPUTING COMPANIES RISK.** Certain Funds invest significantly in cloud computing companies. Cloud computing companies include companies that provide remote computation, software, data access and storage services. The risks related to investing in such companies include disruption in service caused by hardware or software failure, interruptions or delays

in service by third-party data center hosting facilities and maintenance providers, security breaches involving certain private, sensitive, proprietary and confidential information managed and transmitted by cloud computing companies, and privacy concerns and laws, evolving Internet regulation and other foreign or domestic regulations that may limit or otherwise affect the operations of such companies. In addition, the business models employed by the companies in the cloud computing industry may not prove to be successful.

**CONSUMER DISCRETIONARY COMPANIES RISK.** Certain Funds invest significantly in consumer discretionary companies. Consumer discretionary companies, such as retailers, media companies and consumer services companies, provide non-essential goods and services. These companies manufacture products and provide discretionary services directly to the consumer, and the success of these companies is tied closely to the performance of the overall domestic and international economy, interest rates, competition and consumer confidence. Success depends heavily on disposable household income and consumer spending. Consumer discretionary companies may also be strongly affected by social trends and marketing campaigns. These companies may be subject to severe competition, which may have an adverse impact on their profitability. Changes in demographics and consumer tastes can also affect the demand for, and success of, consumer discretionary products in the marketplace. Consumer discretionary companies have historically been characterized as relatively cyclical and therefore more volatile in times of change.

**CURRENCY RISK.** Certain Funds invest in securities denominated in a non-U.S. currency. Changes in currency exchange rates affect the value of investments denominated in a foreign currency, the value of dividends and interest earned from such securities and gains and losses realized on the sale of such securities. A Fund's net asset value could decline if a currency to which the Fund has exposure depreciates against the U.S. dollar or if there are delays or limits on repatriation of such currency. Currency exchange rates can be very volatile and can change quickly and unpredictably. Changes in currency exchange rates may affect a Fund's net asset value, the value of dividends and interest earned, and gains and losses realized on the sale of securities. An increase in the strength of the U.S. dollar relative to other currencies may cause the value of a Fund to decline. Certain non-U.S. currencies may be particularly volatile, and non-U.S. governments may intervene in the currency markets, causing a decline in value or liquidity in a Fund's non-U.S. holdings whose value is tied to the affected non-U.S. currency. Additionally, the prices of non-U.S. securities that are traded in U.S. dollars are often indirectly influenced by currency fluctuations.

**CYBERSECURITY COMPANIES RISK.** Certain Funds invest significantly in cybersecurity companies. Cybersecurity companies are companies that provide products and services intended to protect the integrity of data and network operations for private and public networks, computers and mobile devices. Like other technology and industrials companies, cybersecurity companies are generally subject to the risks of rapidly changing technologies, short product life cycles, fierce competition, aggressive pricing and reduced profit margins, loss of patent, copyright and trademark protections, cyclical market patterns, evolving industry standards and frequent new product introductions. These companies may also be smaller and less experienced companies, with limited product lines, markets, qualified personnel or financial resources.

**CYBER SECURITY RISK.** The Funds are susceptible to operational risks through breaches in cyber security. A breach in cyber security refers to both intentional and unintentional events that may cause a Fund to lose proprietary information, suffer data corruption or lose operational capacity. Such events could cause a Fund to incur regulatory penalties, reputational damage, additional compliance costs associated with corrective measures and/or financial loss. These risks typically are not covered by insurance. In general, cyber incidents can result from deliberate attacks or unintentional events. Cyber incidents include, but are not limited to, gaining unauthorized access to digital systems (e.g., through "hacking" or malicious software coding) for purposes of misappropriating assets or sensitive information, corrupting data or causing operational disruption. Cyber attacks may also be carried out in a manner that does not require gaining unauthorized access, such as causing denial-of-service attacks on websites (i.e., efforts to make network services unavailable to intended users). Cyber security failures by or breaches of the systems of the Advisor, distributor and other service providers (including, but not limited to, sub-advisors, index providers, fund accountants, custodians, transfer agents and administrators), market makers, authorized participants or the issuers of securities in which a Fund invests, have the ability to cause disruptions and impact business operations, potentially resulting in: financial losses; interference with a Fund's ability to calculate its net asset value; disclosure of confidential trading information; impediments to trading; submission of erroneous trades or erroneous creation or redemption orders; the inability of a Fund or its service providers to transact business; violations of applicable privacy and other laws; regulatory fines penalties, reputational damage, reimbursement or other compensation costs; or additional compliance costs. Substantial costs may be incurred by a Fund in order to resolve or prevent cyber incidents in the future. While the Funds have established business continuity plans in the event of, and risk management systems to prevent, such cyber attacks, there are inherent limitations in such plans and systems, including the possibility that certain risks have not been identified and that prevention and remediation efforts will not be successful. Furthermore, the Funds cannot control the cyber security plans and systems put

in place by service providers to the Funds, issuers in which the Funds invest, market makers or authorized participants. However, there is no guarantee that such efforts will succeed, and the Funds and their shareholders could be negatively impacted as a result.

**DEPOSITARY RECEIPTS RISK.** Certain Funds invest in depositary receipts. Depositary receipts are securities issued by a bank or trust company reflecting ownership of underlying securities issued by a foreign company. An investment in depositary receipts involves further risks due to certain unique features. Any distributions paid to the holders of depositary receipts are usually subject to a fee charged by the depositary. Holders of depositary receipts may have limited voting rights pursuant to a deposit agreement between the underlying issuer and the depositary. In certain cases, the depositary will vote the shares deposited with it as directed by the underlying issuer's board of directors. Furthermore, investment restrictions in certain countries may adversely impact the value of depositary receipts because such restrictions may limit the ability to convert shares into depositary receipts and vice versa. Such restrictions may cause shares of the underlying issuer to trade at a discount or premium to the market price of the depositary receipt. Moreover, if depositary receipts are converted into shares, the laws in certain countries may limit the ability of a non-resident to trade the shares and to reconvert the shares to depositary receipts. Depositary receipts may be "sponsored" or "unsponsored." Sponsored depositary receipts are established jointly by a depositary and the underlying issuer, whereas unsponsored depositary receipts may be established by a depositary without participation by the underlying issuer. Holders of unsponsored depositary receipts generally bear all the costs associated with establishing the unsponsored depositary receipts. In addition, the issuers of the securities underlying unsponsored depositary receipts are not obligated to disclose material information in the U.S. and, therefore, there may be less information available regarding such issuers and there may not be a correlation between such information and the market value of the depositary receipts.

**DIVIDENDS RISK.** Certain Funds invest in dividend-paying securities. A Fund's investment in dividend-paying securities could cause the Fund to underperform similar funds that invest without consideration of an issuer's track record of paying dividends. Companies that issue dividend-yielding securities are not required to continue to pay dividends on such securities. Therefore, there is the possibility that such companies could reduce or eliminate the payment of dividends in the future especially if the companies are facing an economic downturn, which could negatively affect a Fund's performance.

**EMERGING MARKETS RISK.** Investments in securities issued by governments and companies operating in emerging market countries involve additional risks relating to political, economic, or regulatory conditions not associated with investments in securities and instruments issued by U.S. companies or by companies operating in other developed market countries. This is due to, among other things, the potential for greater market volatility, lower trading volume, higher levels of inflation, political and economic instability, greater risk of a market shutdown and more governmental limitations on foreign investments in emerging market countries than are typically found in more developed market countries. Moreover, emerging market countries often have less uniformity in accounting and reporting requirements, unsettled securities laws, less reliable securities valuations and greater risks associated with custody of securities than developed markets. In addition, emerging market countries often have greater risk of capital controls through such measures as taxes or interest rate control than developed markets. Certain emerging market countries may also lack the infrastructure necessary to attract large amounts of foreign trade and investment. Local securities markets in emerging market countries may trade a small number of securities and may be unable to respond effectively to increases in trading volume, potentially making prompt liquidation of holdings difficult or impossible. Settlement procedures in emerging market countries are frequently less developed and reliable than those in the U.S. and other developed market countries. In addition, significant delays may occur in registering the transfer of securities. Settlement or registration problems may make it more difficult for the Fund to value its portfolio securities and could cause the Fund to miss attractive investment opportunities. Investing in emerging market countries involves a higher risk of expropriation, nationalization, confiscation of assets and property or the imposition of restrictions on foreign investments and on repatriation of capital invested by certain emerging market countries. Enforcing legal rights may be made difficult, costly and slow in emerging markets as there may be additional problems enforcing claims against non-U.S. governments.

**ENERGY COMPANIES RISK.** Certain Funds invest significantly in energy companies. The success of energy companies may be cyclical and highly dependent on energy prices. The market value of securities issued by energy companies may decline for many reasons, including, among other things, changes in the levels and volatility of global energy prices, energy supply and demand, capital expenditures on exploration and production of energy sources, exchange rates, interest rates, economic conditions, tax treatment, energy conservation efforts, increased competition and technological advances. Energy companies may be subject to substantial government regulation and contractual fixed pricing, which may increase the cost of doing business and limit the earnings of these companies. A significant portion of the revenues of these companies may depend on a relatively small number of customers, including governmental entities and utilities. As a result, governmental budget constraints may have a material adverse effect on the stock prices of energy companies. Energy companies may also operate in, or engage in transactions involving, countries with less developed regulatory regimes or a history of expropriation,



nationalization or other adverse policies. Energy companies also face a significant risk of liability from accidents resulting in injury or loss of life or property, pollution or other environmental problems, equipment malfunctions or mishandling of materials and a risk of loss from terrorism, political strife or natural disasters. Energy companies can be significantly affected by the supply of, and demand for, specific products (e.g., oil and natural gas) and services, exploration and production spending, government subsidization, world events and general economic conditions. Energy companies may have relatively high levels of debt and may be more likely than other companies to restructure their businesses if there are downturns in energy markets or in the global economy.

**ENGINEERING AND CONSTRUCTION COMPANIES RISK.** Certain Funds invest significantly in engineering and construction companies. Engineering and construction companies may be significantly affected by changes in demand for their specific products or services, government spending, zoning laws, general economic conditions, interest rates, commodity prices, consumer confidence and spending, taxation, demographic patterns, real estate values, labor relations and government regulations. Such companies are also at risk from technical obsolescence and delays in modernization. Certain engineering and construction companies may also be significantly affected by environmental clean-up costs and catastrophic events such as earthquakes, hurricanes, tornadoes and terrorist acts.

**EQUITY SECURITIES RISK.** The value of a Fund's shares will fluctuate with changes in the value of the equity securities in which it invests. Equity securities prices fluctuate for several reasons, including changes in investors' perceptions of the financial condition of an issuer or the general condition of the relevant equity market, such as market volatility, or when political or economic events affecting the issuers occur. Common stock prices may be particularly sensitive to rising interest rates, as the cost of capital rises and borrowing costs increase. Equity securities may decline significantly in price over short or extended periods of time, and such declines may occur in the equity market as a whole, or they may occur in only a particular country, company, industry or sector of the market. Additionally, holders of an issuer's common stock may be subject to greater risks than holders of its preferred stock and debt securities because common stockholders' claims are subordinated to those of holders of preferred stocks and debt securities upon the bankruptcy of an issuer.

**EUROPE RISK.** Certain Funds invest significantly in the securities of European issuers. Therefore, in addition to the risks associated with investments in non-U.S. securities generally, such Funds are subject to certain risks associated specifically with investments in securities of European issuers. Political or economic disruptions in European countries, even in countries in which a Fund is not invested, may adversely affect security values and thus the Fund's holdings. A significant number of countries in Europe are member states in the EU, and the member states no longer control their own monetary policies by directing independent interest rates for their currencies. In these member states, the authority to direct monetary policies, including money supply and official interest rates for the Euro, is exercised by the European Central Bank. In a 2016 referendum, the United Kingdom elected to withdraw from the EU. As the second largest economy among EU members, the implications of the United Kingdom's withdrawal are difficult to gauge and cannot be fully known. Trade between the United Kingdom and the EU is highly integrated through supply chains and trade in services, as well as through multinational companies. The United Kingdom's departure may negatively impact the EU and Europe as a whole by causing volatility within the EU, triggering prolonged economic downturns in certain European countries or sparking additional member states to contemplate departing the EU (thereby perpetuating political instability in the region).

**FINANCIAL COMPANIES RISK.** Certain Funds invest significantly in financial companies. Financial companies are subject to extensive governmental regulation and intervention, which may adversely affect the scope of their activities, the prices they can charge, the amount and types of capital they must maintain and, potentially, their size. Governmental regulation may change frequently and may have significant adverse consequences for financial companies, including effects not intended by such regulation. The impact of more stringent capital requirements, or recent or future regulation in various countries, on any individual financial company or on financial companies as a whole cannot be predicted. Certain risks may impact the value of investments in financial companies more severely than those of investments in other issuers, including the risks associated with companies that operate with substantial financial leverage. Financial companies may also be adversely affected by volatility in interest rates, loan losses and other customer defaults, decreases in the availability of money or asset valuations, credit rating downgrades and adverse conditions in other related markets. Insurance companies in particular may be subject to severe price competition and/or rate regulation, which may have an adverse impact on their profitability. Financial companies are also a target for cyber attacks and may experience technology malfunctions and disruptions as a result.

**GERMANY RISK.** Certain Funds invest significantly in the securities of German issuers. The German economy is dependent to a significant extent on the economies of certain key trading partners, including the United States, France, Italy and other European countries. Reduction in spending on German products and services, or changes in any of the economies may have an adverse impact on the German economy. In addition, heavy regulation of labor and product markets in Germany may have

an adverse effect on German issuers. Such regulations may negatively impact economic growth or cause prolonged periods of recession. Concerns regarding the economic health of the EU have led to tremendous downward pressure on certain financial institutions, including German financial services companies. Secessionist movements, such as the Catalan movement in Spain, may have an adverse effect on the German economy. Recent developments in relations between the United States and its trading partners have heightened concerns of increased tariffs and restrictions on trade between the countries. An increase in tariffs or trade restrictions, or even the threat of such developments, could lead to a significant reduction in international trade, which could have a negative impact on Germany's export industry and a commensurately negative impact on the Fund.

**GLOBAL NATURAL RESOURCES COMPANIES RISK.** Certain Funds invest significantly in global natural resources companies. Investments in global natural resources companies may be affected by numerous factors, including events occurring in nature, inflationary pressures and domestic and international politics. For example, events occurring in nature (such as earthquakes or fires in prime natural resource areas) and political events (such as coups or military confrontations) can affect the overall supply of a natural resource and the value of companies involved in such natural resource. Political risks and other risks to which non-U.S. securities are subject may also affect the U.S. companies in which a Fund invests such companies have significant operations or investments outside of the United States. In addition, interest rates, prices of raw materials and other commodities, international economic developments, energy conservation, tax and other government regulations (both U.S. and non-U.S.) may affect the supply of and demand for natural resources, which can affect the profitability and value of securities issued by global natural resources companies.

**INDEX CONSTITUENT RISK.** Each Fund may be a constituent of one or more indices or ETF models. As a result, a Fund may be included in one or more index-tracking ETFs or mutual funds. Being a component security of such a vehicle could greatly affect the trading activity involving a Fund, the size of the Fund and the market volatility of the Fund's shares. Inclusion in an index could increase demand for a Fund and removal from an index could result in outsized selling activity in a relatively short period of time. As a result, a Fund's net asset value could be negatively impacted and the Fund's market price may be below the Fund's net asset value during certain periods. In addition, index rebalances may potentially result in increased trading activity. To the extent buying or selling activity increases, a Fund can be exposed to increased brokerage costs and adverse tax consequences and the market price of the Fund can be negatively affected.

**INDEX PROVIDER RISK.** There is no assurance that an Index Provider, or any agents that act on its behalf, will compile an Index accurately, or that an Index will be determined, maintained, constructed, reconstituted, rebalanced, composed, calculated or disseminated accurately. An Index Provider and its agents do not provide any representation or warranty in relation to the quality, accuracy or completeness of data in an Index, and do not guarantee that an Index will be calculated in accordance with its stated methodology. The Advisor's mandate as described in this prospectus is to manage each Fund consistently with the Index provided by an Index Provider. The Advisor relies upon the Index provider and its agents to accurately compile, maintain, construct, reconstitute, rebalance, compose, calculate and disseminate an Index accurately. Therefore, losses or costs associated with any Index Provider or agent errors generally will be borne by a Fund and its shareholders. To correct any such error, an Index Provider or its agents may carry out an unscheduled rebalance of an Index or other modification of Index constituents or weightings. When a Fund in turn rebalances its portfolio, any transaction costs and market exposure arising from such portfolio rebalancing will be borne by a Fund and its shareholders. Unscheduled rebalances also expose a Fund to additional tracking error risk. Errors in respect of the quality, accuracy and completeness of the data used to compile an Index may occur from time to time and may not be identified and corrected by an Index Provider for a period of time or at all, particularly where an Index is less commonly used as a benchmark by funds or advisors. For example, during a period where an Index contains incorrect constituents, a Fund tracking the Index would have market exposure to such constituents and would be underexposed to the Index's other constituents. Such errors may negatively impact a Fund and its shareholders. An Index Provider and its agents rely on various sources of information to assess the criteria of issuers included in an Index, including information that may be based on assumptions and estimates. Neither a Fund nor the Advisor can offer assurances that an Index's calculation methodology or sources of information will provide an accurate assessment of included issuers. Unusual market conditions may cause an Index Provider to postpone a scheduled rebalance, which could cause an Index to vary from its normal or expected composition. The postponement of a scheduled rebalance in a time of market volatility could mean that constituents that would otherwise be removed at rebalance due to changes in market capitalizations, issuer credit ratings, or other reasons may remain, causing the performance and constituents of an Index to vary from those expected under normal conditions. Apart from scheduled rebalances, an Index Provider or its agents may carry out additional ad hoc rebalances to an Index due to unusual market conditions or in order, for example, to correct an error in the selection of index constituents.

**INDIA RISK.** Certain Funds invest significantly in the securities of Indian issuers. Investment in Indian securities involves risks in addition to those associated with investments in securities of issuers in more developed countries, which may adversely

affect the value of a Fund's assets. Such heightened risks include, among others, political and legal uncertainty, greater government control over the economy, currency fluctuations or blockage and the risk of nationalization or expropriation of assets. In addition, religious and border disputes persist in India. Moreover, India has experienced civil unrest and hostilities with neighboring countries, including Pakistan, and the Indian government has confronted separatist movements in several Indian states. In addition, inflation in India remains at very high levels. High inflation may lead to the adoption of corrective measures designed to moderate growth, regulate prices of staples and other commodities and otherwise contain inflation. Such measures could inhibit economic activity in India. The securities market of India is characterized by a small number of listed companies that have significantly smaller market capitalizations, greater price volatility, greater delays and possibility of disruptions in settlement transactions, greater political uncertainties and greater dependence on international trade or development assistance and substantially less liquidity than companies in more developed markets. The securities industry in India is also subject less governmental regulation than in other countries. Indian issuers are subject to less regulation and scrutiny with regard to financial reporting, accounting and auditing than U.S. companies. Therefore, information regarding Indian corporations may be less reliable and all material information may not be available. Certain restrictions on foreign investment may decrease the liquidity of a Fund's portfolio or subject the Fund to higher transaction costs. Investments in Indian securities may also be limited or prevented, at times, due to the limits on foreign ownership imposed by the RBI. The Indian government has exercised, and continues to exercise, significant influence over many aspects of the Indian economy, and the number of public sector enterprises in India is substantial. Accordingly, Indian government actions in the future could have a significant effect on the Indian economy, which could affect the prices and yields of securities in a Fund's portfolio. In addition, the economy of India may differ favorably or unfavorably from the U.S. economy in such respects as the rate of growth of gross domestic product, the rate of inflation, capital reinvestment, resource self-sufficiency and balance of payments position. Agriculture occupies a more prominent position in the Indian economy than in the U.S. economy, and therefore the Indian economy is more susceptible to adverse changes in weather. Furthermore, monsoons and other natural disasters in India and surrounding regions also can affect the value of a Fund's investments.

**INDUSTRIALS COMPANIES RISK.** Certain Funds invest significantly in industrials companies. The value of securities issued by industrials companies may be adversely affected by supply and demand related to their specific products or services and industrials sector products in general. The products of manufacturing companies may face obsolescence due to rapid technological developments and frequent new product introduction. World events and changes in government regulations, import controls, economic conditions and exchange rates may adversely affect the performance of companies in the industrials sector. Industrials companies may be adversely affected by liability for environmental damage and product liability claims. Industrials companies may also be adversely affected by changes or trends in commodity prices, which may be influenced by unpredictable factors. Industrials companies, particularly aerospace and defense companies, may also be adversely affected by government spending policies because companies in this sector tend to rely to a significant extent on government demand for their products and services.

**INFLATION RISK.** Inflation risk is the risk that the value of assets or income from investments will be less in the future as inflation decreases the value of money. As inflation increases, the present value of a Fund's assets and distributions may decline. This risk is more prevalent with respect to debt securities held by a Fund. Inflation creates uncertainty over the future real value (after inflation) of an investment. Inflation rates may change frequently and drastically as a result of various factors, including unexpected shifts in the domestic or global economy, and a Fund's investments may not keep pace with inflation, which may result in losses to Fund investors.

**INFORMATION TECHNOLOGY COMPANIES RISK.** Certain Funds invest significantly in information technology companies. Information technology companies produce and provide hardware, software and information technology systems and services. Information technology companies are generally subject to the following risks: rapidly changing technologies and existing product obsolescence; short product life cycles; fierce competition; aggressive pricing and reduced profit margins; the loss of patent, copyright and trademark protections; cyclical market patterns; evolving industry standards; and frequent new product introductions and new market entrants. Information technology companies may be smaller and less experienced companies, with limited product lines, markets or financial resources and fewer experienced management or marketing personnel. Information technology company stocks, particularly those involved with the internet, have experienced extreme price and volume fluctuations that are often unrelated to their operating performance. In addition, information technology companies are particularly vulnerable to federal, state and local government regulation, and competition and consolidation, both domestically and internationally, including competition from foreign competitors with lower production costs. Information technology companies also face competition for services of qualified personnel and heavily rely on patents and intellectual property rights and the ability to enforce such rights to maintain a competitive advantage.

**INTERNET COMPANIES RISK.** Certain Funds invest significantly in Internet companies. Internet companies are subject to rapid changes in technology, hacking or other cyber security events, worldwide competition, rapid obsolescence of products and services, loss of patent protections, cyclical market patterns, evolving industry standards, frequent new product introductions and the considerable risk of owning small capitalization companies that have recently begun operations. Many Internet companies have incurred large losses since their inception and may continue to incur large losses in the hope of capturing market share and generating future revenues. Accordingly, many such companies expect to incur significant operating losses for the foreseeable future, and may never be profitable. The markets in which many Internet companies compete face rapidly evolving industry standards, frequent new service and product announcements, introductions and enhancements and changing customer demands. The failure of an Internet company to adapt to such changes could have a material adverse effect on the company's business. In addition, the widespread adoption of new Internet, networking, telecommunications technologies, or other technological changes could require substantial expenditures by an Internet company to modify or adapt its services or infrastructure, which could have a material adverse effect on an Internet company's business.

**IPO RISK.** Certain Funds invest in shares recently issued by companies undergoing an IPO. Shares issued by such companies are often subject to extreme price volatility and speculative trading due to factors such as the absence of a prior public market, unseasoned trading, the small number of shares available for trading and limited information about the issuer's business model, quality of management, earnings growth potential and other criteria used to evaluate its investment prospects. Such stocks may have exhibited price appreciation in connection with the IPO that is not sustained, and it is not uncommon for stocks to decline in value in the period following the IPO. In addition, the market for IPO shares can be speculative and/or inactive for extended periods of time. The limited number of shares available for trading in some IPOs may make it more difficult for a Fund to buy or sell significant amounts of shares without an unfavorable impact on prevailing prices. Investors in IPO shares can be affected by substantial dilution in the value of their shares, by sales of additional shares and by concentration of control in existing management and principal shareholders.

**JAPAN RISK.** Certain Funds invest significantly in the securities of Japanese issuers. Therefore, in addition to the risks associated with investments in non-U.S. securities generally, such Funds are subject to certain risks associated specifically with investments in securities of Japanese issuers. The Japanese economy may be subject to considerable degrees of economic, political and social instability, which could have a negative impact on Japanese securities. Japan's economy is characterized by government intervention and protectionism, reliance on oil imports, an unstable financial services sector, relatively high unemployment and an aging workforce. Since 2000, Japan has experienced relatively low economic growth, and it may remain low in the future. Its economy is heavily dependent on international trade and has been adversely affected by trade tariffs and competition from emerging economies. As such, economic growth is heavily dependent on continued growth in international trade, relatively low commodities prices, government support of the financial services sector and other government policies. Any changes or trends in these economic factors could have a significant impact on Japan's markets overall and may negatively affect a Fund's investments. Japan's economy and equity market also share a strong correlation with U.S. markets and the Japanese economy may be affected by economic problems in the United States. Despite a strengthening in the economic relationship between Japan and China, the countries' political relationship has at times been strained. Should political tension increase, it could adversely affect the economy and destabilize the region as a whole. Additionally, escalated tensions involving North Korea and any outbreak of hostilities involving North Korea could have a severe adverse effect on Japan's economy. Japan's geography also subjects it to an increased risk of natural disasters, such as earthquakes, volcanic eruptions, typhoons and tsunamis, all of which could negatively impact a Fund's investments.

**MARKET MAKER RISK.** The Funds face numerous market trading risks, including the potential lack of an active market for Fund shares due to a limited number of market makers. Decisions by market makers or authorized participants to reduce their role or step away from these activities in times of market stress could inhibit the effectiveness of the arbitrage process in maintaining the relationship between the underlying values of a Fund's portfolio securities and the Fund's market price. A Fund may rely on a small number of third-party market makers to provide a market for the purchase and sale of shares. Any trading halt or other problem relating to the trading activity of these market makers could result in a dramatic change in the spread between a Fund's net asset value and the price at which the Fund's shares are trading on the Exchange, which could result in a decrease in value of the Fund's shares. This reduced effectiveness could result in Fund shares trading at a discount to net asset value and also in greater than normal intraday bid-ask spreads for Fund shares.

**MARKET RISK.** Market risk is the risk that a particular security, or shares of a Fund in general, may fall in value. Securities are subject to market fluctuations caused by such factors as economic, political, regulatory or market developments, changes in interest rates and perceived trends in securities prices. Shares of a Fund could decline in value or underperform other investments due to short-term market movements or any longer periods during more prolonged market downturns. In addition, local, regional or global events such as war, acts of terrorism, spread of infectious diseases or other public health issues,

recessions, or other events could have a significant negative impact on a Fund and its investments. For example, the coronavirus disease 2019 (COVID-19) global pandemic and the aggressive responses taken by many governments, including closing borders, restricting international and domestic travel, and the imposition of prolonged quarantines or similar restrictions, has had negative impacts, and in many cases severe impacts, on markets worldwide. Additionally, the COVID-19 pandemic has caused prolonged disruptions to the normal business operations of companies around the world and the impact of such disruptions is hard to predict. Such events may affect certain geographic regions, countries, sectors and industries more significantly than others. Such events could adversely affect the prices and liquidity of a Fund's portfolio securities or other instruments and could result in disruptions in the trading markets. Any of such circumstances could have a materially negative impact on the value of a Fund's shares and result in increased market volatility. During any such events, a Fund's shares may trade at increased premiums or discounts to their net asset value.

**MATERIALS COMPANIES RISK.** Certain Funds invest significantly in materials and processing companies. Materials and processing companies are involved in the extraction or processing of raw materials such as metals, ore and forestry products. Changes in world events, political and economic conditions, energy conservation, environmental policies, commodity price volatility, changes in currency exchange rates, imposition of import controls, increased competition, depletion of resources, technical progress and labor relations, among other factors, may adversely affect materials and processing companies. These companies are also at risk of liability for environmental damage and product liability claims. Production of materials may exceed demand as a result of market imbalances or economic downturns, leading to poor investment returns.

**NON-CORRELATION RISK.** A Fund's return may not match the return of its Index for a number of reasons. A Fund incurs operating expenses not applicable to its Index and may incur costs in buying and selling securities, especially when rebalancing the Fund's portfolio holdings to reflect changes in the composition of the Index. In addition, a Fund's portfolio holdings may not exactly replicate the securities included in its Index or the ratios between the securities included in the Index.

**NON-DIVERSIFICATION RISK.** Certain Funds may be operated in a non-diversified manner. As a "non-diversified" fund, a Fund may hold a smaller number of portfolio securities than many other funds and may be more sensitive to any single economic, business, political or regulatory occurrence than a diversified fund. To the extent a Fund invests in a relatively small number of issuers due to the high percentage of the Fund's assets invested in that security, a decline in the market value of a particular security held by the Fund may affect its value more than if it invested in a larger number of issuers. The value of a Fund's shares may be more volatile than the values of shares of more diversified funds.

**NON-U.S. SECURITIES RISK.** Certain Funds invest in non-U.S. securities. An investment in securities of non-U.S. companies involves risks not associated with domestic issuers. Investment in non-U.S. securities may involve higher costs than investment in U.S. securities, including higher transaction and custody costs as well as the imposition of additional taxes by non-U.S. governments. Non-U.S. investments may also involve risks associated with the level of currency exchange rates, less complete financial information about the issuers, less market liquidity, more market volatility and political instability. Future political and economic developments, the possible imposition of withholding taxes on dividend income, the possible seizure or nationalization of non-U.S. holdings, the imposition of sanctions by foreign governments, the possible establishment of capital controls, exchange controls or freezes on the convertibility of currency or the adoption of other governmental restrictions might adversely affect an investment in non-U.S. securities. Additionally, non-U.S. issuers may be subject to less stringent regulation, and to different accounting, auditing and recordkeeping requirements. The U.S. and non-U.S. markets often rise and fall at different times or by different amounts due to economic or other regional developments particular to a given country or region.

**PASSIVE INVESTMENT RISK.** The Funds are not actively managed. Each Fund invests in securities included in or representative of its Index regardless of investment merit. The Funds generally will not attempt to take defensive positions in declining markets. In the event that an Index is no longer calculated, the corresponding Index license is terminated or the identity or character of an Index is materially changed, the applicable Fund will seek to engage a replacement index.

**PORTFOLIO TURNOVER RISK.** Certain Funds have an investment strategy that may frequently involve buying and selling portfolio securities. High portfolio turnover may result in a Fund paying higher levels of transaction costs, including brokerage commissions, dealer mark-ups and other costs and may generate greater tax liabilities for shareholders. Portfolio turnover risk may cause a Fund's performance to be less than expected.

**PREMIUM/DISCOUNT RISK.** The market price of a Fund's shares will generally fluctuate in accordance with changes in the Fund's net asset value as well as the relative supply of and demand for shares on the Exchange. First Trust cannot predict whether shares will trade below, at or above their net asset value because the shares trade on the Exchange at market prices and not at net asset value. Price differences may be due, in large part, to the fact that supply and demand forces at work in

the secondary trading market for shares will be closely related, but not identical, to the same forces influencing the prices of the holdings of a Fund trading individually or in the aggregate at any point in time. However, given that shares can only be purchased and redeemed in Creation Units, and only to and from broker-dealers and large institutional investors that have entered into participation agreements (unlike shares of closed-end funds, which frequently trade at appreciable discounts from, and sometimes at premiums to, their net asset value), First Trust believes that large discounts or premiums to the net asset value of shares should not be sustained absent disruptions to the creation and redemption mechanism, extreme market volatility or potential lack of authorized participants. During stressed market conditions, the market for a Fund's shares may become less liquid in response to deteriorating liquidity in the market for a Fund's underlying portfolio holdings, which could in turn lead to differences between the market price of a Fund's shares and their net asset value.

**REAL ESTATE COMPANIES RISK.** Certain Funds invest significantly in real estate companies. Real estate companies include REITs and other companies involved in the operation and development of commercial, residential and industrial real estate. An investment in a real estate company may be subject to risks similar to those associated with direct ownership of real estate, including the possibility of declines in the value of real estate, losses from casualty or condemnation, and changes in local and general economic conditions, supply and demand, interest rates, environmental liability, zoning laws, regulatory limitations on rents, property taxes, and operating expenses. Some real property companies have limited diversification because they invest in a limited number of properties, a narrow geographic area, or a single type of property. The performance of real estate companies has historically been cyclical and particularly sensitive to the overall economy and market changes, including declines in the value of real estate or, conversely, saturation of the real estate market, economic downturns and defaults by borrowers or tenants during such periods, increases in competition, possible lack of mortgage funds or other limits to accessing the credit or capital markets, and changes in interest rates.

**REIT RISK.** Certain Funds invest in REITs. REITs typically own and operate income-producing real estate, such as residential or commercial buildings, or real-estate related assets, including mortgages. As a result, investments in REITs are subject to the risks associated with investing in real estate, which may include, but are not limited to: fluctuations in the value of underlying properties; defaults by borrowers or tenants; market saturation; changes in general and local operating expenses; and other economic, political or regulatory occurrences affecting companies in the real estate sector. Additionally, investing in REITs involves certain other risks related to their structure and focus, which include, but are not limited to, dependency upon management skills, limited diversification, the risks of locating and managing financing for projects, heavy cash flow dependency, possible default by borrowers, the costs and potential losses of self-liquidation of one or more holdings, the risk of a possible lack of mortgage funds and associated interest rate risks, overbuilding, property vacancies, increases in property taxes and operating expenses, changes in zoning laws, losses due to environmental damages, changes in neighborhood values and appeal to purchasers, the possibility of failing to maintain exemptions from registration under the 1940 Act, failure to satisfy the requirements of the Internal Revenue Code of 1986 for maintaining REIT status and, in many cases, relatively small market capitalization, which may result in less market liquidity and greater price volatility for a REIT's shares. REITs are also subject to the risk that the real estate market may experience an economic downturn generally, which may have a material effect on the real estate in which the REITs invest and their underlying portfolio securities.

**RESTRICTED SECURITIES RISK.** Certain Funds may invest in restricted securities. Restricted securities are securities that cannot be offered for public resale unless registered under the applicable securities laws or that have a contractual restriction that prohibits or limits their resale. Restricted securities include private placement securities that have not been registered under the applicable securities laws, such as Rule 144A securities, and securities of U.S. and non-U.S. issuers that are issued pursuant to Regulation S. Private placements are generally subject to strict restrictions on resale. Restricted securities may be illiquid as they generally are not listed on an exchange and may have no active trading market. A Fund may be unable to sell a restricted security on short notice or may be able to sell them only at a price below current value. It may be more difficult to determine a market value for a restricted security. Also, a Fund may get limited information about the issuer of a restricted security, so it may be less able to predict a loss. In addition, if Fund management receives material non-public information about the issuer, a Fund may as a result be unable to sell the securities. Certain restricted securities may involve a high degree of business and financial risk and may result in substantial losses.

**SIGNIFICANT EXPOSURE RISK.** To the extent that a Fund invests a large percentage of its assets in a single asset class or the securities of issuers within the same country, state, region, industry or sector, an adverse economic, business or political development that affected a particular asset class, region or industry may affect the value of the Fund's investments more than if the Fund were more broadly diversified. A significant exposure makes a Fund more susceptible to any single occurrence and may subject the Fund to greater volatility and market risk than a fund that is more broadly diversified.

**SMALLER COMPANIES RISK.** Certain Funds invest in the securities of small and/or mid capitalization companies. The stock price of small and/or mid capitalization companies may be more volatile than those of larger companies and therefore a Fund's share price may be more volatile than those of funds that invest a larger percentage of their assets in stocks issued by large capitalization companies. Stock prices of small and/or mid capitalization companies are also generally more vulnerable than those of large capitalization companies to adverse business and economic developments. Securities of small and/or mid capitalization companies may be thinly traded, making it difficult for a Fund to buy and sell them. In addition, small and/or mid capitalization companies are typically less financially stable than larger, more established companies and may reinvest a high proportion of their earnings in their business and may not pay dividends. Small and/or mid capitalization companies may also depend on a small number of essential personnel who may also be less experienced than the management of larger companies, making these companies more vulnerable to experiencing adverse effects due to the loss or inexperience of personnel. Small and/or mid capitalization companies also normally have less diverse product lines than those of large capitalization companies and are more susceptible to adverse developments concerning their products.

**SMART GRID COMPANIES RISK.** Certain Funds invest significantly in smart grid companies. Smart grid companies are affected by general business conditions as well as conditions within the communication services, industrial, information technology and utilities sectors. Smart grid companies can also be negatively affected by high costs of research and development, high capital requirements for implementation, high leverage, costs associated with environmental and other regulations, the effects of economic slowdown including surplus capacity, government budgetary constraints and other factors. Additionally, smart grid companies may be subject to regulation by various governmental authorities and also may be affected by governmental regulation of rates charged to customers, service interruption and/or legal challenges due to environmental, operational or other issues and the imposition of special tariffs and changes in tax laws, regulatory policies and accounting standards. Smart grid companies are often reliant upon contracts with government and commercial customers which may expire from time to time. Other risks include environmental damage due to a company's operations or an accident, changes in market sentiment towards infrastructure and terrorist acts. In general, smart grid companies may have a limited ability to quickly transform their businesses in order to implement new technologies.

**SOUTH KOREA RISK.** Certain Funds invest significantly in the securities of South Korean issuers. The Fund is subject to certain risks specifically associated with investments in the securities of South Korean issuers. Substantial political tensions exist between North Korea and South Korea. Escalated tensions involving the two nations and the outbreak of hostilities between the two nations, or even the threat of an outbreak of hostilities, could have a severe adverse effect on the South Korean economy. In addition, South Korea's economic growth potential has recently been on a decline because of a rapidly aging population and structural problems, among other factors. The South Korean economy is heavily reliant on trading exports, especially to other Asian countries and the U.S., and disruptions or decreases in trade activity could lead to further declines. The South Korean economy's dependence on the economies of Asia and the U.S. mean that a reduction in spending by these economies on South Korean products and services or negative changes in any of these economies may cause an adverse impact on the South Korean economy and therefore, on a Fund's investments. In addition, South Korea is located in a part of the world that has historically been prone to natural disasters such as earthquakes, hurricanes or tsunamis, and is economically sensitive to environmental events. Any such event may adversely impact South Korea's economy or business operations of companies in South Korea. South Korea has privatized, or has begun the process of privatizing, certain entities and industries. Newly privatized companies may face strong competition from government-sponsored competitors that have not been privatized. In some instances, investors in newly privatized entities have suffered losses due to the inability of the newly privatized entities to adjust quickly to a competitive environment or changing regulatory and legal standards or, in some cases, due to re-nationalization of such privatized entities. There is no assurance that similar losses will not recur.

**TIMBER COMPANIES RISK.** Certain Funds invest significantly in timber companies. Timber companies may be affected by numerous factors, including events occurring in nature and international politics. For example, the volume and value of timber that can be harvested from timberlands may be limited by natural disasters and other events such as fire, volcanic eruptions, insect infestation, disease, ice storms, wind storms, flooding, other weather conditions and other causes. In periods of poor logging conditions, timber companies may harvest less timber than expected. Timber companies are subject to many federal, state and local environmental and health and safety laws and regulations. In addition, rising interest rates and general economic conditions may affect the demand for timber products.

**TRADING ISSUES RISK.** Trading in Fund shares on an Exchange may be halted due to market conditions or for reasons that, in the view of the Exchange, make trading in shares inadvisable. In addition, trading in Fund shares on an Exchange is subject to trading halts caused by extraordinary market volatility pursuant to an Exchange's "circuit breaker" rules. There can be no assurance that the requirements of an Exchange necessary to maintain the listing of a Fund will continue to be met or will

remain unchanged. A Fund may have difficulty maintaining its listing on an Exchange in the event a Fund's assets are small, the Fund does not have enough shareholders, or if the Fund is unable to proceed with creation and/or redemption orders.

**UNITED KINGDOM RISK.** Certain Funds invest significantly in securities issued by U.K. issuers. The United Kingdom's economy relies heavily on the export of both goods and services to EU member countries, and to a lesser extent the United States and China. The United Kingdom has one of the largest economies in Europe and is heavily dependent on trade with EU member countries. Trade between the United Kingdom and the EU is highly integrated through supply chains and trade in services, as well as through multinational companies. As a result, the economy of the United Kingdom may be impacted by changes to the economic health of EU member countries, the United States and China. In 2016, the United Kingdom voted via referendum to leave the EU. After years of negotiations between the United Kingdom and the EU, a withdrawal agreement was reached that would have the United Kingdom formally leave the EU and enter a transition period during which the United Kingdom would continue to follow all EU rules and remain a member of the EU single market and customs union. During this transition period, the United Kingdom is expected to begin negotiations with the EU on a free trade agreement. Should the transition period end without the United Kingdom and the EU agreeing on such an agreement, trade and economic relations between the two parties will be governed by WTO rules. Under such a scenario, trade between the United Kingdom and the EU would no longer be tariff-free and non-tariff barriers such as new customs procedures would also arise, adding costs to doing business. The precise impact on the United Kingdom's economy as a result of its departure from the EU depends to a large degree on its ability to conclude favorable trade deals with the EU and other countries, including the United States, China, India and Japan. While new trade deals may boost economic growth, such growth may not be able to offset the increased costs of trade with the EU resulting from the United Kingdom's loss of its membership in the EU single market. Certain sectors within the United Kingdom's economy may be particularly affected by Brexit, including the automotive, chemicals, financial services and professional services. A particularly contentious element of the United Kingdom's negotiated withdrawal from the EU was the treatment of Northern Ireland (which is part of the United Kingdom) following the United Kingdom's departure. Under the terms of the withdrawal agreement, Northern Ireland would maintain regulatory alignment with the EU (essentially creating a customs border in the Irish Sea) to maintain an open border with the Republic of Ireland (an EU member state) while safeguarding the rules of the EU single market. At the end of a transition period, the United Kingdom, including Northern Ireland, would leave the EU customs union and pursue an independent national trade policy. The ultimate effects of this arrangement on Northern Ireland's economy remain to be seen.

**UTILITY COMPANIES RISK.** Certain Funds invest significantly in utility companies. Utility companies include companies producing or providing gas, electricity or water. The risks inherent in the utilities sector include a variety of factors that may adversely affect the business or operations of utility companies, including: high interest costs associated with capital construction and improvement programs; difficulty in raising adequate capital on reasonable terms in periods of high inflation and unsettled capital markets; governmental regulation of rates that the issuer can charge to customers; costs associated with compliance with, and adjusting to changes to, environmental and other regulations; effects of economic slowdowns and surplus capacity; increased competition from other providers of utilities services; costs associated with the reduced availability of certain types of fuel, occasionally reduced availability and high costs of natural gas for resale, and the effects of energy conservation policies. Some utility companies also face risks associated with the effects of a national energy policy and lengthy delays, and greatly increased costs and other problems, associated with the design, construction, licensing, regulation and operation of nuclear facilities for electric generation, including, among other considerations: the problems associated with the use of radioactive materials and the disposal of radioactive wastes; technological innovations that may render existing plants, equipment or products obsolete; difficulty in obtaining regulatory approval of new technologies; lack of compatibility of telecommunications equipment; potential impacts of terrorist activities on the utilities industry and its customers; and the impact of natural or man-made disasters. Utility companies may also be subject to regulation by various governmental authorities and may be affected by the imposition of special tariffs and changes in tax laws, regulatory policies and accounting standards. Deregulation is subjecting utility companies to greater competition and may adversely affect profitability. As deregulation allows utilities to diversify outside of their original geographic regions and their traditional lines of business, utility companies may engage in riskier ventures. There is no assurance that regulatory authorities will, in the future, grant rate increases, or that such increases will be adequate to permit the payment of dividends on stocks issued by a utility company.

**WATER COMPANIES RISK.** Certain Funds invest significantly in water companies. Water companies can be significantly affected by the availability of water, the level of rainfall and the occurrence of other climatic and environmental events, changes in water consumption and water conservation. Water companies may also be negatively affected by changes in governmental regulation and spending, technological advances and increases in inflation, interest rates or the cost of raw materials. Water companies may be subject to liability for environmental damage, depletion of resources, conflicts with local communities over water rights and mandated expenditures for safety and pollution control.



**WIND ENERGY COMPANIES RISK.** Certain Funds invest significantly in wind energy companies. Wind energy companies can be significantly affected by the obsolescence of existing technology, short product cycles, falling prices and profits, competition from new market entrants and general economic conditions. Such companies may also be highly dependent on government subsidies and contracts with government entities and may be negatively affected if such subsidies and contracts become unavailable. They are also susceptible to fluctuations in energy prices and supply and demand of alternative energy fuels, energy conservation efforts, the success of exploration projects and tax and other government regulations. Wind energy companies could be adversely affected by commodity price volatility, changes in exchange rates, imposition of import controls, increased competition, depletion of resources, technological developments and labor relations.

### **Non-Principal Risks**

**BORROWING AND LEVERAGE RISK.** If a Fund borrows money, it must pay interest and other fees, which may reduce the Fund's returns. Any such borrowings are intended to be temporary. However, under certain market conditions, including periods of low demand or decreased liquidity, such borrowings might be outstanding for longer periods of time. As prescribed by the 1940 Act, a Fund will be required to maintain specified asset coverage of at least 300% with respect to any bank borrowing immediately following such borrowing and at all times thereafter. A Fund may be required to dispose of assets on unfavorable terms if market fluctuations or other factors reduce the Fund's asset coverage to less than the prescribed amount.

**FAILURE TO QUALIFY AS A REGULATED INVESTMENT COMPANY RISK.** If, in any year, a Fund fails to qualify as a regulated investment company under the applicable tax laws, the Fund would be taxed as an ordinary corporation. In such circumstances, a Fund could be required to recognize unrealized gains, pay substantial taxes and interest and make substantial distributions before requalifying as a regulated investment company that is accorded special tax treatment. If a Fund fails to qualify as a regulated investment company, distributions to the Fund's shareholders generally would be eligible for the dividends received deduction in the case of corporate shareholders. For additional information, please see the section entitled "Federal Tax Matters."

**INTELLECTUAL PROPERTY RISK.** Each Fund relies on a license and related sublicense that permits a Fund to use its Index and associated trade names, trademarks and service marks (the "*Intellectual Property*") in connection with the Fund's name and investment strategies. Such license and related sublicense may be terminated by the Index Provider, and, as a result, a Fund may lose its ability to use the Intellectual Property. There is also no guarantee that the Index Provider has all rights to license the Intellectual Property for use by a Fund. Accordingly, in the event the license is terminated or the Index Provider does not have rights to license the Intellectual Property, it may have a significant effect on the operation of a Fund.

**INTERNATIONAL CLOSED MARKET TRADING RISK.** Because securities held by a Fund trade on non-U.S. exchanges that are closed when a Fund's primary listing exchange is open, there are likely to be deviations between the current price of an underlying security and the last quoted price for the underlying security (*i.e.*, a Fund's quote from the closed foreign market), resulting in premiums or discounts to a Fund's net asset value that may be greater than those experienced by other exchange-traded funds. However, because shares can be created and redeemed in Creation Units at a Fund's net asset value, it is not expected that large discounts or premiums to the net asset value of a Fund will be sustained over the long term (unlike shares of many closed-end funds, which frequently trade at appreciable discounts from, and sometimes at premiums to, their net asset value).

**ISSUER SPECIFIC CHANGES RISK.** The value of an individual security or particular type of security can be more volatile than the market as a whole and can perform differently from the value of the market as a whole.

**LEGISLATION/LITIGATION RISK.** From time to time, various legislative initiatives are proposed in the United States and abroad, which may have a negative impact on certain companies in which a Fund invests. In addition, litigation regarding any of the issuers of the securities owned by a Fund, or industries represented by these issuers, may negatively impact the value of the securities. Such legislation or litigation may cause a Fund to lose value or may result in higher portfolio turnover if the Advisor determines to sell such a holding.

**OPERATIONAL RISK.** Each Fund is subject to risks arising from various operational factors, including, but not limited to, human error, processing and communication errors, errors of a Fund's service providers, counterparties or other third-parties, failed or inadequate processes and technology or systems failures. Although the Funds and the Advisor seek to reduce these operational risks through controls and procedures, there is no way to completely protect against such risks.

**REPURCHASE AGREEMENT RISK.** The Funds may enter into repurchase agreements. A repurchase agreement is an agreement to purchase a security from a party at one price and a simultaneous agreement to sell it back to the original party at an agreed-upon price, typically representing the purchase price plus interest. Repurchase agreements may be viewed as loans

made by a Fund which are collateralized by the securities subject to repurchase. A Fund's investment return on such transactions will depend on the counterparty's willingness and ability to perform its obligations under a repurchase agreement. If a Fund's counterparty should default on its obligations and a Fund is delayed or prevented from recovering the collateral, or if the value of the collateral is insufficient, a Fund may have to borrow cash, subject to certain legal limits, or realize a loss.

## Fund Organization

Each Fund is a series of the Trust, an investment company registered under the 1940 Act. Each Fund is treated as a separate fund with its own investment objective and policies. The Trust is organized as a Massachusetts business trust. The Board is responsible for the overall management and direction of the Trust. The Board elects the Trust's officers and approves all significant agreements, including those with the Advisor, custodian and fund administrative and accounting agent.

## Management of the Funds

First Trust Advisors L.P., 120 East Liberty Drive, Wheaton, Illinois 60187, is the investment advisor to the Funds. In this capacity, First Trust is responsible for the selection and ongoing monitoring of the securities in each Fund's portfolio and certain other services necessary for the management of the portfolios.

First Trust is a limited partnership with one limited partner, Grace Partners of DuPage L.P., and one general partner, The Charger Corporation. Grace Partners of DuPage L.P. is a limited partnership with one general partner, The Charger Corporation, and a number of limited partners. The Charger Corporation is an Illinois corporation controlled by James A. Bowen, the Chief Executive Officer of First Trust. First Trust discharges its responsibilities subject to the policies of the Board.

First Trust serves as advisor or sub-advisor for 8 mutual fund portfolios, 10 exchange-traded funds consisting of 169 series and 16 closed-end funds. It is also the portfolio supervisor of certain unit investment trusts sponsored by First Trust Portfolios L.P. ("FTP"), an affiliate of First Trust, 120 East Liberty Drive, Wheaton, Illinois 60187. FTP specializes in the underwriting, trading and distribution of unit investment trusts and other securities. FTP is the principal underwriter of the shares of each Fund.

There is no one individual primarily responsible for portfolio management decisions for the Funds. Investments are made under the direction of the Investment Committee. The Investment Committee consists of Daniel J. Lindquist, Jon C. Erickson, David G. McGarel, Roger F. Testin, Stan Ueland, Chris A. Peterson and Erik Russo.

- Mr. Lindquist is Chairman of the Investment Committee and presides over Investment Committee meetings. Mr. Lindquist is responsible for overseeing the implementation of each Fund's investment strategy. Mr. Lindquist was a Senior Vice President of First Trust and FTP from September 2005 to July 2012 and is now a Managing Director of First Trust and FTP. Mr. Lindquist is a recipient of the Chartered Financial Analyst designation.
- Mr. Erickson joined First Trust in 1994 and is a Senior Vice President of First Trust and FTP. As the head of First Trust's Equity Research Group, Mr. Erickson is responsible for determining the securities to be purchased and sold by funds that do not utilize quantitative investment strategies. Mr. Erickson is a recipient of the Chartered Financial Analyst designation.
- Mr. McGarel is the Chief Investment Officer, Chief Operating Officer and a Managing Director of First Trust and FTP. As First Trust's Chief Investment Officer, Mr. McGarel consults with the other members of the Investment Committee on market conditions and First Trust's general investment philosophy. Mr. McGarel was a Senior Vice President of First Trust and FTP from January 2004 to July 2012. Mr. McGarel is a recipient of the Chartered Financial Analyst designation.
- Mr. Testin is a Senior Vice President of First Trust and FTP. Mr. Testin is the head of First Trust's Portfolio Management Group. Mr. Testin has been a Senior Vice President of First Trust and FTP since November 2003. Mr. Testin is a recipient of the Chartered Financial Analyst designation.
- Mr. Ueland joined First Trust as a Vice President in August 2005 and has been a Senior Vice President of First Trust and FTP since September 2012. At First Trust, he plays an important role in executing the investment strategies of each portfolio of exchange-traded funds advised by First Trust.
- Mr. Peterson is a Senior Vice President and head of First Trust's strategy research group. He joined First Trust in January of 2000. Mr. Peterson is responsible for developing and implementing quantitative equity investment strategies. Mr. Peterson received his B.S. in Finance from Bradley University in 1997 and his M.B.A. from the University of Chicago Booth School of Business in 2005. He has over 20 years of financial services industry experience and is a recipient of the Chartered Financial Analyst designation.

- Mr. Russo is a Vice President of First Trust. He is responsible for implementing the investment strategies of each portfolio of exchange-traded funds advised by First Trust in his role as a Portfolio Manager. Mr. Russo joined First Trust in January of 2010.

For additional information concerning First Trust, including a description of the services provided to the Funds, see the Funds' SAI. Additional information about the compensation of Investment Committee members, other accounts managed by members of the Investment Committee and ownership by members of the Investment Committee of shares of the Funds is provided in the SAI.

## Management Fee

Pursuant to an investment management agreement (the "*Unitary Fee Investment Management Agreement*") between First Trust and the Trust, on behalf of First Trust BICK Index Fund, First Trust Cloud Computing ETF, First Trust Indxx Global Agriculture ETF, First Trust Indxx Global Natural Resources Income ETF, First Trust International Equity Opportunities ETF, First Trust Nasdaq Cybersecurity ETF and First Trust NASDAQ Global Auto Index Fund (the "*Unitary Fee Funds*"), First Trust manages each Unitary Fee Fund's assets. First Trust is paid an annual unitary management fee of each Fund's average daily net assets at the rate set forth in the table below and is responsible for the expenses of such Fund including the cost of transfer agency, custody, fund administration, legal, audit and other services, and excluding fee payments under the Unitary Fee Investment Management Agreement, interest, taxes, acquired fund fees and expenses (if any), brokerage commissions and other expenses connected with the execution of portfolio transactions, distribution and service fees payable pursuant to a Rule 12b-1 plan, if any, and extraordinary expenses.

<b>Fund</b>	<b>% of Daily Net Assets</b>
First Trust BICK Index Fund	0.64%
First Trust Cloud Computing ETF	0.60%
First Trust Indxx Global Agriculture ETF	0.70%
First Trust Indxx Global Natural Resources Income ETF	0.70%
First Trust International Equity Opportunities ETF	0.70%
First Trust Nasdaq Cybersecurity ETF	0.60%
First Trust NASDAQ Global Auto Index Fund	0.70%

Pursuant to a separate investment management agreement (the "*Expense Cap Investment Management Agreement*") between First Trust and the Trust, on behalf of First Trust Dow Jones Global Select Dividend Index Fund, First Trust FTSE EPRA/NAREIT Developed Markets Real Estate Index Fund, First Trust Global Engineering and Construction ETF, First Trust Global Wind Energy ETF, First Trust NASDAQ® Clean Edge® Smart Grid Infrastructure Index Fund and First Trust STOXX® European Select Dividend Index Fund (the "*Expense Cap Funds*"), First Trust manages each Expense Cap Fund's assets. First Trust is paid an annual management fee of 0.40% of each Fund's average daily net assets. Additionally, First Trust and the Trust, on behalf of the Expense Cap Funds, have entered into an Expense Reimbursement, Fee Waiver and Recovery Agreement (the "*Recovery Agreement*") pursuant to which First Trust has agreed to waive fees and/or pay fund expenses to the extent necessary to prevent the annual operating expenses of each such Expense Cap Fund (excluding interest expense, brokerage commissions and other trading expenses, taxes and extraordinary expenses) from exceeding the percentage of average daily net assets per year set forth below (the "*Expense Cap*") at least through January 31, 2022 (the "*Expense Cap Termination Date*").

<b>Fund</b>	<b>Expense Cap</b>
First Trust Dow Jones Global Select Dividend Index Fund	0.60%
First Trust FTSE EPRA/NAREIT Developed Markets Real Estate Index Fund	0.60%
First Trust Global Engineering and Construction ETF	0.70%
First Trust Global Wind Energy ETF	0.60%
First Trust NASDAQ® Clean Edge® Smart Grid Infrastructure Index Fund	0.70%
First Trust STOXX® European Select Dividend Index Fund	0.60%

Each Expense Cap Fund is responsible for all of its expenses, including management fees, costs of transfer agency, custody, fund administration, legal, audit and other services, interest, taxes, brokerage commissions and other expenses related to the execution of portfolio transactions, paying for its sublicensing fees related to the Fund's Index, any distribution fees or

expenses, and extraordinary expenses. Pursuant to the Recovery Agreement, expenses borne and fees waived by First Trust are subject to recovery by First Trust for up to three years from the date the fee was waived or expense was incurred, but no reimbursement payment will be made by a Fund if it results in the Fund exceeding an expense ratio equal to the Expense Cap in place at the time the expenses were reimbursed or fees waived by First Trust. The Unitary Fee Funds are not a party to the Recovery Agreement and are therefore not subject to an Expense Cap.

The table below sets forth the annual management fee that First Trust may receive from each Fund. The table also sets forth the amounts paid by the Funds to First Trust for the fiscal year ended September 30, 2020 (net of fee waivers and/or expense reimbursements, as applicable) as a percentage of average daily net assets.

<b>Fund</b>	<b>Annual Management Fee (% of average daily net assets)</b>	<b>Annual Expense Cap (% of average daily net assets)</b>	<b>Expense Cap Termination Date</b>	<b>Management Fee Paid for the Year Ended 9/30/2020 (% of average daily net assets)</b>
First Trust BICK Index Fund	0.64%	N/A	N/A	0.64%
First Trust Cloud Computing ETF	0.60%	N/A	N/A	0.60%
First Trust Dow Jones Global Select Dividend Index Fund	0.40%	0.60%	January 31, 2022	0.40%
First Trust FTSE EPRA/NAREIT Developed Markets Real Estate Index Fund	0.40%	0.60%	January 31, 2022	0.15%
First Trust Global Engineering and Construction ETF	0.40%	0.70%	January 31, 2022	0.00%
First Trust Global Wind Energy ETF	0.40%	0.60%	January 31, 2022	0.34%
First Trust Indxx Global Agriculture ETF	0.70%	N/A	N/A	0.70%
First Trust Indxx Global Natural Resources Income ETF	0.70%	N/A	N/A	0.70%
First Trust International Equity Opportunities ETF	0.70%	N/A	N/A	0.70%
First Trust NASDAQ® Clean Edge® Smart Grid Infrastructure Index Fund	0.40%	0.70%	January 31, 2022	0.35%
First Trust Nasdaq Cybersecurity ETF	0.60%	N/A	N/A	0.60%
First Trust NASDAQ Global Auto Index Fund	0.70%	N/A	N/A	0.70%
First Trust STOXX® European Select Dividend Index Fund	0.40%	0.60%	January 31, 2022	0.40%

A discussion regarding the Board's approval of the continuation of Investment Management Agreements is available in the Funds' Annual Report to Shareholders for the year ended September 30, 2020

## How to Buy and Sell Shares

Most investors buy and sell shares of a Fund in secondary market transactions through brokers. Shares of each Fund are listed for trading on the secondary market on one or more national securities exchanges. Shares can be bought and sold throughout the trading day like other publicly traded shares. There is no minimum investment when buying shares on an Exchange. Although shares are generally purchased and sold in "round lots" of 100 shares, brokerage firms typically permit investors to purchase or sell shares in smaller "odd lots," at no per-share price differential. When buying or selling shares through a broker, investors should expect to pay brokerage commissions, investors may receive less than the net asset value of the shares because shares are bought and sold at market prices rather than at net asset value, and investors may pay some or all of the bid-ask spread for each transaction (purchase or sale) of Fund shares. Share prices are reported in dollars and cents per share.

Under normal circumstances, a Fund will pay out redemption proceeds to a redeeming authorized participant within two days after the authorized participant's redemption request is received, in accordance with the process set forth in a Fund's SAI and in the agreement between the authorized participant and the Fund's distributor. However, each Fund reserves the right, including under stressed market conditions, to take up to seven days after the receipt of a redemption request to pay an authorized participant, all as permitted by the 1940 Act. If a Fund has foreign investments in a country where a local market holiday, or series of consecutive holidays, or the extended delivery cycles for transferring foreign investments to redeeming authorized participants prevents the Fund from delivering such foreign investments to an authorized participant in response

to a redemption request, a Fund may take up to 15 days after the receipt of the redemption request to deliver such investments to the authorized participant.

For purposes of the 1940 Act, each Fund is treated as a registered investment company, and, absent an available exemption or exemptive relief, the acquisition of shares by other registered investment companies and companies relying on Sections 3(c)(1) and 3(c)(7) of the 1940 Act is subject to the restrictions of Section 12(d)(1) of the 1940 Act. The Trust, on behalf of the Funds, has received an exemptive order from the Securities and Exchange Commission that permits certain registered investment companies to invest in a Fund beyond the limits set forth in Section 12(d)(1), subject to certain terms and conditions, including that any such investment companies enter into agreements with a Fund regarding the terms of any investment.

### **Book Entry**

Shares are held in book-entry form, which means that no share certificates are issued. The Depository Trust Company (“DTC”) or its nominee is the record owner of all outstanding shares of a Fund and is recognized as the owner of all shares for all purposes.

Investors owning shares are beneficial owners as shown on the records of DTC or its participants. DTC serves as the securities depository for all shares. Participants in DTC include securities brokers and dealers, banks, trust companies, clearing corporations and other institutions that directly or indirectly maintain a custodial relationship with DTC. As a beneficial owner of shares, you are not entitled to receive physical delivery of share certificates or to have shares registered in your name, and you are not considered a registered owner of shares. Therefore, to exercise any right as an owner of shares, you must rely upon the procedures of DTC and its participants. These procedures are the same as those that apply to any other stocks that you hold in book-entry or “street name” form.

### **Share Trading Prices**

The trading price of shares of a Fund on the secondary market is based on market price and may differ from such Fund's daily net asset value and can be affected by market forces of supply and demand, economic conditions and other factors.

### **Frequent Purchases and Redemptions of the Funds' Shares**

The Funds impose no restrictions on the frequency of purchases and redemptions (“*market timing*”). In determining not to approve a written, established policy, the Board evaluated the risks of market timing activities by the Funds' shareholders. The Board considered that the Funds' shares can only be purchased and redeemed directly from the Funds in Creation Units by broker-dealers and large institutional investors that have entered into participation agreements (*i.e.*, authorized participants (“APs”)) and that the vast majority of trading in the Funds' shares occurs on the secondary market. Because the secondary market trades do not involve the Funds directly, it is unlikely those trades would cause many of the harmful effects of market timing, including dilution, disruption of portfolio management, increases in the Funds' trading costs and the realization of capital gains. With respect to trades directly with the Funds, to the extent effected in-kind (*i.e.*, for securities), those trades do not cause any of the harmful effects that may result from frequent cash trades. To the extent that the Funds may effect the purchase or redemption of Creation Units in exchange wholly or partially for cash, the Board noted that such trades could result in dilution to a Fund and increased transaction costs, which could negatively impact the Funds' ability to achieve their investment objective. However, the Board noted that direct trading by APs is critical to ensuring that the shares trade at or close to net asset value. In addition, the Funds impose fixed and variable transaction fees on purchases and redemptions of Creation Units to cover the custodial and other costs incurred by the Funds in effecting trades. Finally, the Advisor monitors purchase and redemption orders from APs for patterns of abusive trading and the Funds reserve the right to not accept orders from APs that the Advisor has determined may be disruptive to the management of the Funds, or otherwise not in the Funds' best interests.

## **Dividends, Distributions and Taxes**

Dividends from net investment income, if any, are declared and paid quarterly by each respective Fund. Each Fund distributes its net realized capital gains, if any, to shareholders at least annually.

Distributions in cash may be reinvested automatically in additional whole shares only if the broker through whom you purchased shares makes such option available. Such shares will generally be reinvested by the broker based upon the market price of those shares and investors may be subject to customary brokerage commissions charged by the broker.

## Federal Tax Matters

This section summarizes some of the main U.S. federal income tax consequences of owning shares of the Funds. This section is current as of the date of this prospectus. Tax laws and interpretations change frequently, and these summaries do not describe all of the tax consequences to all taxpayers. For example, these summaries generally do not describe your situation if you are a corporation, a non-U.S. person, a broker-dealer, or other investor with special circumstances. In addition, this section does not describe your state, local or non-U.S. tax consequences.

This federal income tax summary is based in part on the advice of counsel to the Funds. The Internal Revenue Service could disagree with any conclusions set forth in this section. In addition, counsel to the Funds was not asked to review, and has not reached a conclusion with respect to, the federal income tax treatment of the assets to be included in the Funds. The following disclosure may not be sufficient for you to use for the purpose of avoiding penalties under federal tax law.

As with any investment, you should seek advice based on your individual circumstances from your own tax advisor.

### Fund Status

Each Fund intends to continue to qualify as a "regulated investment company" under the federal tax laws. If a Fund qualifies as a regulated investment company and distributes its income as required by the tax law, the Fund generally will not pay federal income taxes.

### Distributions

The Funds' distributions are generally taxable. After the end of each year, you will receive a tax statement that separates the distributions of a Fund into two categories: ordinary income distributions and capital gain dividends. Ordinary income distributions are generally taxed at your ordinary tax rate, however, as further discussed below, certain ordinary income distributions received from a Fund may be taxed at the capital gains tax rates. Some portion of the ordinary income distributions that are attributable to dividends received by a Fund from shares in certain real estate investment trusts may be designated by the Fund as eligible for a deduction for qualified business income, provided certain holding period requirements are satisfied. Generally, you will treat all capital gain dividends as long-term capital gains regardless of how long you have owned your shares.

To determine your actual tax liability for your capital gain dividends, you must calculate your total net capital gain or loss for the tax year after considering all of your other taxable transactions, as described below. In addition, the Funds may make distributions that represent a return of capital for tax purposes and thus will generally not be taxable to you; however, such distributions may reduce your tax basis in your shares, which could result in you having to pay higher taxes in the future when shares are sold, even if you sell the shares at a loss from your original investment. A "return of capital" is a return, in whole or in part, of the funds that you previously invested in the Fund. A return of capital distribution should not be considered part of a Fund's dividend yield or total return of an investment in Fund shares. The tax status of your distributions from a Fund is not affected by whether you reinvest your distributions in additional shares or receive them in cash. The income from a Fund that you must take into account for federal income tax purposes is not reduced by amounts used to pay a deferred sales fee, if any. The tax laws may require you to treat distributions made to you in January as if you had received them on December 31 of the previous year.

Income from a Fund may also be subject to a 3.8% "Medicare tax." This tax generally applies to your net investment income if your adjusted gross income exceeds certain threshold amounts, which are \$250,000 in the case of married couples filing joint returns and \$200,000 in the case of single individuals.

### Dividends Received Deduction

A corporation that owns shares generally will not be entitled to the dividends received deduction with respect to many dividends received from the Funds because the dividends received deduction is generally not available for distributions from regulated investment companies. However, certain ordinary income dividends on shares that are attributable to qualifying dividends received by the Funds from certain corporations may be reported by the Funds as being eligible for the dividends received deduction.

### Capital Gains and Losses and Certain Ordinary Income Dividends

If you are an individual, the maximum marginal stated federal tax rate for net capital gain is generally 20% (15% or 0% for taxpayers with taxable incomes below certain thresholds). Some capital gains, including some portion of your capital gain dividends may be taxed at a higher maximum stated tax rate. Capital gain received from assets held for more than one year that is considered "unrecaptured section 1250 gain" (which may be the case, for example, with some capital gains attributable

to equity interests in real estate investment trusts that constitute interests in entities treated as real estate investment trusts for federal income tax purposes) is taxed at a maximum marginal stated federal tax rate of 25%. In the case of capital gain dividends, the determination of which portion of the capital gain dividend, if any, is subject to the 25% tax rate, will be made based on rules prescribed by the United States Treasury. Capital gains may also be subject to the Medicare tax described above.

Net capital gain equals net long-term capital gain minus net short-term capital loss for the taxable year. Capital gain or loss is long-term if the holding period for the asset is more than one year and is short-term if the holding period for the asset is one year or less. You must exclude the date you purchase your shares to determine your holding period. However, if you receive a capital gain dividend from a Fund and sell your share at a loss after holding it for six months or less, the loss will be recharacterized as long-term capital loss to the extent of the capital gain dividend received. The tax rates for capital gains realized from assets held for one year or less are generally the same as for ordinary income. The Internal Revenue Code of 1986, as amended, treats certain capital gains as ordinary income in special situations.

An election may be available to you to defer recognition of the gain attributable to a capital gain dividend if you make certain qualifying investments within a limited time. You should talk to your tax advisor about the availability of this deferral election and its requirements.

Ordinary income dividends received by an individual shareholder from regulated investment companies such as the Funds are generally taxed at the same rates that apply to net capital gain (as discussed above), provided certain holding period requirements are satisfied and provided the dividends are attributable to qualifying dividends received by the Funds themselves. Dividends from REITs and foreign corporations are qualifying dividends only in limited circumstances. Each Fund will provide notice to its shareholders of the amount of any distribution which may be taken into account as a dividend which is eligible for the capital gains tax rates.

## **Sale of Shares**

If you sell or redeem your shares, you will generally recognize a taxable gain or loss. To determine the amount of this gain or loss, you must subtract your tax basis in your shares from the amount you receive in the transaction. Your tax basis in your shares is generally equal to the cost of your shares, generally including sales charges. In some cases, however, you may have to adjust your tax basis after you purchase your shares. An election may be available to you to defer recognition of capital gain if you make certain qualifying investments within a limited time. You should talk to your tax advisor about the availability of this deferral election and its requirements.

## **Taxes on Purchase and Redemption of Creation Units**

If you exchange securities for Creation Units, you will generally recognize a gain or a loss. The gain or loss will be equal to the difference between the market value of the Creation Units at the time and your aggregate basis in the securities surrendered and the cash component paid. If you exchange Creation Units for securities, you will generally recognize a gain or loss equal to the difference between your basis in the Creation Units and the aggregate market value of the securities received and the cash redemption amount. The Internal Revenue Service, however, may assert that a loss realized upon an exchange of securities for Creation Units or Creation Units for securities cannot be deducted currently under the rules governing "wash sales," or on the basis that there has been no significant change in economic position.

## **Treatment of Fund Expenses**

Expenses incurred and deducted by the Funds will generally not be treated as income taxable to you.

## **Non-U.S. Tax Credit**

Because the Funds may invest in non-U.S. securities, the tax statement that you receive may include an item showing non-U.S. taxes a Fund paid to other countries. In this case, dividends taxed to you will include your share of the taxes such Fund paid to other countries. You may be able to deduct or receive a tax credit for your share of these taxes.

## **Non-U.S. Investors**

If you are a non-U.S. investor (*i.e.*, an investor other than a U.S. citizen or resident or a U.S. corporation, partnership, estate or trust), you should be aware that, generally, subject to applicable tax treaties, distributions from a Fund will be characterized as dividends for federal income tax purposes (other than dividends which a Fund properly reports as capital gain dividends) and will be subject to U.S. federal income taxes, including withholding taxes, subject to certain exceptions described below. However, distributions received by a non-U.S. investor from a Fund that are properly reported by a Fund as capital gain dividends may not be subject to U.S. federal income taxes, including withholding taxes, provided that a Fund makes certain elections

and certain other conditions are met. Distributions from a Fund that are properly reported by the Fund as an interest-related dividend attributable to certain interest income received by the Fund or as a short-term capital gain dividend attributable to certain net short-term capital gain income received by the Fund may not be subject to U.S. federal income taxes, including withholding taxes when received by certain non-U.S. investors, provided that the Fund makes certain elections and certain other conditions are met.

Distributions may be subject to a U.S. withholding tax of 30% in the case of distributions to (i) certain non-U.S. financial institutions that have not entered into an agreement with the U.S. Treasury to collect and disclose certain information and are not resident in a jurisdiction that has entered into such an agreement with the U.S. Treasury and (ii) certain other non-U.S. entities that do not provide certain certifications and information about the entity's U.S. owners. This withholding tax is also currently scheduled to apply to the gross proceeds from the disposition of securities that produce U.S. source interest or dividends. However, proposed regulations may eliminate the requirement to withhold on payments of gross proceeds from dispositions.

It is the responsibility of the entity through which you hold your shares to determine the applicable withholding.

### **Investments in Certain Non-U.S. Corporations**

If a Fund holds an equity interest in any "passive foreign investment companies" ("PFICs"), which are generally certain non-U.S. corporations that receive at least 75% of their annual gross income from passive sources (such as interest, dividends, certain rents and royalties or capital gains) or that hold at least 50% of their assets in investments producing such passive income, a Fund could be subject to U.S. federal income tax and additional interest charges on gains and certain distributions with respect to those equity interests, even if all the income or gain is timely distributed to its shareholders. A Fund will not be able to pass through to its shareholders any credit or deduction for such taxes. A Fund may be able to make an election that could ameliorate these adverse tax consequences. In this case, a Fund would recognize as ordinary income any increase in the value of such PFIC shares, and as ordinary loss any decrease in such value to the extent it did not exceed prior increases included in income. Under this election, a Fund might be required to recognize in a year income in excess of its distributions from PFICs and its proceeds from dispositions of PFIC stock during that year, and such income would nevertheless be subject to the distribution requirement and would be taken into account for purposes of the 4% excise tax. Dividends paid by PFICs are not treated as qualified dividend income.

## **Distribution Plan**

FTP serves as the distributor of Creation Units for the Funds on an agency basis. FTP does not maintain a secondary market in shares.

The Board has adopted a Distribution and Service Plan pursuant to Rule 12b-1 under the 1940 Act. In accordance with the Rule 12b-1 plan, the Funds are authorized to pay an amount up to 0.25% of their average daily net assets each year to reimburse FTP for amounts expended to finance activities primarily intended to result in the sale of Creation Units or the provision of investor services. FTP may also use this amount to compensate securities dealers or other persons that are APs for providing distribution assistance, including broker-dealer and shareholder support and educational and promotional services.

The Funds do not currently pay 12b-1 fees, and pursuant to a contractual arrangement, the Funds will not pay 12b-1 fees any time before January 31, 2022. However, in the event 12b-1 fees are charged in the future, because these fees are paid out of the Funds' assets, over time these fees will increase the cost of your investment and may cost you more than certain other types of sales charges.

## **Net Asset Value**

Each Fund's net asset value is determined as of the close of trading (normally 4:00 p.m., Eastern Time) on each day the New York Stock Exchange is open for trading. If the NYSE closes early on a valuation day, each Fund's net asset value will be determined as of that time. Net asset value is calculated for a Fund by taking the market price of the Fund's total assets, including interest or dividends accrued but not yet collected, less all liabilities (including accrued expenses and dividends declared but unpaid), and dividing such amount by the total number of shares outstanding. The result, rounded to the nearest cent, is the net asset value per share. All valuations are subject to review by the Board or its delegate.

Each Fund's investments are valued daily at market value or, in the absence of market value with respect to any portfolio securities, at fair value, in accordance with valuation procedures adopted by the Board and in accordance with the 1940 Act.



Portfolio securities listed on any exchange other than Nasdaq and the London Stock Exchange Alternative Investment Market (“AIM”) are valued at the last sale price on the business day as of which such value is being determined. Securities listed on Nasdaq or AIM are valued at the official closing price on the business day as of which such value is being determined. If there has been no sale on such day, or no official closing price in the case of securities traded on Nasdaq or AIM, the securities are fair valued at the mean of their most recent bid and ask price on such day.

Portfolio securities traded on more than one securities exchange are valued at the last sale price or official closing price, as applicable, on the business day as of which such value is being determined at the close of the exchange representing the principal market for such securities. For securities traded on an exchange that provides both an official closing price and a last sale price, the Advisor's Pricing Committee, at its discretion, shall determine to use either the last sale price or the official closing price, depending on which price reflects the appropriate market value. Portfolio securities traded in the over-the-counter market, but excluding securities trading on Nasdaq or AIM, are fair valued at the mean of their most recent bid and asked price, if available, and otherwise at the closing bid price. Short-term investments that mature in less than 60 days when purchased are fair valued at cost adjusted for amortization of premiums and accretion of discount, provided the Advisor's Pricing Committee has determined that the use of amortized cost is an appropriate reflection of fair value given market and issuer-specific conditions existing at the time of the determination. Net asset value may change on days when investors may not sell or redeem Fund shares.

Certain securities may not be able to be priced by pre-established pricing methods. Such securities may be valued by the Board or its delegate, the Advisor's Pricing Committee, at fair value. The use of fair value pricing by a Fund is governed by valuation procedures adopted by the Board and in accordance with the provisions of the 1940 Act. These securities generally include, but are not limited to, certain restricted securities (securities which may not be publicly sold without registration under the Securities Act of 1933) for which a pricing service is unable to provide a market price; securities whose trading has been formally suspended; a security whose market or fair value price is not available from a pre-established pricing source; a security with respect to which an event has occurred that is likely to materially affect the value of the security after the market has closed but before the calculation of a Fund's net asset value or make it difficult or impossible to obtain a reliable market quotation; and a security whose price, as provided by the pricing service, does not reflect the security's fair value. As a general principle, the current fair value of a security would appear to be the amount which the owner might reasonably expect to receive for the security upon its current sale. When fair value prices are used, generally they will differ from the current market quotations or official closing prices on the applicable exchange. A variety of factors may be considered in determining the fair value of such securities. See the Funds' SAI for details.

Because foreign securities exchanges may be open on different days than the days during which an investor may purchase or sell shares of a Fund, the value of such Fund's securities may change on days when investors are not able to purchase or sell shares of the Fund. The value of securities denominated in foreign currencies is converted into U.S. dollars at the exchange rates in effect at the time of valuation. Any use of a different rate from the rates used by a Fund's Index may adversely affect such Fund's ability to track its Index.

## **Fund Service Providers**

The Bank of New York Mellon, 240 Greenwich Street, New York, New York 10286, acts as the administrator, custodian and fund accounting and transfer agent for the Funds. Chapman and Cutler LLP, 111 West Monroe Street, Chicago, Illinois 60603, serves as legal counsel to the Funds. First Trust serves as the fund reporting agent for the Funds.

## **Index Providers**

The Indices are compiled by the Index Providers. The Index Providers are not affiliated with the Funds, FTP or First Trust. Each Fund is entitled to use the applicable Index pursuant to a sublicensing arrangement by and among the Fund, Index Provider, First Trust and FTP, which in turn has a license agreement with the Index Provider. Each Index Provider, or its agent, also serves as the index calculation agent for each Index. The index calculation agent intends to calculate and disseminate the values of the Indices at least once every 15 seconds.

## **Disclaimers**

First Trust does not guarantee the accuracy and/or the completeness of the Indices or any data included therein and First Trust shall have no liability for any errors, omissions or interruptions therein. First Trust makes no warranty, express or implied, as to results to be obtained by the Funds, owners of the shares of the Funds or any other person or entity from the use of the

Indices or any data included therein. First Trust makes no express or implied warranties, and expressly disclaims all warranties of merchantability or fitness for a particular purpose or use with respect to the Indices or any data included therein. Without limiting any of the foregoing, in no event shall First Trust have any liability for any special, punitive, direct, indirect or consequential damages (including lost profits) arising out of matters relating to the use of the Indices, even if notified of the possibility of such damages.

#### **First Trust BICK Index Fund**

#### **First Trust Cloud Computing ETF**

#### **First Trust Global Engineering and Construction ETF**

#### **First Trust Nasdaq Cybersecurity ETF**

#### **First Trust NASDAQ Global Auto Index Fund**

The ISE BICK™ Index, ISE CTA Cloud Computing Index™, ISE Global Engineering and Construction Index, Nasdaq CTA Cybersecurity Index™ and NASDAQ Global Auto Index<sup>SM</sup> are determined, composed and calculated by Nasdaq, Inc. (the “*Nasdaq Indices*,” and the Funds that seek to track the Nasdaq Indices, the “*Nasdaq Funds*”) The Nasdaq Funds are not sponsored, endorsed, sold or promoted by Nasdaq, Inc., or its affiliates (Nasdaq, with its affiliates, are referred to as the “*Corporations*”). The Corporations have not passed on the legality or suitability of, or the accuracy or adequacy of descriptions and disclosures relating to, the Nasdaq Funds. The Corporations make no representation or warranty, express or implied to the owners of the Nasdaq Funds or any member of the public regarding the advisability of investing in securities generally or in the Nasdaq Funds particularly, or the ability of the Nasdaq Indices to track general stock market performance. The Corporations' only relationship to First Trust is in the licensing of Nasdaq, Inc. and certain trade names of the Corporations and the use of the Nasdaq Indices which are determined, composed and calculated by Nasdaq, Inc. without regard to First Trust or the Funds. Nasdaq, Inc. has no obligation to take the needs of First Trust or the owners of the Nasdaq Funds into consideration in determining, composing or calculating the Nasdaq Indices. The Corporations are not responsible for and have not participated in the determination of the timing of, prices at, or quantities of the Nasdaq Funds to be issued or in the determination or calculation of the equation by which the Nasdaq Funds are to be converted into cash. The Corporations have no liability in connection with the administration, marketing or trading of the Nasdaq Funds.

THE CORPORATIONS DO NOT GUARANTEE THE ACCURACY AND/OR UNINTERRUPTED CALCULATION OF THE NASDAQ INDICES OR ANY DATA INCLUDED THEREIN. THE CORPORATIONS MAKE NO WARRANTY, EXPRESS OR IMPLIED, AS TO RESULTS TO BE OBTAINED BY FIRST TRUST, OWNERS OF THE NASDAQ FUNDS, OR ANY OTHER PERSON OR ENTITY FROM THE USE OF THE NASDAQ INDICES OR ANY DATA INCLUDED THEREIN. THE CORPORATIONS MAKE NO EXPRESS OR IMPLIED WARRANTIES, AND EXPRESSLY DISCLAIM ALL WARRANTIES OF MERCHANTABILITY OR FITNESS FOR A PARTICULAR PURPOSE OR USE WITH RESPECT TO THE NASDAQ INDICES OR ANY DATA INCLUDED THEREIN. WITHOUT LIMITING ANY OF THE FOREGOING, IN NO EVENT SHALL THE CORPORATIONS HAVE ANY LIABILITY FOR ANY LOST PROFITS OR SPECIAL, INCIDENTAL, PUNITIVE, INDIRECT, OR CONSEQUENTIAL DAMAGES, EVEN IF NOTIFIED OF THE POSSIBILITY OF SUCH DAMAGES.

#### **First Trust Dow Jones Global Select Dividend Index Fund**

“Dow Jones” is a registered trademark of Dow Jones Trademark Holdings LLC and is licensed for use by S&P Dow Jones Indices LLC and sublicensed for use by First Trust. The First Trust Dow Jones Global Select Dividend Index Fund is not sponsored, endorsed, sold or promoted by S&P Dow Jones Indices LLC, Dow Jones Trademark Holdings LLC or their affiliates or licensors (collectively, “*S&P Dow Jones*”). S&P Dow Jones makes no representation or warranty, express or implied, to the owners of the First Trust Dow Jones Global Select Dividend Index Fund or any member of the public regarding the advisability of trading in the First Trust Dow Jones Global Select Dividend Index Fund. S&P Dow Jones' only relationship to First Trust with respect to the First Trust Dow Jones Global Select Dividend Index Fund is the licensing of the Index and certain related trademarks. The Dow Jones Global Select Dividend Index<sup>SM</sup> is determined, composed and calculated by S&P Dow Jones without regard to First Trust or the First Trust Dow Jones Global Select Dividend Index Fund. S&P Dow Jones has no obligation to take the needs of First Trust or the owners of the First Trust Dow Jones Global Select Dividend Index Fund into consideration in determining, composing or calculating the Dow Jones Global Select Dividend Index<sup>SM</sup>. S&P Dow Jones is not responsible for and has not participated in the determination of the timing of, prices at, or quantities of the First Trust Dow Jones Global Select Dividend Index Fund to be listed or in the determination or calculation of the equation by which the First Trust Dow Jones Global Select Dividend Index Fund is to be converted into cash. S&P Dow Jones has no obligation or liability in connection with the administration, marketing or trading of the First Trust Dow Jones Global Select Dividend Index Fund.

S&P DOW JONES DOES NOT GUARANTEE THE ACCURACY AND/OR THE COMPLETENESS OF THE DOW JONES GLOBAL SELECT DIVIDEND INDEX<sup>SM</sup> OR ANY DATA INCLUDED THEREIN AND S&P DOW JONES SHALL HAVE NO LIABILITY FOR ANY ERRORS, OMISSIONS, OR INTERRUPTIONS THEREIN. S&P DOW JONES MAKES NO WARRANTY, EXPRESS OR IMPLIED, AS TO RESULTS TO BE OBTAINED BY FIRST TRUST, OWNERS OF THE FIRST TRUST DOW JONES GLOBAL SELECT DIVIDEND INDEX FUND, OR ANY OTHER PERSON OR ENTITY FROM THE USE OF THE DOW JONES GLOBAL SELECT DIVIDEND INDEX<sup>SM</sup> OR ANY DATA INCLUDED THEREIN. S&P DOW JONES MAKES NO EXPRESS OR IMPLIED WARRANTIES, AND EXPRESSLY DISCLAIMS ALL WARRANTIES OF MERCHANTABILITY OR FITNESS FOR A PARTICULAR PURPOSE OR USE WITH RESPECT TO THE DOW JONES GLOBAL SELECT DIVIDEND INDEX<sup>SM</sup> OR ANY DATA INCLUDED THEREIN, WITHOUT LIMITING ANY OF THE FOREGOING, IN NO EVENT SHALL S&P DOW JONES HAVE ANY LIABILITY FOR ANY LOST PROFITS OR INDIRECT, PUNITIVE, SPECIAL OR CONSEQUENTIAL DAMAGES (INCLUDING LOST PROFITS), EVEN IF NOTIFIED OF THE POSSIBILITY OF SUCH DAMAGES. THERE ARE NO THIRD PARTY BENEFICIARIES OF ANY AGREEMENTS OR ARRANGEMENTS BETWEEN S&P DOW JONES AND FIRST TRUST.

The Dow Jones Global Select Dividend Index<sup>SM</sup> was launched on October 17, 2007. Estimated daily historical closing prices based on back-testing (*i.e.*, calculations of how the Index might have performed in the past if it had existed) are available back to December 31, 1998, the date at which the base value of the Index was set. Backtested performance information is purely hypothetical and is solely for informational purposes. Backtested performance does not represent actual performance, and should not be interpreted as an indication of actual performance. Past performance is not indicative of future results.

### **First Trust FTSE EPRA/NAREIT Developed Markets Real Estate Index Fund**

The First Trust FTSE EPRA/NAREIT Developed Markets Real Estate Index Fund (the "*Fund*") has been developed solely by First Trust. The Fund is not in any way connected to or sponsored, endorsed, sold or promoted by the London Stock Exchange Group plc and its group undertakings, including FTSE International Limited (collectively, the "*LSE Group*"), European Public Real Estate Association ("*EPRA*"), or the National Association of Real Estate Investments Trusts ("*Nareit*") (and together the "*Licensor Parties*"). FTSE Russell is a trading name of certain of the LSE Group companies.

All rights in the FTSE EPRA Nareit Developed Index (the "*Index*") vest in the Licensor Parties. "FTSE<sup>®</sup>" and "FTSE Russell<sup>®</sup>" are a trade mark(s) of the relevant LSE Group company and are used by any other LSE Group company under license. "Nareit<sup>®</sup>" is a trade mark of Nareit, "EPRA<sup>®</sup>" is a trade mark of EPRA and all are used by the LSE Group under license.

The Index is calculated by or on behalf of FTSE International Limited or its affiliate, agent or partner. The Licensor Parties do not accept any liability whatsoever to any person arising out of (a) the use of, reliance on or any error in the Index or (b) investment in or operation of the Fund. The Licensor Parties makes no claim, prediction, warranty or representation either as to the results to be obtained from the Fund or the suitability of the Index for the purpose to which it is being put by First Trust.

### **First Trust Indxx Global Agriculture ETF**

#### **First Trust Indxx Global Natural Resources Income ETF**

The First Trust Indxx Global Agriculture ETF and First Trust Indxx Global Natural Resources ETF are not sponsored, endorsed, sold or promoted by Indxx, LLC. Indxx, LLC makes no representation or warranty, express or implied, to the owners of the First Trust Indxx Global Agriculture ETF and First Trust Indxx Global Natural Resources ETF or any member of the public regarding the advisability of trading in the First Trust Indxx Global Agriculture ETF and First Trust Indxx Global Natural Resources ETF. Indxx, LLC's only relationship to First Trust is the licensing of certain trademarks and trade names of Indxx, LLC and of the Indxx Global Natural Resources Income Index and Indxx Global Agriculture Index which are determined, composed and calculated by Indxx, LLC without regard to First Trust or the First Trust Indxx Global Agriculture ETF and First Trust Indxx Global Natural Resources ETF, Indxx, LLC has no obligation to take the needs of First Trust or the owners of the First Trust Indxx Global Agriculture ETF and First Trust Indxx Global Natural Resources ETF into consideration in determining, composing or calculating the Indxx Global Natural Resources Income Index and Indxx Global Agriculture Index. Indxx, LLC is not responsible for and has not participated in the determination of the timing of, prices at, or quantities of the First Trust Indxx Global Agriculture ETF and First Trust Indxx Global Natural Resources ETF to be listed or in the determination or calculation of the equation by which the First Trust Indxx Global Agriculture ETF and First Trust Indxx Global Natural Resources ETF are to be converted into cash. Indxx, LLC has no obligation or liability in connection with the administration, marketing or trading of the First Trust Indxx Global Agriculture ETF and First Trust Indxx Global Natural Resources ETF.

INDXX, LLC DOES NOT GUARANTEE THE ACCURACY AND/OR THE COMPLETENESS OF THE INDXX GLOBAL NATURAL RESOURCES INCOME INDEX AND INDXX GLOBAL AGRICULTURE INDEX OR ANY DATA INCLUDED THEREIN AND INDXX, LLC

SHALL HAVE NO LIABILITY FOR ANY ERRORS, OMISSIONS, OR INTERRUPTIONS THEREIN. INDXX, LLC MAKES NO WARRANTY, EXPRESS OR IMPLIED, AS TO RESULTS TO BE OBTAINED BY FIRST TRUST, OWNERS OF THE FIRST TRUST INDXX GLOBAL AGRICULTURE ETF AND FIRST TRUST INDXX GLOBAL NATURAL RESOURCES ETF, OR ANY OTHER PERSON OR ENTITY FROM THE USE OF THE INDXX GLOBAL NATURAL RESOURCES INCOME INDEX AND INDXX GLOBAL AGRICULTURE INDEX OR ANY DATA INCLUDED THEREIN. INDXX, LLC MAKES NO EXPRESS OR IMPLIED WARRANTIES, AND EXPRESSLY DISCLAIMS ALL WARRANTIES, OF MERCHANTABILITY OR FITNESS FOR A PARTICULAR PURPOSE OR USE WITH RESPECT TO THE INDXX GLOBAL NATURAL RESOURCES INCOME INDEX AND INDXX GLOBAL AGRICULTURE INDEX OR ANY DATA INCLUDED THEREIN, WITHOUT LIMITING ANY OF THE FOREGOING, IN NO EVENT SHALL INDXX, LLC HAVE ANY LIABILITY FOR ANY LOST PROFITS OR INDIRECT, PUNITIVE, SPECIAL OR CONSEQUENTIAL DAMAGES (INCLUDING LOST PROFITS), EVEN IF NOTIFIED OF THE POSSIBILITY OF SUCH DAMAGES. THERE ARE NO THIRD PARTY BENEFICIARIES OF ANY AGREEMENTS OR ARRANGEMENTS BETWEEN INDXX, LLC AND FIRST TRUST.

### **First Trust International Equity Opportunities ETF**

First Trust International Equity Opportunities ETF is not sponsored, endorsed, sold or promoted by IPOX® Schuster, LLC. IPOX® Schuster LLC makes no representation or warranty, express or implied, to the owners of the First Trust International Equity Opportunities ETF or any member of the public regarding the advisability of trading in the First Trust International Equity Opportunities ETF. IPOX® Schuster LLC's only relationship to First Trust is the licensing of certain trademarks and trade names of IPOX® Schuster LLC and of the IPOX® International Index, which is determined, composed and calculated by IPOX® Schuster LLC without regard to First Trust or the First Trust International Equity Opportunities ETF. IPOX® Schuster LLC has no obligation to take the needs of First Trust or the owners of the First Trust International Equity Opportunities ETF into consideration in determining, composing or calculating the IPOX® International Index. IPOX® Schuster LLC is not responsible for and has not participated in the determination of the timing of, prices at, or quantities of the First Trust International Equity Opportunities ETF to be listed or in the determination or calculation of the equation by which the First Trust International Equity Opportunities ETF is to be converted into cash. IPOX® Schuster LLC has no obligation or liability in connection with the administration, marketing or trading of the First Trust International Equity Opportunities ETF.

IPOX® SCHUSTER LLC DOES NOT GUARANTEE THE ACCURACY AND/OR THE COMPLETENESS OF THE IPOX® INTERNATIONAL INDEX OR ANY DATA INCLUDED THEREIN AND INDXX, LLC SHALL HAVE NO LIABILITY FOR ANY ERRORS, OMISSIONS, OR INTERRUPTIONS THEREIN. IPOX® SCHUSTER LLC MAKES NO WARRANTY, EXPRESS OR IMPLIED, AS TO RESULTS TO BE OBTAINED BY FIRST TRUST, OWNERS OF THE FIRST TRUST INTERNATIONAL EQUITY OPPORTUNITIES ETF, OR ANY OTHER PERSON OR ENTITY FROM THE USE OF THE IPOX® INTERNATIONAL INDEX OR ANY DATA INCLUDED THEREIN. IPOX® SCHUSTER LLC MAKES NO EXPRESS OR IMPLIED WARRANTIES, AND EXPRESSLY DISCLAIMS ALL WARRANTIES, OF MERCHANTABILITY OR FITNESS FOR A PARTICULAR PURPOSE OR USE WITH RESPECT TO THE IPOX® INTERNATIONAL INDEX OR ANY DATA INCLUDED THEREIN, WITHOUT LIMITING ANY OF THE FOREGOING, IN NO EVENT SHALL IPOX® SCHUSTER LLC HAVE ANY LIABILITY FOR ANY LOST PROFITS OR INDIRECT, PUNITIVE, SPECIAL OR CONSEQUENTIAL DAMAGES (INCLUDING LOST PROFITS), EVEN IF NOTIFIED OF THE POSSIBILITY OF SUCH DAMAGES. THERE ARE NO THIRD-PARTY BENEFICIARIES OF ANY AGREEMENTS OR ARRANGEMENTS BETWEEN IPOX® SCHUSTER LLC AND FIRST TRUST.

IPOX® IS A REGISTERED INTERNATIONAL TRADEMARK OF IPOX® SCHUSTER LLC AND IPOX® SCHUSTER, IPOX®-100 AND IPOX®-30 ARE TRADEMARKS AND SERVICE MARKS OF IPOX® SCHUSTER LLC (WWW.IPOXSCHUSTER.COM) AND HAVE BEEN LICENSED FOR CERTAIN PURPOSES FROM IPOX® SCHUSTER LLC TO FIRST TRUST PURSUANT TO THE PRODUCT LICENSE AGREEMENT. A patent with respect to the IPOX® index methodology has been issued (U.S. Pat. No. 7,698,197). IPOX® is a registered international trademark of IPOX® Schuster LLC (www.ipoxschuster.com).

### **First Trust NASDAQ® Clean Edge® Smart Grid Infrastructure Index Fund**

#### **First Trust Global Wind Energy ETF**

The First Trust Global Wind Energy ETF and the First Trust NASDAQ® Clean Edge® Smart Grid Infrastructure Index Fund are not sponsored, endorsed, sold or promoted by Nasdaq, Inc., Clean Edge, Inc. ("*Clean Edge*") or their affiliates (Nasdaq, Inc. and Clean Edge, collectively with their affiliates, are referred to as the "*Corporations*"). The Corporations have not passed on the legality or suitability of, or the accuracy or adequacy of descriptions and disclosures relating to, the First Trust Global Wind Energy ETF and the First Trust NASDAQ® Clean Edge® Smart Grid Infrastructure Index Fund (the "*Nasdaq Funds*"). The Corporations make no representation or warranty, express or implied to the owners of the Nasdaq Funds or any member of the public regarding the advisability of investing in securities generally or in each Fund particularly, or the ability of the ISE Clean Edge Global Wind Energy™ Index or the NASDAQ OMX Clean Edge Smart Grid Infrastructure Index<sup>SM</sup> to track general stock market or sector performance. The Corporations' only relationship to First Trust Advisors is in the licensing of: (a) certain intellectual property, including the ISE Clean Edge Global Wind Energy™ Index and the NASDAQ OMX Clean Edge Smart Grid

Infrastructure Index<sup>SM</sup> and certain trade names, trademarks or service marks of the Corporations; and (b) the use of the ISE Clean Edge Global Wind Energy<sup>TM</sup> Index, and the NASDAQ OMX Clean Edge Smart Grid Infrastructure Index<sup>SM</sup> each of which is determined and composed by the Corporations without regard to First Trust or the Nasdaq Funds, as a benchmark or a component of a pricing or settlement mechanism for each Fund. The Corporations neither recommend nor endorse any investment in the Indices or any Nasdaq Fund based thereon. The Corporations are not responsible for and have not participated in the determination of the timing of, prices at, or quantities of the Nasdaq Funds to be issued or in the determination or calculation of the equation by which the Funds are to be converted into cash. The Corporations have no liability in connection with the administration, marketing or trading of the Nasdaq Funds. Neither the Indices nor the Nasdaq Funds should be construed as investment advice by the Corporations.

THE CORPORATIONS DO NOT GUARANTEE THE ACCURACY AND/OR UNINTERRUPTED CALCULATION OF THE ISE CLEAN EDGE GLOBAL WIND ENERGY<sup>TM</sup> INDEX, THE NASDAQ OMX CLEAN EDGE SMART GRID INFRASTRUCTURE INDEX<sup>SM</sup>, OR ANY DATA INCLUDED THEREIN. THE CORPORATIONS MAKE NO WARRANTY, EXPRESS OR IMPLIED, AS TO THE RESULTS TO BE OBTAINED BY LICENSEE OR THE FUNDS, OWNERS OF THE FUNDS, OR ANY OTHER PERSON OR ENTITY FROM THE USE OF THE ISE CLEAN EDGE GLOBAL WIND ENERGY<sup>TM</sup> INDEX, the NASDAQ OMX CLEAN EDGE SMART GRID INFRASTRUCTURE INDEX<sup>SM</sup>, OR ANY DATA INCLUDED THEREIN. THE CORPORATIONS MAKE NO EXPRESS OR IMPLIED WARRANTIES AND EXPRESSLY DISCLAIM ALL WARRANTIES OF MERCHANTABILITY OR FITNESS FOR A PARTICULAR PURPOSE OR USE WITH RESPECT TO ISE CLEAN EDGE GLOBAL WIND ENERGY<sup>TM</sup> INDEX, NASDAQ OMX CLEAN EDGE SMART GRID INFRASTRUCTURE INDEX<sup>SM</sup>, OR ANY DATA INCLUDED THEREIN. WITHOUT LIMITING ANY OF THE FOREGOING, IN NO EVENT SHALL THE CORPORATIONS HAVE ANY LIABILITY FOR ANY LOST PROFITS OR SPECIAL, INCIDENTAL, PUNITIVE, INDIRECT, OR CONSEQUENTIAL DAMAGES, EVEN IF NOTIFIED OF THE POSSIBILITY OF SUCH DAMAGES.

### **First Trust STOXX<sup>®</sup> European Select Dividend Index Fund**

"STOXX" is a trademark of STOXX Limited and has been licensed for use for certain purposes by First Trust and the First Trust STOXX European Select Dividend Index Fund. STOXX Limited and its licensors (the "*STOXX Licensors*") have no relationship to First Trust, other than the licensing of the STOXX Europe Select Dividend 30 Index (the "*STOXX Index*") and the related trademarks for use in connection with the Fund.

#### **The STOXX Licensors do not:**

- sponsor, endorse, sell or promote the Fund.
- recommend that any person invest in the Fund or any other securities.
- have any responsibility or liability for or make any decisions about the timing, amount or pricing of Fund.
- have any responsibility or liability for the administration, management or marketing of the Fund.
- consider the needs of the Fund or the owners of the Fund in determining, composing or calculating the STOXX Index or have any obligation to do so.

#### **The STOXX Licensors give no warranty, and exclude any liability (whether in negligence or otherwise), in connection with the Fund or their performance.**

STOXX does not assume any contractual relationship with the purchasers of the Fund or any other third parties.

Specifically,

- STOXX Licensors do not give any warranty, express or implied, and exclude any liability about:
  - the results to be obtained by the Fund, the owners of the Fund or any other person in connection with the use of the STOXX Index and the data included in the STOXX Index;
  - the accuracy, timeliness, and completeness of the STOXX Index and its data;
  - the merchantability and the fitness for a particular purpose or use of the STOXX Index and its data;
  - the performance of the Fund generally.
- STOXX Licensors give no warranty and exclude any liability, for any errors, omissions or interruptions in the STOXX Index or its data;
- Under no circumstances will STOXX Licensors be liable (whether in negligence or otherwise) for any lost profits or indirect, punitive, special or consequential damages or losses, arising as a result of such errors, omissions or interruptions in the STOXX Index or its data or generally in relation to the Fund, even in circumstances where STOXX Licensors are aware that such loss or damage may occur.

The licensing agreement between First Trust and STOXX Limited is solely for their benefit and not for the benefit of the owners of the Fund or any other third parties.

## Premium/Discount Information

Information showing the number of days the market price of the Funds' shares was greater (at a premium) and less (at a discount) than the Funds' net asset value for the most recently completed year, and the most recently completed calendar quarters since that year (or life of a Fund, if shorter), is available at <https://www.ftportfolios.com/Retail/etf/home.aspx>.

## Total Return Information

The tables below compare the total return of each Fund to the total return of the Index on which it is based and each Fund's benchmark indices. The information presented for each Fund is for the period indicated. The total returns would have been lower if certain fees had not been waived and expenses reimbursed by First Trust.

"Average annual total returns" represent the average annual change in the value of an investment over the period indicated. "Cumulative total returns" represent the total change in value of an investment over the period indicated. The return information shown under "Annual Total Return" in a Fund's summary prospectus represents the average annual total returns of the Fund as of the calendar year end, while the information presented below is as of the Fund's fiscal year end. The net asset value per share of a Fund is the value of one share of the Fund and is computed by dividing the value of all assets of the Fund (including accrued interest and dividends), less liabilities (including accrued expenses and dividends declared but unpaid), by the total number of outstanding shares. The net asset value return is based on the net asset value per share of a Fund and the market return is based on the market price per share of a Fund. The price used to calculate market return ("*Market Price*") generally is determined by using the midpoint between the highest bid and the lowest offer on the Exchange on which the shares of a Fund are listed for trading, as of the time that a Fund's net asset value is calculated. Since the shares of each Fund typically do not trade in the secondary market until several days after a Fund's inception, for the period from inception to the first day of secondary market trading in shares of a Fund, the net asset value of a Fund is used as a proxy for the secondary market trading price to calculate market returns. Market and net asset value returns assume that all distributions have been reinvested in a Fund at Market Price and net asset value, respectively. An index is a statistical composite that tracks a specified financial market or sector. Unlike each Fund, an index does not actually hold a portfolio of securities and therefore does not incur the expenses incurred by a Fund. These expenses negatively impact the performance of each Fund. Also, market returns do not include brokerage commissions that may be payable on secondary market transactions. If brokerage commissions were included, market returns would be lower. The total returns reflect the reinvestment of dividends on securities in the Indices. The returns shown in the table below do not reflect the deduction of taxes that a shareholder would pay on Fund distributions or the redemption or sale of shares of a Fund. The investment return and principal value of shares of a Fund will vary with changes in market conditions. Shares of a Fund may be worth more or less than their original cost when they are redeemed or sold in the market. A Fund's past performance is no guarantee of future results.

### First Trust BICK Index Fund (BICK) Total Returns as of September 30, 2020

	Average Annual				Cumulative		
	1 Year	5 Years	10 Years	Inception (4/12/2010)	5 Years	10 Years	Inception (4/12/2010)
<b>Fund Performance</b>							
Net Asset Value	14.07%	10.48%	0.82%	1.17%	64.62%	8.48%	13.00%
Market Price	15.04%	10.62%	0.71%	1.19%	65.61%	7.30%	13.17%
<b>Index Performance</b>							
ISE BICK™ Index	15.26%	11.60%	1.69%	2.08%	73.11%	18.22%	23.99%
MSCI ACWI Index	10.44%	10.30%	8.55%	7.94%	63.27%	127.12%	122.57%
MSCI Emerging Markets Index	10.54%	8.97%	2.50%	2.86%	53.64%	28.07%	34.31%

**First Trust Cloud Computing ETF (SKYY)  
Total Returns as of September 30, 2020**

	Average Annual			Cumulative	
	1 Year	5 Years	Inception (7/5/2011)	5 Years	Inception (7/5/2011)
<b>Fund Performance</b>					
Net Asset Value	39.54%	23.45%	16.23%	186.68%	301.21%
Market Price	39.49%	23.46%	16.22%	186.78%	301.05%
<b>Index Performance</b>					
ISE CTA Cloud Computing Index™ <sup>(1)</sup>	40.34%	24.07%	16.87%	194.01%	322.04%
S&P 500® Index	15.15%	14.15%	12.81%	93.80%	204.62%
S&P Composite 1500® Information Technology Index	44.92%	26.48%	19.92%	223.61%	435.45%

<sup>(1)</sup> On June 24, 2019, the Fund's underlying index changed its methodology and changed its name from "ISE Cloud Computing™ Index" to "ISE CTA Cloud Computing Index™."

**First Trust Dow Jones Global Select Dividend Index Fund (FGD)  
Total Returns as of September 30, 2020**

	Average Annual				Cumulative		
	1 Year	5 Years	10 Years	Inception (11/21/2007)	5 Years	10 Years	Inception (11/21/2007)
<b>Fund Performance</b>							
Net Asset Value	-16.33%	1.45%	2.82%	1.05%	7.46%	32.02%	14.44%
Market Price	-16.67%	1.44%	2.75%	1.02%	7.41%	31.13%	13.94%
<b>Index Performance</b>							
Dow Jones Global Select Dividend Index	-15.82%	1.74%	2.95%	1.22%	9.03%	33.76%	16.94%
Dow Jones World Developed Markets Index <sup>SM</sup>	10.12%	10.48%	9.54%	5.88%	64.57%	148.81%	108.35%
MSCI World Index	10.41%	10.48%	9.37%	5.53%	64.56%	145.01%	99.73%

**First Trust FTSE EPRA/NAREIT Developed Markets Real Estate Index Fund (FFR)  
Total Returns as of September 30, 2020**

	Average Annual				Cumulative		
	1 Year	5 Years	10 Years	Inception (8/27/2007)	5 Years	10 Years	Inception (8/27/2007)
<b>Fund Performance</b>							
Net Asset Value	-18.12%	2.21%	4.81%	1.54%	11.52%	59.95%	22.14%
Market Price	-18.62%	2.19%	4.75%	1.51%	11.44%	58.99%	21.70%
<b>Index Performance</b>							
FTSE EPRA/NAREIT Developed Index	-17.50%	2.98%	5.62%	2.37%	15.83%	72.72%	35.90%
S&P Global REIT Index	-18.58%	2.20%	5.58%	2.08%	11.52%	72.10%	30.93%
MSCI World REIT Index	-11.73%	5.15%	7.22%	2.77%	28.51%	100.87%	43.09%

**First Trust Global Engineering and Construction ETF (FLM)**  
**Total Returns as of September 30, 2020**

	Average Annual				Cumulative		
	1 Year	5 Years	10 Years	Inception (10/13/2008)	5 Years	10 Years	Inception (10/13/2008)
<b>Fund Performance</b>							
Net Asset Value	-7.52%	1.09%	2.48%	4.68%	5.55%	27.82%	72.83%
Market Price	-7.72%	1.05%	2.47%	4.65%	5.37%	27.63%	72.29%
<b>Index Performance</b>							
ISE Global Engineering and Construction™ Index	-6.01%	2.13%	3.62%	6.19%	11.10%	42.71%	105.05%
Russell 3000® Index	15.00%	13.69%	13.48%	12.96%	89.92%	254.26%	329.87%
MSCI World Industrials Index	3.97%	9.79%	8.70%	9.72%	59.53%	130.22%	203.46%

**First Trust Global Wind Energy ETF (FAN)**  
**Total Returns as of September 30, 2020**

	Average Annual				Cumulative		
	1 Year	5 Years	10 Years	Inception (6/16/2008)	5 Years	10 Years	Inception (6/16/2008)
<b>Fund Performance</b>							
Net Asset Value	35.42%	14.40%	7.84%	-2.27%	95.91%	112.64%	-24.63%
Market Price	35.40%	14.60%	7.90%	-2.25%	97.64%	113.95%	-24.37%
<b>Index Performance</b>							
ISE Clean Edge Global Wind Energy™ Index	36.58%	15.36%	8.66%	-1.48%	104.32%	129.54%	-16.76%
Russell 3000® Index	15.00%	13.69%	13.48%	9.81%	89.92%	254.26%	215.75%
MSCI World Index	10.41%	10.48%	9.37%	6.10%	64.56%	145.01%	107.04%

**First Trust Indxx Global Agriculture ETF (FTAG)**  
**Total Returns as of September 30, 2020**

	Average Annual				Cumulative		
	1 Year	5 Years	10 Years	Inception (3/11/2010)	5 Years	10 Years	Inception (3/11/2010)
<b>Fund Performance</b>							
Net Asset Value	-3.19%	-2.45%	-16.11%	-15.49%	-11.68%	-82.73%	-83.09%
Market Price	-3.41%	-2.57%	-16.15%	-15.53%	-12.20%	-82.82%	-83.15%
<b>Index Performance</b>							
Indxx Global Agriculture Index <sup>(1)</sup>	-2.30%	4.16%	N/A	N/A	22.59%	N/A	N/A
MSCI ACWI Index	10.44%	10.30%	8.55%	8.30%	63.27%	127.12%	132.12%
MSCI ACWI Materials Index	11.71%	11.30%	2.57%	2.85%	70.78%	28.89%	34.57%

<sup>(1)</sup> On December 18, 2015, the Fund's underlying index changed from the ISE Global Platinum™ Index to the Indxx Global Agriculture Index. Since the Fund's new underlying index had an inception date of June 1, 2015, it was not in existence for all the periods disclosed.



**First Trust Indxx Global Natural Resources Income ETF (FTRI)  
Total Returns as of September 30, 2020**

	Average Annual				Cumulative		
	1 Year	5 Years	10 Years	Inception (3/11/2010)	5 Years	10 Years	Inception (3/11/2010)
<b>Fund Performance</b>							
Net Asset Value	-11.80%	1.62%	-8.74%	-7.30%	8.38%	-59.92%	-55.08%
Market Price	-10.62%	1.73%	-8.68%	-7.22%	8.97%	-59.67%	-54.66%
<b>Index Performance</b>							
Indxx Global Natural Resources Income Index <sup>(1)</sup>	-10.94%	4.34%	N/A	N/A	23.66%	N/A	N/A
MSCI ACWI Materials Index	11.71%	11.30%	2.57%	2.85%	70.78%	28.89%	34.57%
MSCI ACWI Index	10.44%	10.30%	8.55%	8.30%	63.27%	127.12%	132.12%

<sup>(1)</sup> On December 18, 2015, the Fund's underlying index changed from the ISE Global Copper™ Index to the Indxx Global Natural Resources Income Index. Since the Fund's new underlying index had an inception date of June 1, 2015, it was not in existence for all of the periods disclosed.

**First Trust International Equity Opportunities ETF (FPXI)  
Total Returns as of September 30, 2020**

	Average Annual			Cumulative	
	1 Year	5 Years	Inception (11/4/2014)	5 Years	Inception (11/4/2014)
<b>Fund Performance</b>					
Net Asset Value	56.24%	18.81%	12.63%	136.74%	101.85%
Market Price	57.00%	18.94%	12.71%	138.07%	102.67%
<b>Index Performance</b>					
IPOX® International Index	57.10%	19.83%	13.44%	147.05%	110.54%
MSCI World ex USA Index	0.16%	5.32%	3.05%	29.60%	19.40%

**First Trust NASDAQ® Clean Edge® Smart Grid Infrastructure Index Fund (GRID)  
Total Returns as of September 30, 2020**

	Average Annual				Cumulative		
	1 Year	5 Years	10 Years	Inception (11/16/2009)	5 Years	10 Years	Inception (11/16/2009)
<b>Fund Performance</b>							
Net Asset Value	28.10%	16.14%	8.80%	8.22%	111.34%	132.36%	135.93%
Market Price	28.37%	16.31%	8.83%	8.23%	112.82%	133.04%	136.15%
<b>Index Performance</b>							
NASDAQ OMX Clean Edge Smart Grid Infrastructure Index <sup>SM</sup>	29.35%	17.13%	9.68%	9.10%	120.42%	151.93%	157.87%
Russell 3000® Index	15.00%	13.69%	13.48%	12.96%	89.92%	254.26%	276.00%
S&P Composite 1500® Industrials Index	1.24%	10.97%	11.77%	11.99%	68.27%	204.37%	242.37%
MSCI World Industrials Index	3.97%	9.79%	8.70%	8.92%	59.53%	130.22%	153.17%

**First Trust Nasdaq Cybersecurity ETF (CIBR)**  
**Total Returns as of September 30, 2020**

	1 Year	Average Annual		Cumulative	
		5 Years	Inception (7/6/2015)	5 Years	Inception (7/6/2015)
<b>Fund Performance</b>					
Net Asset Value	28.27%	16.05%	11.94%	110.49%	80.50%
Market Price	28.11%	16.08%	11.95%	110.73%	80.60%
<b>Index Performance</b>					
Nasdaq CTA Cybersecurity Index™	29.42%	16.92%	12.77%	118.49%	87.58%
S&P 500® Index	15.15%	14.15%	11.97%	93.80%	80.77%
S&P Composite 1500 Information Technology Index	44.92%	26.48%	24.04%	223.61%	208.97%

**First Trust NASDAQ Global Auto Index Fund (CARZ)**  
**Total Returns as of September 30, 2020**

	1 Year	Average Annual		Cumulative	
		5 Years	Inception (5/9/2011)	5 Years	Inception (5/9/2011)
<b>Fund Performance</b>					
Net Asset Value	23.33%	5.55%	4.67%	30.98%	53.58%
Market Price	23.25%	5.56%	4.69%	31.07%	53.87%
<b>Index Performance</b>					
NASDAQ Global Auto Index <sup>SM</sup>	24.71%	6.58%	5.67%	37.51%	67.86%
MSCI World Index	10.41%	10.48%	8.26%	64.56%	110.85%

**First Trust STOXX® European Select Dividend Index Fund (FDD)**  
**Total Returns as of September 30, 2020**

	1 Year	Average Annual			Cumulative		
		5 Years	10 Years	Inception (8/27/2007)	5 Years	10 Years	Inception (8/27/2007)
<b>Fund Performance</b>							
Net Asset Value	-15.64%	1.45%	2.05%	-3.48%	7.46%	22.48%	-37.13%
Market Price	-15.82%	1.40%	2.01%	-3.51%	7.22%	22.04%	-37.39%
<b>Index Performance</b>							
STOXX® Europe Select Dividend 30 Index	-14.85%	1.92%	2.40%	-3.03%	9.96%	26.80%	-33.17%
STOXX® Europe 600 Index	0.95%	4.53%	4.68%	1.50%	24.82%	57.96%	21.57%
MSCI Europe Index	-0.79%	4.24%	4.26%	1.15%	23.05%	51.76%	16.22%

## Financial Highlights

The financial highlights table is intended to help you understand each Fund's financial performance for the periods shown. Certain information reflects financial results for a single share of each Fund. The total returns represent the rate that an investor would have earned (or lost) on an investment in a Fund (assuming reinvestment of all dividends and distributions). The information for the periods indicated has been derived from financial statements audited by Deloitte & Touche LLP, whose report, along with each Fund's financial statements, is included in the Annual Report to Shareholders dated September 30, 2020 and is incorporated by reference in each Fund's SAI, which is available upon request.

### First Trust Exchange-Traded Fund II

#### Financial Highlights

#### For a share outstanding throughout each period

#### First Trust BICK Index Fund (BICK)

	Year Ended September 30,				
	2020	2019	2018	2017	2016
<b>Net asset value, beginning of period</b>	\$ 25.61	\$ 26.48	\$ 28.77	\$ 22.94	\$18.76
<b>Income from investment operations:</b>					
Net investment income (loss)	0.08	0.33	0.40	0.33	0.28
Net realized and unrealized gain (loss)	3.53	(0.80)	(2.34)	5.85	4.19
<b>Total from investment operations</b>	<b>3.61</b>	<b>(0.47)</b>	<b>(1.94)</b>	<b>6.18</b>	<b>4.47</b>
<b>Distributions paid to shareholders from:</b>					
Net investment income	(0.20)	(0.40)	(0.35)	(0.35)	(0.29)
<b>Net asset value, end of period</b>	<b>\$ 29.02</b>	<b>\$ 25.61</b>	<b>\$ 26.48</b>	<b>\$ 28.77</b>	<b>\$22.94</b>
<b>Total Return <sup>(a)</sup></b>	<b>14.07%</b>	<b>(1.76)%</b>	<b>(6.82)%</b>	<b>27.14%</b>	<b>23.99%</b>
<b>Ratios/supplemental data:</b>					
Net assets, end of period (in 000's)	\$60,937	\$116,503	\$190,648	\$202,863	\$8,029
<b>Ratios to average net assets:</b>					
Ratio of total expenses to average net assets	0.64%	0.64%	0.64%	0.64%	0.64%
Ratio of net expenses to average net assets	0.64%	0.64%	0.64%	0.64%	0.64%
Ratio of net investment income (loss) to average net assets	0.60%	1.25%	1.33%	2.15%	1.37%
Portfolio turnover rate <sup>(b)</sup>	58%	66%	65%	86%	59%

(a) Total return is calculated assuming an initial investment made at the net asset value at the beginning of the period, reinvestment of all distributions at net asset value during the period, and redemption at net asset value on the last day of the period. The returns presented do not reflect the deduction of taxes that a shareholder would pay on Fund distributions or the redemption or sale of Fund shares. Total return is calculated for the time period presented and is not annualized for periods of less than a year.

(b) Portfolio turnover is calculated for the time period presented and is not annualized for periods of less than a year and does not include securities received or delivered from processing creations or redemptions and in-kind transactions.

## First Trust Exchange-Traded Fund II

### Financial Highlights

For a share outstanding throughout each period

#### First Trust Cloud Computing ETF (SKYY)

	Year Ended September 30,				
	2020	2019	2018	2017	2016
<b>Net asset value, beginning of period</b>	\$ 56.39	\$ 56.71	\$ 41.88	\$ 34.17	\$ 28.08
<b>Income from investment operations:</b>					
Net investment income (loss)	0.16	0.59	0.14	0.13	0.15
Net realized and unrealized gain (loss)	22.10	(0.31)	14.84	7.72	6.09
Total from investment operations	22.26	0.28	14.98	7.85	6.24
<b>Distributions paid to shareholders from:</b>					
Net investment income	(0.17)	(0.60)	(0.15)	(0.14)	(0.15)
<b>Net asset value, end of period</b>	\$ 78.48	\$ 56.39	\$ 56.71	\$ 41.88	\$ 34.17
<b>Total Return <sup>(a)</sup></b>	39.54%	0.57%	35.80%	23.00%	22.30%
<b>Ratios/supplemental data:</b>					
Net assets, end of period (in 000's)	\$4,963,825	\$2,168,198	\$2,067,140	\$1,088,930	\$587,642
<b>Ratios to average net assets:</b>					
Ratio of total expenses to average net assets	0.60%	0.60%	0.60%	0.60%	0.60%
Ratio of net expenses to average net assets	0.60%	0.60%	0.60%	0.60%	0.60%
Ratio of net investment income (loss) to average net assets	0.24%	1.02%	0.28%	0.34%	0.49%
Portfolio turnover rate <sup>(b)</sup>	35%	85%	7%	14%	23%

(a) Total return is calculated assuming an initial investment made at the net asset value at the beginning of the period, reinvestment of all distributions at net asset value during the period, and redemption at net asset value on the last day of the period. The returns presented do not reflect the deduction of taxes that a shareholder would pay on Fund distributions or the redemption or sale of Fund shares. Total return is calculated for the time period presented and is not annualized for periods of less than a year.

(b) Portfolio turnover is calculated for the time period presented and is not annualized for periods of less than a year and does not include securities received or delivered from processing creations or redemptions and in-kind transactions.

## First Trust Exchange-Traded Fund II

### Financial Highlights

For a share outstanding throughout each period

#### First Trust Dow Jones Global Select Dividend Index Fund (FGD)

	Year Ended September 30,				
	2020	2019	2018	2017	2016
<b>Net asset value, beginning of period</b>	\$ 22.90	\$ 25.16	\$ 25.73	\$ 23.49	\$ 21.62
<b>Income from investment operations:</b>					
Net investment income (loss)	1.30	1.39	1.15	1.03	1.07
Net realized and unrealized gain (loss)	(5.04)	(2.24)	(0.58)	2.23	1.82
Total from investment operations	(3.74)	(0.85)	0.57	3.26	2.89
<b>Distributions paid to shareholders from:</b>					
Net investment income	(1.31)	(1.41)	(1.14)	(1.02)	(1.02)
<b>Net asset value, end of period</b>	\$ 17.85	\$ 22.90	\$ 25.16	\$ 25.73	\$ 23.49
<b>Total Return <sup>(a)</sup></b>	(16.33)%	(3.21)%	2.26%	14.14%	13.68%
<b>Ratios/supplemental data:</b>					
Net assets, end of period (in 000's)	\$344,489	\$532,532	\$484,280	\$470,887	\$344,068
<b>Ratios to average net assets:</b>					
Ratio of total expenses to average net assets	0.57%	0.59%	0.58%	0.58%	0.58%
Ratio of net expenses to average net assets	0.57%	0.59%	0.58%	0.58%	0.58%
Ratio of net investment income (loss) to average net assets	6.16%	6.20%	4.48%	4.43%	4.63%
Portfolio turnover rate <sup>(b)</sup>	67%	31%	31%	35%	43%

(a) Total return is calculated assuming an initial investment made at the net asset value at the beginning of the period, reinvestment of all distributions at net asset value during the period, and redemption at net asset value on the last day of the period. The returns presented do not reflect the deduction of taxes that a shareholder would pay on Fund distributions or the redemption or sale of Fund shares. Total return is calculated for the time period presented and is not annualized for periods of less than a year. The total returns would have been lower if certain fees had not been waived and expenses reimbursed by the investment advisor.

(b) Portfolio turnover is calculated for the time period presented and is not annualized for periods of less than a year and does not include securities received or delivered from processing creations or redemptions and in-kind transactions.

## First Trust Exchange-Traded Fund II

### Financial Highlights

For a share outstanding throughout each period

#### First Trust FTSE EPRA/NAREIT Developed Markets Real Estate Index Fund (FFR)

	Year Ended September 30,				
	2020	2019	2018	2017	2016
<b>Net asset value, beginning of period</b>	\$ 49.44	\$ 45.07	\$ 44.96	\$ 46.18	\$ 41.00
<b>Income from investment operations:</b>					
Net investment income (loss)	0.62	1.25	1.48	0.89	0.90
Net realized and unrealized gain (loss)	(9.27)	4.55	0.31	(0.65)	5.20
Total from investment operations	(8.65)	5.80	1.79	0.24	6.10
<b>Distributions paid to shareholders from:</b>					
Net investment income	(1.97)	(1.43)	(1.68)	(1.46)	(0.92)
<b>Net asset value, end of period</b>	\$ 38.82	\$ 49.44	\$ 45.07	\$ 44.96	\$ 46.18
<b>Total Return <sup>(a)</sup></b>	(18.12)%	13.19%	3.99%	0.67%	14.95%
<b>Ratios/supplemental data:</b>					
Net assets, end of period (in 000's)	\$32,671	\$56,436	\$45,074	\$51,700	\$71,576
<b>Ratios to average net assets:</b>					
Ratio of total expenses to average net assets	0.85%	0.89%	0.85%	0.70%	0.72%
Ratio of net expenses to average net assets	0.60%	0.60%	0.60%	0.60%	0.60%
Ratio of net investment income (loss) to average net assets	2.52%	2.61%	3.48%	2.40%	2.53%
Portfolio turnover rate <sup>(b)</sup>	7%	7%	9%	6%	6%

(a) Total return is calculated assuming an initial investment made at the net asset value at the beginning of the period, reinvestment of all distributions at net asset value during the period, and redemption at net asset value on the last day of the period. The returns presented do not reflect the deduction of taxes that a shareholder would pay on Fund distributions or the redemption or sale of Fund shares. Total return is calculated for the time period presented and is not annualized for periods of less than a year. The total returns would have been lower if certain fees had not been waived and expenses reimbursed by the investment advisor.

(b) Portfolio turnover is calculated for the time period presented and is not annualized for periods of less than a year and does not include securities received or delivered from processing creations or redemptions and in-kind transactions.

## First Trust Exchange-Traded Fund II

### Financial Highlights

For a share outstanding throughout each period

#### First Trust Global Engineering and Construction ETF (FLM)

	Year Ended September 30,				
	2020	2019	2018	2017	2016
<b>Net asset value, beginning of period</b>	\$47.05	\$ 56.78	\$ 56.89	\$ 48.63	\$ 44.17
<b>Income from investment operations:</b>					
Net investment income (loss)	1.28	0.87	0.79	0.62	0.96
Net realized and unrealized gain (loss)	(4.93)	(9.71)	0.16	8.27	4.46
Total from investment operations	(3.65)	(8.84)	0.95	8.89	5.42
<b>Distributions paid to shareholders from:</b>					
Net investment income	(1.33)	(0.89)	(1.06)	(0.63)	(0.96)
<b>Net asset value, end of period</b>	\$42.07	\$ 47.05	\$ 56.78	\$ 56.89	\$ 48.63
<b>Total Return <sup>(a)</sup></b>	(7.52)%	(15.64)%	1.67%	18.39%	12.40%
<b>Ratios/supplemental data:</b>					
Net assets, end of period (in 000's)	\$6,310	\$ 9,409	\$14,194	\$17,066	\$14,588
<b>Ratios to average net assets:</b>					
Ratio of total expenses to average net assets	1.43%	1.21%	0.88%	0.92%	1.03%
Ratio of net expenses to average net assets	0.70%	0.70%	0.70%	0.70%	0.70%
Ratio of net investment income (loss) to average net assets	2.68%	1.64%	1.45%	1.20%	2.01%
Portfolio turnover rate <sup>(b)</sup>	20%	14%	16%	20%	28%

(a) Total return is calculated assuming an initial investment made at the net asset value at the beginning of the period, reinvestment of all distributions at net asset value during the period, and redemption at net asset value on the last day of the period. The returns presented do not reflect the deduction of taxes that a shareholder would pay on Fund distributions or the redemption or sale of Fund shares. Total return is calculated for the time period presented and is not annualized for periods of less than a year. The total returns would have been lower if certain fees had not been waived and expenses reimbursed by the investment advisor.

(b) Portfolio turnover is calculated for the time period presented and is not annualized for periods of less than a year and does not include securities received or delivered from processing creations or redemptions and in-kind transactions.

## First Trust Exchange-Traded Fund II

### Financial Highlights

For a share outstanding throughout each period

#### First Trust Global Wind Energy ETF (FAN)

	Year Ended September 30,				
	2020	2019	2018	2017	2016
<b>Net asset value, beginning of period</b>	\$ 13.13	\$ 12.50	\$ 13.13	\$ 13.30	\$ 10.38
<b>Income from investment operations:</b>					
Net investment income (loss)	0.26	0.30	0.28	0.41	0.20
Net realized and unrealized gain (loss)	4.33	0.64	(0.66)	0.32	2.93
Total from investment operations	4.59	0.94	(0.38)	0.73	3.13
<b>Distributions paid to shareholders from:</b>					
Net investment income	(0.27)	(0.31)	(0.25)	(0.90)	(0.21)
<b>Net asset value, end of period</b>	\$ 17.45	\$ 13.13	\$ 12.50	\$ 13.13	\$ 13.30
<b>Total Return <sup>(a)</sup></b>	35.42%	7.58%	(2.92)%	6.21%	30.42%
<b>Ratios/supplemental data:</b>					
Net assets, end of period (in 000's)	\$205,075	\$75,502	\$79,362	\$100,467	\$87,096
<b>Ratios to average net assets:</b>					
Ratio of total expenses to average net assets	0.66%	0.71%	0.68%	0.71%	0.74%
Ratio of net expenses to average net assets	0.60%	0.60%	0.60%	0.60%	0.60%
Ratio of net investment income (loss) to average net assets	1.86%	2.32%	2.21%	2.88%	1.80%
Portfolio turnover rate <sup>(b)</sup>	42%	30%	22%	78%	26%

(a) Total return is calculated assuming an initial investment made at the net asset value at the beginning of the period, reinvestment of all distributions at net asset value during the period, and redemption at net asset value on the last day of the period. The returns presented do not reflect the deduction of taxes that a shareholder would pay on Fund distributions or the redemption or sale of Fund shares. Total return is calculated for the time period presented and is not annualized for periods of less than a year. The total returns would have been lower if certain fees had not been waived and expenses reimbursed by the investment advisor.

(b) Portfolio turnover is calculated for the time period presented and is not annualized for periods of less than a year and does not include securities received or delivered from processing creations or redemptions and in-kind transactions.



## First Trust Exchange-Traded Fund II

### Financial Highlights

For a share outstanding throughout each period

#### First Trust Indxx Global Agriculture ETF (FTAG)

	Year Ended September 30,				
	2020	2019	2018	2017	2016
<b>Net asset value, beginning of period</b>	\$22.87	\$ 26.21	\$26.96	\$21.55	\$ 26.90
<b>Income from investment operations:</b>					
Net investment income (loss)	0.45	0.51	0.44	0.39	0.20
Net realized and unrealized gain (loss)	(1.20)	(3.17)	(0.83)	5.41	(5.46)
Total from investment operations	(0.75)	(2.66)	(0.39)	5.80	(5.26)
<b>Distributions paid to shareholders from:</b>					
Net investment income	(0.39)	(0.64)	(0.36)	(0.39)	(0.09)
Return on capital	—	(0.04)	—	—	—
Total distributions	(0.39)	(0.68)	(0.36)	(0.39)	(0.09)
<b>Net asset value, end of period</b>	\$21.73	\$ 22.87	\$26.21	\$26.96	\$ 21.55
<b>Total Return <sup>(a)</sup></b>	(3.19)%	(10.16)%	(1.46)%	27.09%	(18.92)%
<b>Ratios/supplemental data:</b>					
Net assets, end of period (in 000's)	\$3,040	\$ 3,200	\$4,979	\$7,816	\$ 4,093
<b>Ratios to average net assets:</b>					
Ratio of total expenses to average net assets	0.70%	0.70%	0.70%	0.70%	0.72% <sup>(d)</sup>
Ratio of net expenses to average net assets	0.70%	0.70%	0.70%	0.70%	0.72% <sup>(d)</sup>
Ratio of net investment income (loss) to average net assets	2.16%	1.93%	1.56%	1.80%	1.74%
Portfolio turnover rate <sup>(b)</sup>	17%	20%	30%	38%	137% <sup>(c)</sup>

(a) Total return is calculated assuming an initial investment made at the net asset value at the beginning of the period, reinvestment of all distributions at net asset value during the period, and redemption at net asset value on the last day of the period. The returns presented do not reflect the deduction of taxes that a shareholder would pay on Fund distributions or the redemption or sale of Fund shares. Total return is calculated for the time period presented and is not annualized for periods of less than a year.

(b) Portfolio turnover is calculated for the time period presented and is not annualized for periods of less than a year and does not include securities received or delivered from processing creations or redemptions and in-kind transactions.

(c) The variation in the portfolio turnover rate is due to the change in the Fund's underlying index effective on the close of business December 18, 2015, which resulted in a complete rebalance of the Fund's portfolio.

(d) Includes foreign capital gains tax. If this tax expense was not included, the expense ratio would have been 0.70%.

## First Trust Exchange-Traded Fund II

### Financial Highlights

For a share outstanding throughout each period

#### First Trust Indxx Global Natural Resources Income ETF (FTRI)

	Year Ended September 30,				
	2020	2019	2018	2017	2016
<b>Net asset value, beginning of period</b>	\$ 11.47	\$12.73	\$11.88	\$10.66	\$ 10.99
<b>Income from investment operations:</b>					
Net investment income (loss)	0.53	0.72	0.48	0.41	0.33
Net realized and unrealized gain (loss)	(1.86)	(1.28)	0.83	1.22	(0.32)
Total from investment operations	(1.33)	(0.56)	1.31	1.63	0.01
<b>Distributions paid to shareholders from:</b>					
Net investment income	(0.57)	(0.70)	(0.46)	(0.41)	(0.34)
<b>Net asset value, end of period</b>	\$ 9.57	\$11.47	\$12.73	\$11.88	\$ 10.66
<b>Total Return <sup>(a)</sup></b>	(11.80)%	(4.42)%	11.12%	15.47%	0.20%
<b>Ratios/supplemental data:</b>					
Net assets, end of period (in 000's)	\$ 5,740	\$7,452	\$8,908	\$8,913	\$10,663
<b>Ratios to average net assets:</b>					
Ratio of total expenses to average net assets	0.70%	0.70%	0.70%	0.70%	0.70%
Ratio of net expenses to average net assets	0.70%	0.70%	0.70%	0.70%	0.70%
Ratio of net investment income (loss) to average net assets	4.94%	5.95%	3.74%	3.39%	3.00%
Portfolio turnover rate <sup>(b)</sup>	66%	84%	50%	61%	179% <sup>(c)</sup>

(a) Total return is calculated assuming an initial investment made at the net asset value at the beginning of the period, reinvestment of all distributions at net asset value during the period, and redemption at net asset value on the last day of the period. The returns presented do not reflect the deduction of taxes that a shareholder would pay on Fund distributions or the redemption or sale of Fund shares. Total return is calculated for the time period presented and is not annualized for periods of less than a year.

(b) Portfolio turnover is calculated for the time period presented and is not annualized for periods of less than a year and does not include securities received or delivered from processing creations or redemptions and in-kind transactions.

(c) The variation in the portfolio turnover rate is due to the change in the Fund's underlying index effective on the close of business December 18, 2015, which resulted in a complete rebalance of the Fund's portfolio.

## First Trust Exchange-Traded Fund II

### Financial Highlights

For a share outstanding throughout each period

#### First Trust International Equity Opportunities ETF (FPXI)

	Year Ended September 30,				
	2020	2019	2018	2017	2016
<b>Net asset value, beginning of period</b>	\$ 36.39	\$ 35.10	\$ 34.51	\$ 27.47	\$25.24
<b>Income from investment operations:</b>					
Net investment income (loss)	0.11	0.30	0.49	0.22	0.51
Net realized and unrealized gain (loss)	20.32 <sup>(a)</sup>	1.29	0.66	7.07	2.14
Total from investment operations	20.43	1.59	1.15	7.29	2.65
<b>Distributions paid to shareholders from:</b>					
Net investment income	(0.18)	(0.30)	(0.56)	(0.25)	(0.42)
<b>Net asset value, end of period</b>	\$ 56.64	\$ 36.39	\$ 35.10	\$ 34.51	\$27.47
<b>Total Return <sup>(b)</sup></b>	56.24% <sup>(a)</sup>	4.60%	3.35%	26.71%	10.62%
<b>Ratios/supplemental data:</b>					
Net assets, end of period (in 000's)	\$356,803	\$30,931	\$26,322	\$22,429	\$2,748
<b>Ratios to average net assets:</b>					
Ratio of total expenses to average net assets	0.70%	0.70%	0.70%	0.70%	0.71% <sup>(c)</sup>
Ratio of net expenses to average net assets	0.70%	0.70%	0.70%	0.70%	0.71% <sup>(c)</sup>
Ratio of net investment income (loss) to average net assets	0.38%	0.86%	1.42%	1.62%	2.25%
Portfolio turnover rate <sup>(d)</sup>	114%	98%	83%	58%	75%

(a) The Inception date is November 4, 2014, which is consistent with the Fund's commencement of investment operations and is the date the initial creation units were established.

(b) Total return is calculated assuming an initial investment made at the net asset value at the beginning of the period, reinvestment of all distributions at net asset value during the period, and redemption at net asset value on the last day of the period. The returns presented do not reflect the deduction of taxes that a shareholder would pay on Fund distributions or the redemption or sale of Fund shares. Total return is calculated for the time period presented and is not annualized for periods of less than a year.

(c) Includes excise tax. If this excise tax expense was not included, the expense ratio would have been 0.70%.

(d) Portfolio turnover is calculated for the time period presented and is not annualized for periods of less than a year and does not include securities received or delivered from processing creations or redemptions and in-kind transactions.

## First Trust Exchange-Traded Fund II

### Financial Highlights

For a share outstanding throughout each period

#### First Trust NASDAQ® Clean Edge® Smart Grid Infrastructure Index Fund (GRID)

	Year Ended September 30,				
	2020	2019	2018	2017	2016
<b>Net asset value, beginning of period</b>	\$ 49.51	\$ 47.62	\$ 49.00	\$ 39.19	\$ 31.52
<b>Income from investment operations:</b>					
Net investment income (loss)	0.58	0.67	0.52	0.57	0.42
Net realized and unrealized gain (loss)	13.27	1.84	(1.32)	9.82	7.65
Total from investment operations	13.85	2.51	(0.80)	10.39	8.07
<b>Distributions paid to shareholders from:</b>					
Net investment income	(0.49)	(0.62)	(0.58)	(0.58)	(0.40)
<b>Net asset value, end of period</b>	\$ 62.87	\$ 49.51	\$ 47.62	\$ 49.00	\$ 39.19
<b>Total Return <sup>(a)</sup></b>	28.10%	5.32%	(1.66)%	26.73%	25.77%
<b>Ratios/supplemental data:</b>					
Net assets, end of period (in 000's)	\$56,579	\$27,232	\$33,333	\$26,951	\$13,715
<b>Ratios to average net assets:</b>					
Ratio of total expenses to average net assets	0.75%	0.82%	0.74%	0.84%	1.07%
Ratio of net expenses to average net assets	0.70%	0.70%	0.70%	0.70%	0.70%
Ratio of net investment income (loss) to average net assets	1.30%	1.40%	1.10%	1.44%	1.27%
Portfolio turnover rate <sup>(b)</sup>	52%	31%	60%	32%	37%

(a) Total return is calculated assuming an initial investment made at the net asset value at the beginning of the period, reinvestment of all distributions at net asset value during the period, and redemption at net asset value on the last day of the period. The returns presented do not reflect the deduction of taxes that a shareholder would pay on Fund distributions or the redemption or sale of Fund shares. Total return is calculated for the time period presented and is not annualized for periods of less than a year. The total returns would have been lower if certain fees had not been waived and expenses reimbursed by the investment advisor.

(b) Portfolio turnover is calculated for the time period presented and is not annualized for periods of less than a year and does not include securities received or delivered from processing creations or redemptions and in-kind transactions.

## First Trust Exchange-Traded Fund II

### Financial Highlights

For a share outstanding throughout each period

#### First Trust Nasdaq Cybersecurity ETF (CIBR)

	Year Ended September 30,				
	2020	2019	2018	2017	2016
<b>Net asset value, beginning of period</b>	\$ 27.63	\$ 28.49	\$ 21.85	\$ 19.77	\$ 17.15
<b>Income from investment operations:</b>					
Net investment income (loss)	0.50	0.06	0.02	0.03	0.23
Net realized and unrealized gain (loss)	7.16	(0.86)	6.64	2.09	2.62
Total from investment operations	7.66	(0.80)	6.66	2.12	2.85
<b>Distributions paid to shareholders from:</b>					
Net investment income	(0.51)	(0.06)	(0.02)	(0.04)	(0.23)
<b>Net asset value, end of period</b>	\$ 34.78	\$ 27.63	\$ 28.49	\$ 21.85	\$ 19.77
<b>Total Return <sup>(a)</sup></b>	28.27%	(2.78)%	30.49%	10.73%	16.83%
<b>Ratios/supplemental data:</b>					
Net assets, end of period (in 000's)	\$2,178,988	\$979,650	\$847,673	\$313,575	\$102,815
<b>Ratios to average net assets:</b>					
Ratio of total expenses to average net assets	0.60%	0.60%	0.60%	0.60%	0.60%
Ratio of net expenses to average net assets	0.60%	0.60%	0.60%	0.60%	0.60%
Ratio of net investment income (loss) to average net assets	1.54%	0.20%	0.04%	0.13%	1.37%
Portfolio turnover rate <sup>(b)</sup>	46%	58%	56%	67%	49%

(a) Total return is calculated assuming an initial investment made at the net asset value at the beginning of the period, reinvestment of all distributions at net asset value during the period, and redemption at net asset value on the last day of the period. The returns presented do not reflect the deduction of taxes that a shareholder would pay on Fund distributions or the redemption or sale of Fund shares. Total return is calculated for the time period presented and is not annualized for periods of less than a year.

(b) Portfolio turnover is calculated for the time period presented and is not annualized for periods of less than a year and does not include securities received or delivered from processing creations or redemptions and in-kind transactions.

## First Trust Exchange-Traded Fund II

### Financial Highlights

For a share outstanding throughout each period

#### First Trust NASDAQ Global Auto Index Fund (CARZ)

	Year Ended September 30,				
	2020	2019	2018	2017	2016
<b>Net asset value, beginning of period</b>	\$ 32.04	\$ 36.33	\$ 40.25	\$ 33.39	\$ 33.46
<b>Income from investment operations:</b>					
Net investment income (loss)	0.34	1.02	0.98	0.87	0.80
Net realized and unrealized gain (loss)	7.07	(4.28)	(3.98)	6.87	(0.09)
Total from investment operations	7.41	(3.26)	(3.00)	7.74	0.71
<b>Distributions paid to shareholders from:</b>					
Net investment income	(0.45)	(1.03)	(0.92)	(0.88)	(0.78)
<b>Net asset value, end of period</b>	\$ 39.00	\$ 32.04	\$ 36.33	\$ 40.25	\$ 33.39
<b>Total Return <sup>(a)</sup></b>	23.33%	(8.97)%	(7.57)%	23.46%	2.24%
<b>Ratios/supplemental data:</b>					
Net assets, end of period (in 000's)	\$29,246	\$17,623	\$18,167	\$18,112	\$21,705
<b>Ratios to average net assets:</b>					
Ratio of total expenses to average net assets	0.70%	0.70%	0.70%	0.70%	0.70%
Ratio of net expenses to average net assets	0.70%	0.70%	0.70%	0.70%	0.70%
Ratio of net investment income (loss) to average net assets	1.09%	3.19%	2.44%	2.20%	2.16%
Portfolio turnover rate <sup>(b)</sup>	36%	24%	16%	17%	17%

(a) Total return is calculated assuming an initial investment made at the net asset value at the beginning of the period, reinvestment of all distributions at net asset value during the period, and redemption at net asset value on the last day of the period. The returns presented do not reflect the deduction of taxes that a shareholder would pay on Fund distributions or the redemption or sale of Fund shares. Total return is calculated for the time period presented and is not annualized for periods of less than a year.

(b) Portfolio turnover is calculated for the time period presented and is not annualized for periods of less than a year and does not include securities received or delivered from processing creations or redemptions and in-kind transactions.

## First Trust Exchange-Traded Fund II

### Financial Highlights

For a share outstanding throughout each period

#### First Trust STOXX® European Select Dividend Index Fund (FDD)

	Year Ended September 30,				
	2020	2019	2018	2017	2016
<b>Net asset value, beginning of period</b>	\$ 12.75	\$ 13.12	\$ 13.61	\$ 11.82	\$ 11.92
<b>Income from investment operations:</b>					
Net investment income (loss)	0.52	0.66	0.59	0.42	0.55
Net realized and unrealized gain (loss)	(2.50)	(0.37)	(0.49)	1.79	(0.10)
Total from investment operations	(1.98)	0.29	0.10	2.21	0.45
<b>Distributions paid to shareholders from:</b>					
Net investment income	(0.50)	(0.66)	(0.59)	(0.42)	(0.55)
<b>Net asset value, end of period</b>	\$ 10.27	\$ 12.75	\$ 13.12	\$ 13.61	\$ 11.82
<b>Total Return <sup>(a)</sup></b>	(15.64)%	2.35%	0.74%	18.93%	3.88%
<b>Ratios/supplemental data:</b>					
Net assets, end of period (in 000's)	\$180,227	\$293,918	\$454,824	\$529,527	\$165,490
<b>Ratios to average net assets:</b>					
Ratio of total expenses to average net assets	0.57%	0.58%	0.57%	0.60%	0.60%
Ratio of net expenses to average net assets	0.57%	0.58%	0.57%	0.60%	0.60%
Ratio of net investment income (loss) to average net assets	3.84%	4.84%	4.25%	3.96%	4.63%
Portfolio turnover rate <sup>(b)</sup>	98%	24%	35%	21%	34%

(a) Total return is calculated assuming an initial investment made at the net asset value at the beginning of the period, reinvestment of all distributions at net asset value during the period, and redemption at net asset value on the last day of the period. The returns presented do not reflect the deduction of taxes that a shareholder would pay on Fund distributions or the redemption or sale of Fund shares. Total return is calculated for the time period presented and is not annualized for periods of less than a year. The total returns would have been lower if certain fees had not been waived and expenses reimbursed by the investment advisor.

(b) Portfolio turnover is calculated for the time period presented and is not annualized for periods of less than a year and does not include securities received or delivered from processing creations or redemptions and in-kind transactions.

## Other Information

### Continuous Offering

Each Fund issues, on a continuous offering basis, its shares in one or more groups of a fixed number of Fund shares (each such group of such specified number of individual Fund shares, a "*Creation Unit Aggregation*"). The method by which Creation Unit Aggregations of Fund shares are created and traded may raise certain issues under applicable securities laws. Because new Creation Unit Aggregations of shares are issued and sold by a Fund on an ongoing basis, a "distribution," as such term is used in the Securities Act, may occur at any point. Broker-dealers and other persons are cautioned that some activities on their part may, depending on the circumstances, result in their being deemed participants in a distribution in a manner which could render them statutory underwriters and subject them to the prospectus delivery requirement and liability provisions of the Securities Act.

For example, a broker-dealer firm or its client may be deemed a statutory underwriter if it takes Creation Unit Aggregations after placing an order with FTP, breaks them down into constituent shares and sells such shares directly to customers, or if it chooses to couple the creation of a supply of new shares with an active selling effort involving solicitation of secondary market demand for shares. A determination of whether one is an underwriter for purposes of the Securities Act must take into account all the facts and circumstances pertaining to the activities of the broker-dealer or its client in the particular case, and the examples mentioned above should not be considered a complete description of all the activities that could lead to a characterization as an underwriter.

Broker-dealer firms should also note that dealers who are not "underwriters" but are effecting transactions in shares, whether or not participating in the distribution of shares, are generally required to deliver a prospectus. This is because the prospectus delivery exemption in Section 4(a)(3) of the Securities Act is not available in respect of such transactions as a result of Section 24(d) of the 1940 Act. The Trust, on behalf of each Fund, however, has received from the Securities and Exchange Commission an exemption from the prospectus delivery obligation in ordinary secondary market transactions under certain circumstances, on the condition that purchasers are provided with a product description of the shares. As a result, broker-dealer firms should note that dealers who are not underwriters but are participating in a distribution (as contrasted with ordinary secondary market transactions) and thus dealing with the shares that are part of an over-allotment within the meaning of Section 4(a)(3)(C) of the Securities Act would be unable to take advantage of the prospectus delivery exemption provided by Section 4(a)(3) of the Securities Act. Firms that incur a prospectus delivery obligation with respect to shares are reminded that, under the Securities Act Rule 153, a prospectus delivery obligation under Section 5(b)(2) of the Securities Act owed to a broker-dealer in connection with a sale on the applicable Exchange is satisfied by the fact that the prospectus is available from the applicable Exchange upon request. The prospectus delivery mechanism provided in Rule 153 is available with respect to transactions on a national securities exchange, a trading facility or an alternative trading system.



[THIS PAGE INTENTIONALLY LEFT BLANK.]

First Trust BICK Index Fund  
First Trust Cloud Computing ETF  
First Trust Dow Jones Global Select Dividend Index Fund  
First Trust FTSE EPRA/NAREIT Developed Markets Real Estate Index Fund  
First Trust Global Engineering and Construction ETF  
First Trust Global Wind Energy ETF  
First Trust Indxx Global Agriculture ETF  
First Trust Indxx Global Natural Resources Income ETF  
First Trust International Equity Opportunities ETF  
First Trust NASDAQ® Clean Edge® Smart Grid Infrastructure Index Fund  
First Trust Nasdaq Cybersecurity ETF  
First Trust NASDAQ Global Auto Index Fund  
First Trust STOXX® European Select Dividend Index Fund

### For More Information

For more detailed information on the Funds, several additional sources of information are available to you. The SAI, incorporated by reference into this prospectus, contains detailed information on the Funds' policies and operation. Additional information about the Funds' investments is available in the annual and semi-annual reports to shareholders. In the Funds' annual reports, you will find a discussion of the market conditions and investment strategies that significantly impacted the Funds' performance during the last fiscal year. A Fund's most recent SAI, annual and semi-annual reports and certain other information are available free of charge by calling the Funds at (800) 621-1675, on the Funds' website at [www.ftportfolios.com](http://www.ftportfolios.com) or through your financial advisor. Shareholders may call the toll-free number above with any inquiries.

You may obtain this and other information regarding the Funds, including the SAI and the Codes of Ethics adopted by First Trust, FTP and the Trust, directly from the Securities and Exchange Commission (the "SEC"). Information on the SEC's website is free of charge. Visit the SEC's online EDGAR database at [www.sec.gov](http://www.sec.gov) or in person at the SEC's Public Reference Room in Washington, D.C., or call the SEC at (202) 551-8090 for information on the Public Reference Room. You may also request information regarding the Funds by sending a request (along with a duplication fee) to the SEC's Public Reference Section, 100 F Street, N.E., Washington, D.C. 20549-1520 or by sending an electronic request to [publicinfo@sec.gov](mailto:publicinfo@sec.gov).

First Trust Advisors L.P.  
120 East Liberty Drive, Suite 400  
Wheaton, Illinois 60187  
(800) 621-1675  
[www.ftportfolios.com](http://www.ftportfolios.com)

SEC File #: 333-143964  
811-21944