

VANECK VECTORS[®]

Biotech ETF	BBH
Environmental Services ETF	EVX [®]
Gaming ETF	BJK [®]
Generic Drugs ETF	GNRX
Pharmaceutical ETF	PPH [®]
Retail ETF	RTH [®]
Semiconductor ETF	SMH [®]
Video Gaming and eSports ETF	ESPO [™]

Principal U.S. Listing Exchange for EVX, BJK, RTH, SMH and ESPO: NYSE Arca, Inc.
Principal U.S. Listing Exchange for BBH, GNRX and PPH: The NASDAQ Stock Market LLC.

The U.S. Securities and Exchange Commission ("SEC") has not approved or disapproved these securities or passed upon the accuracy or adequacy of this Prospectus. Any representation to the contrary is a criminal offense.



**SUPPLEMENT DATED MARCH 5, 2019 TO
THE SUMMARY PROSPECTUS, PROSPECTUS
AND THE CURRENT STATEMENT OF ADDITIONAL INFORMATION
OF VANECK VECTORS ETF TRUST
EACH DATED FEBRUARY 1, 2019**

This Supplement updates certain information contained in the above-dated Summary Prospectus and Prospectus and the current Statement of Additional Information for VanEck Vectors® ETF Trust (the "Trust") regarding VanEck Vectors Generic Drugs ETF (the "Fund"), a series of the Trust. You may obtain copies of the Fund's Summary Prospectus, Prospectus and Statement of Additional Information free of charge, upon request, by calling toll-free 1.800.826.2333 or by visiting the VanEck website at www.vaneck.com.

At a meeting held on March 4, 2019, the Board of Trustees of the Trust unanimously approved the termination and winding down of the Fund, which is expected to happen on or about April 12, 2019.

After the close of business on Friday, April 5, 2019, the Fund will no longer accept creation orders. This is also expected to be the last day of trading of shares of the Fund on NASDAQ Stock Market LLC ("NASDAQ"). Shareholders should be aware that when the Fund commences liquidation, it will no longer pursue its stated investment objective or engage in any business activities except for the purposes of selling and converting into cash all of the assets of the Fund, paying its liabilities, and distributing its remaining proceeds or assets to shareholders (the "Liquidating Distribution"). During this period, the Fund is likely to incur higher tracking error than is typical for the Fund. Furthermore, during the time between market close on Friday, April 5, 2019 and Friday, April 12, 2019, shareholders will be unable to dispose of their shares on NASDAQ.

Shareholders may sell their holdings of the Fund, incurring typical transaction fees from their broker-dealer, on NASDAQ until market close on Friday, April 5, 2019, at which point the Fund's shares will no longer trade on NASDAQ and the shares will be subsequently delisted. Shareholders who continue to hold shares of the Fund on the Fund's liquidation date will receive a Liquidating Distribution (if any) with a value equal to their proportionate ownership interest in the Fund on that date. Such Liquidating Distribution received by a shareholder, if any, may be in an amount that is greater or less than the amount a shareholder might receive if they dispose of their shares on NASDAQ prior to market close on Friday, April 5, 2019. The Fund's liquidation and payment of the Liquidating Distribution may occur prior to or later than the dates listed above.

Shareholders who receive a Liquidating Distribution generally will recognize a capital gain or loss equal to the amount received for their shares over their adjusted basis in such shares. Please consult your personal tax advisor about the potential tax consequences.

Shareholders should call the Fund's distributor, Van Eck Securities Corporation, at 1.800.826.2333 for additional information.

Please retain this supplement for future reference.

TABLE OF CONTENTS

Summary Information

VanEck Vectors Biotech ETF (BBH)	1
VanEck Vectors Environmental Services ETF (EVX)	7
VanEck Vectors Gaming ETF (BJK)	12
VanEck Vectors Generic Drugs ETF (GNRX)	18
VanEck Vectors Pharmaceutical ETF (PPH)	24
VanEck Vectors Retail ETF (RTH)	30
VanEck Vectors Semiconductor ETF (SMH)	36
VanEck Vectors Video Gaming and eSports ETF (ESPO)	42
Summary Information About Purchases and Sales of Fund Shares, Taxes and Payments to Broker-Dealers and Other Financial Intermediaries	48
Additional Information About the Funds' Investment Strategies and Risks	49
Tax Advantaged Product Structure	68
Portfolio Holdings	68
Management of the Funds	68
Portfolio Managers	69
Shareholder Information	70
Index Providers	74
MVIS® US Listed Biotech 25 Index	75
NYSE® Arca Environmental Services Index™	76
MVIS® Global Gaming Index	77
Indxx Global Generics & New Pharma Index	78
MVIS® US Listed Pharmaceutical 25 Index	79
MVIS® US Listed Retail 25 Index	80
MVIS® US Listed Semiconductor 25 Index	81
MVIS® Global Video Gaming & eSports Index	82
License Agreements and Disclaimers	83
Financial Highlights	86
Premium/Discount Information	91
General Information	91

SUMMARY INFORMATION

INVESTMENT OBJECTIVE

VanEck Vectors® Biotech ETF (the “Fund”) seeks to replicate as closely as possible, before fees and expenses, the price and yield performance of the MVIS® US Listed Biotech 25 Index (the “Biotech Index”).

FUND FEES AND EXPENSES

The following tables describe the fees and expenses that you may pay if you buy and hold shares of the Fund (“Shares”).

Shareholder Fees <i>(fees paid directly from your investment)</i>	None
--	------

Annual Fund Operating Expenses

(expenses that you pay each year as a percentage of the value of your investment)

Management Fee	0.35%
Other Expenses	0.05%
Total Annual Fund Operating Expenses ^(a)	0.40%
Fee Waivers and Expense Reimbursement ^(a)	-0.05%
Total Annual Fund Operating Expenses After Fee Waiver and Expense Reimbursement ^(a)	0.35%

^(a) Van Eck Associates Corporation (the “Adviser”) has agreed to waive fees and/or pay Fund expenses to the extent necessary to prevent the operating expenses of the Fund (excluding acquired fund fees and expenses, interest expense, trading expenses, taxes and extraordinary expenses) from exceeding 0.35% of the Fund’s average daily net assets per year until at least February 1, 2020. During such time, the expense limitation is expected to continue until the Fund’s Board of Trustees acts to discontinue all or a portion of such expense limitation.

EXPENSE EXAMPLE

This example is intended to help you compare the cost of investing in the Fund with the cost of investing in other funds. This example does not take into account brokerage commissions that you pay when purchasing or selling Shares of the Fund.

The example assumes that you invest \$10,000 in the Fund for the time periods indicated and then redeem all of your Shares at the end of those periods. The example also assumes that your investment has a 5% annual return and that the Fund’s operating expenses remain the same (except that the example incorporates the fee waiver and/or expense reimbursement arrangement for only the first year). Although your actual costs may be higher or lower, based on these assumptions, your costs would be:

YEAR	EXPENSES
1	\$ 36
3	\$123
5	\$219
10	\$500

PORTFOLIO TURNOVER

The Fund will pay transaction costs, such as commissions, when it purchases and sells securities (or “turns over” its portfolio). A higher portfolio turnover will cause the Fund to incur additional transaction costs and may result in higher taxes when Fund Shares are held in a taxable account. These costs, which are not reflected in annual fund operating expenses or in the example, may affect the Fund’s performance. During the most recent fiscal year, the Fund’s portfolio turnover rate was 30% of the average value of its portfolio.

PRINCIPAL INVESTMENT STRATEGIES

The Fund normally invests at least 80% of its total assets in securities that comprise the Fund’s benchmark index. The Biotech Index includes common stocks and depositary receipts of U.S. exchange-listed companies in the biotechnology industry. Such companies may include medium-capitalization companies and foreign companies that are listed on a U.S. exchange. To be initially eligible for the Biotech Index, companies must generate at least 50% of their revenues from biotechnology. Biotechnology includes companies engaged primarily in research (including research contractors) and development as well as production, marketing and sales of drugs based on genetic analysis and diagnostic equipment

(excluding pharmacies). Of the largest 50 stocks in the biotechnology industry by full market capitalization, the top 25 by free-float market capitalization (*i.e.*, includes only shares that are readily available for trading in the market) and three month average daily trading volume are included in the Biotech Index. As of December 31, 2018, the Biotech Index included 25 securities of companies with a market capitalization range of between approximately \$4.7 billion and \$124 billion and a weighted average market capitalization of \$38.4 billion. These amounts are subject to change. The Fund's 80% investment policy is non-fundamental and may be changed without shareholder approval upon 60 days' prior written notice to shareholders.

The Fund, using a "passive" or indexing investment approach, attempts to approximate the investment performance of the Biotech Index by investing in a portfolio of securities that generally replicates the Biotech Index. Unlike many investment companies that try to "beat" the performance of a benchmark index, the Fund does not try to "beat" the Biotech Index and does not seek temporary defensive positions when markets decline or appear overvalued. Indexing may eliminate the chance that the Fund will substantially outperform the Biotech Index but also may reduce some of the risks of active management, such as poor security selection.

The Fund is classified as a non-diversified fund under the Investment Company Act of 1940, as amended (the "1940 Act") and, therefore, may invest a greater percentage of its assets in a particular issuer. The Fund may concentrate its investments in a particular industry or group of industries to the extent that the Biotech Index concentrates in an industry or group of industries. As of September 30, 2018, the Fund was concentrated in the biotechnology industry and the health care sector.

PRINCIPAL RISKS OF INVESTING IN THE FUND

Investors in the Fund should be willing to accept a high degree of volatility in the price of the Fund's Shares and the possibility of significant losses. An investment in the Fund involves a substantial degree of risk. An investment in the Fund is not a deposit with a bank and is not insured or guaranteed by the Federal Deposit Insurance Corporation or any other government agency. Therefore, you should consider carefully the following risks before investing in the Fund, each of which could significantly and adversely affect the value of an investment in the Fund.

Risk of Investing in the Biotechnology Industry. The Fund will be sensitive to, and its performance may depend to a greater extent on, the overall condition of the biotechnology industry. The success of biotechnology companies is highly dependent on the development, procurement and/or marketing of drugs. The values of biotechnology companies are also dependent on the development, protection and exploitation of intellectual property rights and other proprietary information, and the profitability of biotechnology companies may be affected significantly by such things as the expiration of patents or the loss of, or the inability to enforce, intellectual property rights. The research and development and other costs associated with developing or procuring new drugs, products or technologies and the related intellectual property rights can be significant, and the results of such research and expenditures are unpredictable and may not necessarily lead to commercially successful products. In addition, the potential for an increased amount of required disclosure or proprietary scientific information could negatively impact the competitive position of these companies. Governmental regulation may delay or inhibit the release of new products. The process for obtaining regulatory approval by the U.S. Food and Drug Administration or other governmental regulatory authorities is long and costly and there can be no assurance that the necessary approvals will be obtained or maintained. Companies in the biotechnology industry may also be subject to expenses and losses from expensive insurance costs due to the risk of product liability lawsuits, and extensive litigation based on intellectual property, product liability and similar claims. Companies in the biotechnology industry may be adversely affected by government regulation and changes in reimbursement rates. Health care providers, principally hospitals, that transact with companies in the biotechnology industry often rely on third party payors, such as Medicare, Medicaid and other government sponsored programs, private health insurance plans and health maintenance organizations to reimburse all or a portion of the cost of health care related products or services.

A biotechnology company's valuation can often be based largely on the potential or actual performance of a limited number of products. A biotechnology company's valuation can also be greatly affected if one of its products proves unsafe, ineffective or unprofitable. Such companies may also be characterized by thin capitalization and limited markets, financial resources or personnel. The stock prices of companies in the biotechnology industry have been and will likely continue to be extremely volatile, particularly when their products are up for regulatory approval and/or under regulatory scrutiny. Some of the companies in the biotechnology industry are engaged in other lines of business unrelated to biotechnology, and they may experience problems with these lines of business which could adversely affect their operating results. The operating results of these companies may fluctuate as a result of these additional risks and events in the other lines of business. In addition, a company's ability to engage in new activities may expose it to business risks with which it has less experience than it has with the business risks associated with its traditional businesses. Despite a company's possible success in traditional biotechnology activities, there can be no assurance that the other lines of business in which these companies are engaged will not have an adverse effect on a company's business or financial condition.

Certain companies in which the Fund may invest are non-U.S. issuers whose securities are listed on U.S. exchanges. These securities involve risks beyond those associated with investments in U.S. securities, including greater market volatility, higher transactional costs, the possibility that the liquidity of such securities could be impaired because of future political and/or economic developments, taxation by foreign governments, political instability, the possibility that foreign governmental restrictions may be adopted which might adversely affect such securities and that the selection of such securities may be more difficult because there may be less publicly available information concerning such non-U.S. issuers or the accounting, auditing and financial reporting standards, practices and requirements applicable to non-U.S. issuers may differ from those applicable to U.S. issuers.

Equity Securities Risk. The value of the equity securities held by the Fund may fall due to general market and economic conditions, perceptions regarding the markets in which the issuers of securities held by the Fund participate, or factors relating to specific issuers in which the Fund invests. Equity securities are subordinated to preferred securities and debt in a company's capital structure with respect to priority in right to a share of corporate income, and therefore will be subject to greater dividend risk than preferred securities or debt instruments. In addition, while broad market measures of equity securities have historically generated higher average returns than fixed income securities, equity securities have generally also experienced significantly more volatility in those returns, although under certain market conditions fixed income securities may have comparable or greater price volatility.

Risk of Investing in the Health Care Sector. The Fund will be sensitive to, and its performance may depend to a greater extent on, the overall condition of the health care sector. Companies in the health care sector may be affected by extensive government regulation, restrictions on government reimbursement for medical expenses, rising costs of medical products and services, pricing pressure, an increased emphasis on outpatient services, limited number of products, industry innovation, changes in technologies and other market developments. Many health care companies are heavily dependent on patent protection and are subject to extensive litigation based on product liability and similar claims.

Risk of Investing in Depositary Receipts. The Fund may invest in depositary receipts which involve similar risks to those associated with investments in foreign securities. Depositary receipts are receipts listed on U.S. exchanges issued by banks or trust companies that entitle the holder to all dividends and capital gains that are paid out on the underlying foreign shares. Investments in depositary receipts may be less liquid than the underlying shares in their primary trading market and, if not included in the Biotech Index, may negatively affect the Fund's ability to replicate the performance of the Biotech Index.

Risk of Investing in Medium-Capitalization Companies. Medium-capitalization companies may be more volatile and more likely than large-capitalization companies to have narrower product lines, fewer financial resources, less management depth and experience and less competitive strength. In addition, these companies often have greater price volatility, lower trading volume and less liquidity than larger more established companies. Returns on investments in securities of medium-capitalization companies could trail the returns on investments in securities of large-capitalization companies.

Issuer-Specific Changes Risk. The value of individual securities or particular types of securities in the Fund's portfolio can be more volatile than the market as a whole and can perform differently from the value of the market as a whole, which may have a greater impact if the Fund's portfolio is concentrated in a country, group of countries, region, market, industry, group of industries, sector or asset class. The value of securities of smaller issuers can be more volatile than that of larger issuers.

Market Risk. The prices of the securities in the Fund are subject to the risks associated with investing in the securities market, including general economic conditions and sudden and unpredictable drops in value. An investment in the Fund may lose money.

Operational Risk. The Fund is exposed to operational risk arising from a number of factors, including, but not limited to, human error, processing and communication errors, errors of the Fund's service providers, counterparties or other third parties, failed or inadequate processes and technology or system failures.

Index Tracking Risk. The Fund's return may not match the return of the Biotech Index for a number of reasons. For example, the Fund incurs a number of operating expenses not applicable to the Biotech Index and incurs costs associated with buying and selling securities, especially when rebalancing the Fund's securities holdings to reflect changes in the composition of the Biotech Index, which are not factored into the return of the Biotech Index. Transaction costs, including brokerage costs, will decrease the Fund's net asset value ("NAV") to the extent not offset by the transaction fee payable by an Authorized Participant ("AP"). Market disruptions and regulatory restrictions could have an adverse effect on the Fund's ability to adjust its exposure to the required levels in order to track the Biotech Index. Errors in the Biotech Index data, the Biotech Index computations and/or the construction of the Biotech Index in accordance with its methodology may occur from time to time and may not be identified and corrected by the Biotech Index provider for a period of time or at all, which may have an adverse impact on the Fund and its shareholders. In addition, the Fund may not invest in certain securities included in the Biotech Index, or invest in them in the exact proportions in which they are represented in the Biotech Index. The

Fund's performance may also deviate from the return of the Biotech Index due to legal restrictions or limitations, certain listing standards of the Fund's listing exchange (the "Exchange"), a lack of liquidity on stock exchanges in which such securities trade, potential adverse tax consequences or other regulatory reasons (such as diversification requirements). The Fund may value certain of its investments and/or other assets based on fair value prices. For tax efficiency purposes, the Fund may sell certain securities, and such sale may cause the Fund to realize a loss and deviate from the performance of the Biotech Index. In light of the factors discussed above, the Fund's return may deviate significantly from the return of the Biotech Index. Changes to the composition of the Biotech Index in connection with a rebalancing or reconstitution of the Biotech Index may cause the Fund to experience increased volatility, during which time the Fund's index tracking risk may be heightened.

Authorized Participant Concentration Risk. The Fund may have a limited number of financial institutions that act as APs, none of which are obligated to engage in creation and/or redemption transactions. To the extent that those APs exit the business, or are unable to or choose not to process creation and/or redemption orders, and no other AP is able to step forward to create and redeem, there may be a significantly diminished trading market for Shares or Shares may trade like closed-end funds at a discount (or premium) to NAV and possibly face trading halts and/or de-listing. The AP concentration risk may be heightened in scenarios where APs have limited or diminished access to the capital required to post collateral.

No Guarantee of Active Trading Market. While Shares are listed on the Exchange, there can be no assurance that an active trading market for the Shares will be maintained. Further, secondary markets may be subject to irregular trading activity, wide bid/ask spreads and extended trade settlement periods in times of market stress because market makers and APs may step away from making a market in the Shares and in executing creation and redemption orders, which could cause a material deviation in the Fund's market price from its NAV.

Trading Issues. Trading in Shares on the Exchange may be halted due to market conditions or for reasons that, in the view of the Exchange, make trading in Shares inadvisable. In addition, trading in Shares on the Exchange is subject to trading halts caused by extraordinary market volatility pursuant to the Exchange's "circuit breaker" rules. There can be no assurance that the requirements of the Exchange necessary to maintain the listing of the Fund will continue to be met or will remain unchanged.

Passive Management Risk. An investment in the Fund involves risks similar to those of investing in any fund invested in equity securities traded on an exchange, such as market fluctuations caused by such factors as economic and political developments, changes in interest rates and perceived trends in security prices. However, because the Fund is not "actively" managed, unless a specific security is removed from the Biotech Index, the Fund generally would not sell a security because the security's issuer was in financial trouble. Therefore, the Fund's performance could be lower than funds that may actively shift their portfolio assets to take advantage of market opportunities or to lessen the impact of a market decline or a decline in the value of one or more issuers.

Fund Shares Trading, Premium/Discount Risk and Liquidity of Fund Shares. The market price of the Shares may fluctuate in response to the Fund's NAV, the intraday value of the Fund's holdings and supply and demand for Shares. The Adviser cannot predict whether Shares will trade above, below, or at their most recent NAV. Disruptions to creations and redemptions, the existence of market volatility or potential lack of an active trading market for Shares (including through a trading halt), as well as other factors, may result in Shares trading at a significant premium or discount to NAV or to the intraday value of the Fund's holdings. If a shareholder purchases Shares at a time when the market price is at a premium to the NAV or sells Shares at a time when the market price is at a discount to the NAV, the shareholder may pay significantly more or receive significantly less than the underlying value of the Shares that were bought or sold, or the shareholder may be unable to sell his or her Shares. Additionally, in stressed market conditions, the market for the Fund's Shares may become less liquid in response to deteriorating liquidity in the markets for the Fund's underlying portfolio holdings. There are various methods by which investors can purchase and sell Shares. Investors should consult their financial intermediaries before purchasing or selling Shares of the Fund.

Non-Diversified Risk. The Fund is classified as a "non-diversified" fund under the 1940 Act. Therefore, the Fund may invest a relatively high percentage of its assets in a smaller number of issuers or may invest a larger proportion of its assets in a single issuer. Moreover, the gains and losses on a single investment may have a greater impact on the Fund's NAV and may make the Fund more volatile than more diversified funds. The Fund may be particularly vulnerable to this risk because the Biotech Index is comprised of securities of a limited number of companies.

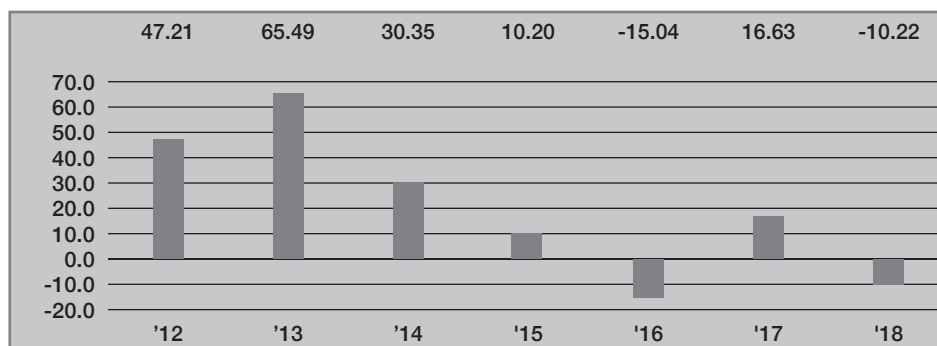
Concentration Risk. The Fund's assets may be concentrated in a particular sector or sectors or industry or group of industries to the extent the Biotech Index concentrates in a particular sector or sectors or industry or group of industries. To the extent that the Fund is concentrated in a particular sector or sectors or industry or group of industries, the Fund will be subject to the risk that economic, political or other conditions that have a negative effect on those sectors and/or industry or

groups of industries may negatively impact the Fund to a greater extent than if the Fund's assets were invested in a wider variety of sectors or industries.

PERFORMANCE

The bar chart that follows shows how the Fund performed for the calendar years shown. The table below the bar chart shows the Fund's average annual returns (before and after taxes). The bar chart and table provide an indication of the risks of investing in the Fund by showing the Fund's performance from year to year and by showing how the Fund's average annual returns for the one year, five year and since inception periods compared with the Fund's benchmark index and a broad measure of market performance. All returns assume reinvestment of dividends and distributions. The Fund's past performance (before and after taxes) is not necessarily indicative of how the Fund will perform in the future. Updated performance information is available online at www.vaneck.com.

Annual Total Returns (%)—Calendar Years



Best Quarter: 21.78% 1Q '12

Worst Quarter: -18.19% 1Q '16

Average Annual Total Returns for the Periods Ended December 31, 2018

The after-tax returns presented in the table below are calculated using the highest historical individual federal marginal income tax rates and do not reflect the impact of state and local taxes. Your actual after-tax returns will depend on your specific tax situation and may differ from those shown below. After-tax returns are not relevant to investors who hold Shares of the Fund through tax-deferred arrangements, such as 401(k) plans or individual retirement accounts.

	Past One Year	Past Five Years	Since Inception (12/20/2011)
VanEck Vectors Biotech ETF (return before taxes)	-10.22%	5.03%	18.09%
VanEck Vectors Biotech ETF (return after taxes on distributions)	-10.32%	4.95%	18.00%
VanEck Vectors Biotech ETF (return after taxes on distributions and sale of Fund Shares)	-5.97%	3.92%	15.11%
MVIS US Listed Biotech 25 Index (reflects no deduction for fees, expenses or taxes, except withholding taxes)	-9.99%	5.22%	18.29%
S&P 500® Index (reflects no deduction for fees, expenses or taxes)	-4.38%	8.49%	12.86%

See "License Agreements and Disclaimers" for important information.

PORTFOLIO MANAGEMENT

Investment Adviser. Van Eck Associates Corporation.

Portfolio Managers. The following individuals are jointly and primarily responsible for the day-to-day management of the Fund's portfolio:

Name	Title with Adviser	Date Began Managing the Fund
Peter H. Liao	Portfolio Manager	December 2011
Guo Hua (Jason) Jin	Portfolio Manager	February 2018

PURCHASE AND SALE OF FUND SHARES

For important information about the purchase and sale of Fund Shares, tax information and payments to broker-dealers and other financial intermediaries, please turn to “Summary Information About Purchases and Sales of Fund Shares, Taxes and Payments to Broker-Dealers and Other Financial Intermediaries” on page 48 of this Prospectus.

SUMMARY INFORMATION

INVESTMENT OBJECTIVE

VanEck Vectors® Environmental Services ETF (the “Fund”) seeks to replicate as closely as possible, before fees and expenses, the price and yield performance of the NYSE® Arca Environmental Services Index™ (the “Environmental Services Index”).

FUND FEES AND EXPENSES

The following tables describe the fees and expenses that you may pay if you buy and hold shares of the Fund (“Shares”).

Shareholder Fees <i>(fees paid directly from your investment)</i>	None
--	------

Annual Fund Operating Expenses

(expenses that you pay each year as a percentage of the value of your investment)

Management Fee	0.50%
Other Expenses	0.48%
Total Annual Fund Operating Expenses ^(a)	0.98%
Fee Waivers and Expense Reimbursement ^(a)	-0.42%
Total Annual Fund Operating Expenses After Fee Waiver and Expense Reimbursement ^(a)	0.56%

^(a) Van Eck Associates Corporation (the “Adviser”) has agreed to waive fees and/or pay Fund expenses to the extent necessary to prevent the operating expenses of the Fund (excluding acquired fund fees and expenses, interest expense, trading expenses, taxes and extraordinary expenses) from exceeding 0.55% of the Fund’s average daily net assets per year until at least February 1, 2020. During such time, the expense limitation is expected to continue until the Fund’s Board of Trustees acts to discontinue all or a portion of such expense limitation.

EXPENSE EXAMPLE

This example is intended to help you compare the cost of investing in the Fund with the cost of investing in other funds. This example does not take into account brokerage commissions that you pay when purchasing or selling Shares of the Fund.

The example assumes that you invest \$10,000 in the Fund for the time periods indicated and then redeem all of your Shares at the end of those periods. The example also assumes that your investment has a 5% annual return and that the Fund’s operating expenses remain the same (except that the example incorporates the fee waiver and/or expense reimbursement arrangement for only the first year). Although your actual costs may be higher or lower, based on these assumptions, your costs would be:

YEAR	EXPENSES
1	\$ 57
3	\$ 270
5	\$ 501
10	\$1,163

PORTFOLIO TURNOVER

The Fund will pay transaction costs, such as commissions, when it purchases and sells securities (or “turns over” its portfolio). A higher portfolio turnover will cause the Fund to incur additional transaction costs and may result in higher taxes when Fund Shares are held in a taxable account. These costs, which are not reflected in annual fund operating expenses or in the example, may affect the Fund’s performance. During the most recent fiscal year, the Fund’s portfolio turnover rate was 24% of the average value of its portfolio.

PRINCIPAL INVESTMENT STRATEGIES

The Fund normally invests at least 80% of its total assets in common stocks and American depositary receipts (“ADRs”) of companies involved in the environmental services industry. The Environmental Services Index is designed to measure the performance of widely held, highly capitalized companies engaged in business activities that may benefit from the global increase in demand for consumer waste disposal, removal and storage of industrial by-products, and the management of associated resources. Such companies may include small- and medium-capitalization companies. As of December 31, 2018,

the Environmental Services Index included 22 securities of companies with a market capitalization range of between approximately \$242.84 million and \$37.94 billion and a weighted average market capitalization of \$10.26 billion. These amounts are subject to change. The Fund's 80% investment policy is non-fundamental and may be changed without shareholder approval upon 60 days' prior written notice to shareholders.

The Fund, using a "passive" or indexing investment approach, attempts to approximate the investment performance of the Environmental Services Index by investing in a portfolio of securities that generally replicates the Environmental Services Index. Unlike many investment companies that try to "beat" the performance of a benchmark index, the Fund does not try to "beat" the Environmental Services Index and does not seek temporary defensive positions when markets decline or appear overvalued. Indexing may eliminate the chance that the Fund will substantially outperform the Environmental Services Index but also may reduce some of the risks of active management, such as poor security selection. The Fund will normally invest at least 80% of its assets in securities that comprise the Environmental Services Index.

The Fund is classified as a non-diversified fund under the Investment Company Act of 1940, as amended (the "1940 Act") and, therefore, may invest a greater percentage of assets in a particular issuer. The Fund may concentrate its investments in a particular industry or group of industries to the extent that the Environmental Services Index concentrates in an industry or group of industries. As of September 30, 2018, the Fund was concentrated in the industrials sector, and the health care sector represented a significant portion of the Fund.

PRINCIPAL RISKS OF INVESTING IN THE FUND

Investors in the Fund should be willing to accept a high degree of volatility in the price of the Fund's Shares and the possibility of significant losses. An investment in the Fund involves a substantial degree of risk. An investment in the Fund is not a deposit with a bank and is not insured or guaranteed by the Federal Deposit Insurance Corporation or any other government agency. Therefore, you should consider carefully the following risks before investing in the Fund, each of which could significantly and adversely affect the value of an investment in the Fund.

Risk of Investing in the Environmental Services Industry. The Fund will be sensitive to, and its performance may depend to a greater extent on, the overall condition of the environmental services industry. Companies in the environmental services industry are engaged in a variety of activities related to environmental services and consumer and industrial waste management. These companies may be adversely affected by a decrease in demand for waste disposal, removal or storage of industrial by-products, and the management of associated resources. Competitive pressures may have a significant effect on the financial condition of such companies. These prices may fluctuate substantially over short periods of time so the Fund may be more volatile than other types of investments. Environmental services companies must comply with various regulations and the terms of their operating permits and licenses. Failure to comply with or to renew permits and licenses or changes in government regulations can adversely impact their operations. Waste management companies are also affected by demand cycles, world events, increased outsourcing and economic conditions. In addition, these companies are subject to liability for environmental damage claims.

Certain companies in which the Fund may invest are non-U.S. issuers whose securities are listed on U.S. exchanges. These securities involve risks beyond those associated with investments in U.S. securities, including greater market volatility, higher transactional costs, the possibility that the liquidity of such securities could be impaired because of future political and/or economic developments, taxation by foreign governments, political instability and the possibility that foreign governmental restrictions may be adopted which might adversely affect such securities.

Equity Securities Risk. The value of the equity securities held by the Fund may fall due to general market and economic conditions, perceptions regarding the markets in which the issuers of securities held by the Fund participate, or factors relating to specific issuers in which the Fund invests. Equity securities are subordinated to preferred securities and debt in a company's capital structure with respect to priority in right to a share of corporate income, and therefore will be subject to greater dividend risk than preferred securities or debt instruments. In addition, while broad market measures of equity securities have historically generated higher average returns than fixed income securities, equity securities have generally also experienced significantly more volatility in those returns, although under certain market conditions fixed income securities may have comparable or greater price volatility.

Risk of Investing in the Industrials Sector. The Fund will be sensitive to, and its performance may depend to a greater extent on, the overall condition of the industrials sector. Companies in the industrials sector may be adversely affected by changes in government regulation, world events and economic conditions. In addition, companies in the industrials sector may be adversely affected by environmental damages, product liability claims and exchange rates.

Risk of Investing in the Health Care Sector. The Fund will be sensitive to, and its performance may depend to a greater extent on, the overall condition of the health care sector. Companies in the health care sector may be affected by extensive

government regulation, restrictions on government reimbursement for medical expenses, rising costs of medical products and services, pricing pressure, an increased emphasis on outpatient services, limited number of products, industry innovation, changes in technologies and other market developments. Many health care companies are heavily dependent on patent protection and are subject to extensive litigation based on product liability and similar claims.

Risk of Investing in American Depositary Receipts (“ADRs”). ADRs are issued by U.S. banks or trust companies that entitle the holder to all dividends and capital gains that are paid out on the underlying foreign shares. The Fund’s investments in ADRs may be less liquid than the underlying shares in their primary trading market and, if not included in the Environmental Services Index, may negatively affect the Fund’s ability to replicate the performance of the Environmental Services Index. In addition, investments in ADRs that are not included in the Environmental Services Index may increase tracking error.

Risk of Investing in Small- and Medium-Capitalization Companies. Small- and medium-capitalization companies may be more volatile and more likely than large-capitalization companies to have narrower product lines, fewer financial resources, less management depth and experience and less competitive strength. In addition, these companies often have greater price volatility, lower trading volume and less liquidity than larger more established companies. Returns on investments in securities of small- and medium-capitalization companies could trail the returns on investments in securities of large-capitalization companies.

Issuer-Specific Changes Risk. The value of individual securities or particular types of securities in the Fund’s portfolio can be more volatile than the market as a whole and can perform differently from the value of the market as a whole, which may have a greater impact if the Fund’s portfolio is concentrated in a country, group of countries, region, market, industry, group of industries, sector or asset class. The value of securities of smaller issuers can be more volatile than that of larger issuers.

Market Risk. The prices of the securities in the Fund are subject to the risks associated with investing in the securities market, including general economic conditions and sudden and unpredictable drops in value. An investment in the Fund may lose money.

Operational Risk. The Fund is exposed to operational risk arising from a number of factors, including, but not limited to, human error, processing and communication errors, errors of the Fund’s service providers, counterparties or other third parties, failed or inadequate processes and technology or system failures.

Index Tracking Risk. The Fund’s return may not match the return of the Environmental Services Index for a number of reasons. For example, the Fund incurs a number of operating expenses not applicable to the Environmental Services Index and incurs costs associated with buying and selling securities, especially when rebalancing the Fund’s securities holdings to reflect changes in the composition of the Environmental Services Index, which are not factored into the return of the Environmental Services Index. Transaction costs, including brokerage costs, will decrease the Fund’s net asset value (“NAV”) to the extent not offset by the transaction fee payable by an Authorized Participant (“AP”). Market disruptions and regulatory restrictions could have an adverse effect on the Fund’s ability to adjust its exposure to the required levels in order to track the Environmental Services Index. Errors in the Environmental Services Index data, the Environmental Services Index computations and/or the construction of the Environmental Services Index in accordance with its methodology may occur from time to time and may not be identified and corrected by the Environmental Services Index provider for a period of time or at all, which may have an adverse impact on the Fund and its shareholders. In addition, the Fund may not invest in certain securities included in the Environmental Services Index, or invest in them in the exact proportions in which they are represented in the Environmental Services Index. The Fund’s performance may also deviate from the return of the Environmental Services Index due to legal restrictions or limitations imposed by the governments of certain countries, certain listing standards of the Fund’s listing exchange (the “Exchange”), a lack of liquidity on stock exchanges in which the securities trade, potential adverse tax consequences or other regulatory reasons (such as diversification requirements). The Fund may value certain of its investments and/or other assets based on fair value prices. In addition, any issues the Fund encounters with regard to currency convertibility (including the cost of borrowing funds, if any) and repatriation may increase the index tracking risk. For tax efficiency purposes, the Fund may sell certain securities, and such sale may cause the Fund to realize a loss and deviate from the performance of the Environmental Services Index. In light of the factors discussed above, the Fund’s return may deviate significantly from the return of the Environmental Services Index. Changes to the composition of the Environmental Services Index in connection with a rebalancing or reconstitution of the Environmental Services Index may cause the Fund to experience increased volatility, during which time the Fund’s index tracking risk may be heightened.

Authorized Participant Concentration Risk. The Fund may have a limited number of financial institutions that act as APs, none of which are obligated to engage in creation and/or redemption transactions. To the extent that those APs exit the business, or are unable to or choose not to process creation and/or redemption orders, and no other AP is able to step forward to create and redeem, there may be a significantly diminished trading market for Shares or Shares may trade like

closed-end funds at a discount (or premium) to NAV and possibly face trading halts and/or de-listing. The AP concentration risk may be heightened in scenarios where APs have limited or diminished access to the capital required to post collateral.

No Guarantee of Active Trading Market. While Shares are listed on the Exchange, there can be no assurance that an active trading market for the Shares will be maintained. Further, secondary markets may be subject to irregular trading activity, wide bid/ask spreads and extended trade settlement periods in times of market stress because market makers and APs may step away from making a market in the Shares and in executing creation and redemption orders, which could cause a material deviation in the Fund's market price from its NAV.

Trading Issues. Trading in Shares on the Exchange may be halted due to market conditions or for reasons that, in the view of the Exchange, make trading in Shares inadvisable. In addition, trading in Shares on the Exchange is subject to trading halts caused by extraordinary market volatility pursuant to the Exchange's "circuit breaker" rules. There can be no assurance that the requirements of the Exchange necessary to maintain the listing of the Fund will continue to be met or will remain unchanged.

Passive Management Risk. An investment in the Fund involves risks similar to those of investing in any fund invested in equity securities traded on an exchange, such as market fluctuations caused by such factors as economic and political developments, changes in interest rates and perceived trends in security prices. However, because the Fund is not "actively" managed, unless a specific security is removed from the Environmental Services Index, the Fund generally would not sell a security because the security's issuer was in financial trouble. Therefore, the Fund's performance could be lower than funds that may actively shift their portfolio assets to take advantage of market opportunities or to lessen the impact of a market decline or a decline in the value of one or more issuers.

Fund Shares Trading, Premium/Discount Risk and Liquidity of Fund Shares. The market price of the Shares may fluctuate in response to the Fund's NAV, the intraday value of the Fund's holdings and supply and demand for Shares. The Adviser cannot predict whether Shares will trade above, below, or at their most recent NAV. Disruptions to creations and redemptions, the existence of market volatility or potential lack of an active trading market for Shares (including through a trading halt), as well as other factors, may result in Shares trading at a significant premium or discount to NAV or to the intraday value of the Fund's holdings. If a shareholder purchases Shares at a time when the market price is at a premium to the NAV or sells Shares at a time when the market price is at a discount to the NAV, the shareholder may pay significantly more or receive significantly less than the underlying value of the Shares that were bought or sold, or the shareholder may be unable to sell his or her Shares. The securities held by the Fund may be traded in markets that close at a different time than the Exchange. Liquidity in those securities may be reduced after the applicable closing times. Accordingly, during the time when the Exchange is open but after the applicable market closing, fixing or settlement times, bid-ask spreads on the Exchange and the resulting premium or discount to the Shares' NAV may widen. Additionally, in stressed market conditions, the market for the Fund's Shares may become less liquid in response to deteriorating liquidity in the markets for the Fund's underlying portfolio holdings. There are various methods by which investors can purchase and sell Shares. Investors should consult their financial intermediaries before purchasing or selling Shares of the Fund.

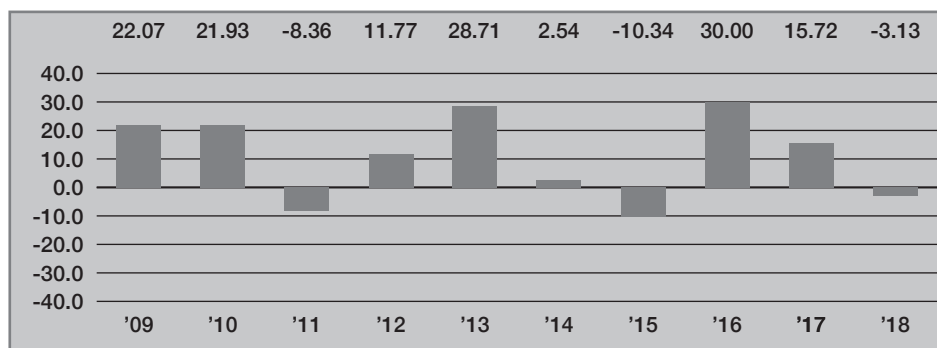
Non-Diversified Risk. The Fund is classified as a "non-diversified" fund under the 1940 Act. Therefore, the Fund may invest a relatively high percentage of its assets in a smaller number of issuers or may invest a larger proportion of its assets in a single issuer. Moreover, the gains and losses on a single investment may have a greater impact on the Fund's NAV and may make the Fund more volatile than more diversified funds. The Fund may be particularly vulnerable to this risk because the Environmental Services Index is comprised of securities of a limited number of companies.

Concentration Risk. The Fund's assets may be concentrated in a particular sector or sectors or industry or group of industries to the extent the Environmental Services Index concentrates in a particular sector or sectors or industry or group of industries. To the extent that the Fund is concentrated in a particular sector or sectors or industry or group of industries, the Fund will be subject to the risk that economic, political or other conditions that have a negative effect on those sectors and/or industry or groups of industries may negatively impact the Fund to a greater extent than if the Fund's assets were invested in a wider variety of sectors or industries.

PERFORMANCE

The bar chart that follows shows how the Fund performed for the calendar years shown. The table below the bar chart shows the Fund's average annual returns (before and after taxes). The bar chart and table provide an indication of the risks of investing in the Fund by comparing the Fund's performance from year to year and by showing how the Fund's average annual returns for the one year, five year and ten year periods compared with the Fund's benchmark index and a broad measure of market performance. All returns assume reinvestment of dividends and distributions. The Fund's past performance (before and after income taxes) is not necessarily indicative of how the Fund will perform in the future. Updated performance information is available online at www.vaneck.com.

Annual Total Returns (%)—Calendar Years



Best Quarter: 25.65% 2Q '09

Worst Quarter: -19.76% 1Q '09

Average Annual Total Returns for the Periods Ended December 31, 2018

The after-tax returns presented in the table below are calculated using the highest historical individual federal marginal income tax rates and do not reflect the impact of state and local taxes. Your actual after-tax returns will depend on your specific tax situation and may differ from those shown below. After-tax returns are not relevant to investors who hold Shares of the Fund through tax-deferred arrangements, such as 401(k) plans or individual retirement accounts.

	Past One Year	Past Five Years	Past Ten Years
VanEck Vectors Environmental Services ETF (return before taxes)	-3.13%	6.02%	10.15%
VanEck Vectors Environmental Services ETF (return after taxes on distributions)	-3.22%	5.79%	9.91%
VanEck Vectors Environmental Services ETF (return after taxes on distributions and sale of Fund Shares)	-1.79%	4.68%	8.37%
NYSE Arca Environmental Services Index (reflects no deduction for fees, expenses or taxes)	-2.64%	6.52%	10.75%
S&P 500® Index (reflects no deduction for fees, expenses or taxes)	-4.38%	8.49%	13.12%

See “License Agreements and Disclaimers” for important information.

PORTFOLIO MANAGEMENT

Investment Adviser. Van Eck Associates Corporation.

Portfolio Managers. The following individuals are jointly and primarily responsible for the day-to-day management of the Fund’s portfolio:

Name	Title with Adviser	Date Began Managing the Fund
Peter H. Liao	Portfolio Manager	October 2006
Guo Hua (Jason) Jin	Portfolio Manager	February 2018

PURCHASE AND SALE OF FUND SHARES

For important information about the purchase and sale of Fund Shares, tax information and payments to broker-dealers and other financial intermediaries, please turn to “Summary Information About Purchases and Sales of Fund Shares, Taxes and Payments to Broker-Dealers and Other Financial Intermediaries” on page 48 of this Prospectus.

SUMMARY INFORMATION

INVESTMENT OBJECTIVE

VanEck Vectors® Gaming ETF (the “Fund”) seeks to replicate as closely as possible, before fees and expenses, the price and yield performance of the MVIS® Global Gaming Index (the “Gaming Index”).

FUND FEES AND EXPENSES

The following tables describe the fees and expenses that you may pay if you buy and hold shares of the Fund (“Shares”).

Shareholder Fees <i>(fees paid directly from your investment)</i>	None
--	------

Annual Fund Operating Expenses

(expenses that you pay each year as a percentage of the value of your investment)

Management Fee	0.50%
Other Expenses	0.36%
Total Annual Fund Operating Expenses ^(a)	0.86%
Fee Waivers and Expense Reimbursement ^(a)	-0.20%
Total Annual Fund Operating Expenses After Fee Waiver and Expense Reimbursement ^(a)	0.66%

^(a) Van Eck Associates Corporation (the “Adviser”) has agreed to waive fees and/or pay Fund expenses to the extent necessary to prevent the operating expenses of the Fund (excluding acquired fund fees and expenses, interest expense, trading expenses, taxes and extraordinary expenses) from exceeding 0.65% of the Fund’s average daily net assets per year until at least February 1, 2020. During such time, the expense limitation is expected to continue until the Fund’s Board of Trustees acts to discontinue all or a portion of such expense limitation.

EXPENSE EXAMPLE

This example is intended to help you compare the cost of investing in the Fund with the cost of investing in other funds. This example does not take into account brokerage commissions that you pay when purchasing or selling Shares of the Fund.

The example assumes that you invest \$10,000 in the Fund for the time periods indicated and then redeem all of your Shares at the end of those periods. The example also assumes that your investment has a 5% annual return and that the Fund’s operating expenses remain the same (except that the example incorporates the fee waiver and/or expense reimbursement arrangement for only the first year). Although your actual costs may be higher or lower, based on these assumptions, your costs would be:

<u>YEAR</u>	<u>EXPENSES</u>
1	\$ 67
3	\$ 254
5	\$ 457
10	\$1,042

PORTFOLIO TURNOVER

The Fund will pay transaction costs, such as commissions, when it purchases and sells securities (or “turns over” its portfolio). A higher portfolio turnover will cause the Fund to incur additional transaction costs and may result in higher taxes when Fund Shares are held in a taxable account. These costs, which are not reflected in annual fund operating expenses or in the example, may affect the Fund’s performance. During the most recent fiscal year, the Fund’s portfolio turnover rate was 31% of the average value of its portfolio.

PRINCIPAL INVESTMENT STRATEGIES

The Fund normally invests at least 80% of its total assets in securities that comprise the Fund’s benchmark index. To be initially eligible for the Gaming Index, companies must generate at least 50% of their revenues from gaming. Gaming includes casinos and casino hotels, sports betting (including internet gambling and racetracks) and lottery services as well as gaming services, gaming technology and gaming equipment. Such companies may include small- and medium-capitalization companies and foreign companies that are listed on a U.S. or foreign exchanges. As of December 31, 2018, the Gaming Index included 42 securities of companies with a market capitalization range of between approximately \$851 million and \$40.8 billion and a

weighted average market capitalization of \$12.9 billion. As of September 30, 2018, approximately 36% of the Fund's assets were invested in securities of Asian issuers, which included approximately 23% in Chinese/Hong Kong issuers. These amounts are subject to change. The Fund's 80% investment policy is non-fundamental and may be changed without shareholder approval upon 60 days' prior written notice to shareholders.

The Fund, using a "passive" or indexing investment approach, attempts to approximate the investment performance of the Gaming Index by investing in a portfolio of securities that generally replicates the Gaming Index. Unlike many investment companies that try to "beat" the performance of a benchmark index, the Fund does not try to "beat" the Gaming Index and does not seek temporary defensive positions when markets decline or appear overvalued. Indexing may eliminate the chance that the Fund will substantially outperform the Gaming Index but also may reduce some of the risks of active management, such as poor security selection.

The Fund is classified as a non-diversified fund under the Investment Company Act of 1940, as amended (The "1940 Act") and, therefore, may invest a greater percentage of its assets in a particular issuer. The Fund may concentrate its investments in a particular industry or group of industries to the extent that the Gaming Index concentrates in an industry or group of industries. As of September 30, 2018, the Fund was concentrated in the consumer discretionary sector.

PRINCIPAL RISKS OF INVESTING IN THE FUND

Investors in the Fund should be willing to accept a high degree of volatility in the price of the Fund's Shares and the possibility of significant losses. An investment in the Fund involves a substantial degree of risk. An investment in the Fund is not a deposit with a bank and is not insured or guaranteed by the Federal Deposit Insurance Corporation or any other government agency. Therefore, you should consider carefully the following risks before investing in the Fund, each of which could significantly and adversely affect the value of an investment in the Fund.

Risk of Investing in the Gaming Industry. The Fund will be sensitive to, and its performance may depend to a greater extent on, the overall condition of the gaming industry. Companies in the gaming industry include those engaged in casino operations, race track operations, sports and horse race betting operations, online gaming operations and/or the provision of related equipment and technologies. Companies in the gaming industry face intense competition, both domestically and internationally. Companies in the gaming industry are also highly regulated, and state and Federal legislative or regulatory changes and licensing issues (as well as the laws of other countries) can significantly impact their ability to operate in certain jurisdictions, the activities in which such companies are allowed to engage and the profitability of companies in the industry. As a result, the securities of gaming companies owned by the Fund may react similarly to, and move in unison with, one another. The gaming industry may also be negatively affected by changes in economic conditions, consumer tastes and discretionary income levels, intense competition, technological developments, financial resources, markets or personnel. In addition, the gaming industry is characterized by the use of various forms of intellectual property, which are dependent upon patented technologies, trademarked brands and proprietary information. Companies operating in the gaming industry are subject to the risk of significant litigation regarding intellectual property rights, which may adversely affect and financially harm companies in which the Fund may invest. Furthermore, certain jurisdictions may impose additional restrictions on securities issued by gaming companies organized or operated in such jurisdictions that may be held by the Fund.

Equity Securities Risk. The value of the equity securities held by the Fund may fall due to general market and economic conditions, perceptions regarding the markets in which the issuers of securities held by the Fund participate, or factors relating to specific issuers in which the Fund invests. Equity securities are subordinated to preferred securities and debt in a company's capital structure with respect to priority in right to a share of corporate income, and therefore will be subject to greater dividend risk than preferred securities or debt instruments. In addition, while broad market measures of equity securities have historically generated higher average returns than fixed income securities, equity securities have generally also experienced significantly more volatility in those returns, although under certain market conditions fixed income securities may have comparable or greater price volatility.

Risk of Investing in the Consumer Discretionary Sector. The Fund will be sensitive to, and its performance may depend to a greater extent on, the overall condition of the consumer discretionary sector. Companies engaged in the consumer discretionary sector are subject to fluctuations in supply and demand. These companies may also be adversely affected by changes in consumer spending as a result of world events, political and economic conditions, commodity price volatility, changes in exchange rates, imposition of import controls, increased competition, depletion of resources and labor relations.

Risk of Investing in Foreign Securities. Investments in the securities of foreign issuers involve risks beyond those associated with investments in U.S. securities. These additional risks include greater market volatility, the availability of less reliable financial information, higher transactional and custody costs, taxation by foreign governments, decreased market liquidity and political instability. Because certain foreign securities markets may be limited in size, the activity of large traders may have an undue influence on the prices of securities that trade in such markets. The Fund invests in securities of issuers

located in countries whose economies are heavily dependent upon trading with key partners. Any reduction in this trading may have an adverse impact on the Fund's investments. To the extent the Fund invests in emerging market countries, the risks of investing in such countries are greater than risks associated with investments in foreign developed countries.

Risk of Investing in Emerging Market Issuers. Investments in securities of emerging market issuers are exposed to a number of risks that may make these investments volatile in price or difficult to trade. Emerging markets are more likely than developed markets to experience problems with the clearing and settling of trades, as well as the holding of securities by local banks, agents and depositories. Political risks may include unstable governments, nationalization, restrictions on foreign ownership, laws that prevent investors from getting their money out of a country and legal systems that do not protect property rights as well as the laws of the United States. Market risks may include economies that concentrate in only a few industries, securities issues that are held by only a few investors, liquidity issues and limited trading capacity in local exchanges and the possibility that markets or issues may be manipulated by foreign nationals who have inside information.

Foreign Currency Risk. Because the Fund's assets may be invested in securities denominated in foreign currencies, the proceeds received by the Fund from these investments will generally be in foreign currencies. The Fund's exposure to foreign currencies and changes in the value of foreign currencies versus the U.S. dollar may result in reduced returns for the Fund. Moreover, the Fund may incur costs in connection with conversions between U.S. dollars and foreign currencies.

Special Risk Considerations of Investing in Asian Issuers. Investments in securities of Asian issuers involve risks and special considerations not typically associated with investment in the U.S. securities markets. Certain Asian economies have experienced over-extension of credit, currency devaluations and restrictions, high unemployment, high inflation, decreased exports and economic recessions. Economic events in any one Asian country can have a significant effect on the entire Asian region as well as on major trading partners outside Asia, and any adverse effect on some or all of the Asian countries and regions in which the Fund invests. The securities markets in some Asian economies are relatively underdeveloped and may subject the Fund to higher action costs or greater uncertainty than investments in more developed securities markets. Such risks may adversely affect the value of the Fund's investments.

Special Risk Considerations of Investing in Chinese Issuers. Investments in securities of Chinese issuers, including issuers located outside of China that generate significant revenues from China, involve certain risks and considerations not typically associated with investing in securities of U.S. issuers, including, among others, (i) more frequent (and potentially widespread) trading suspensions and government interventions with respect to Chinese issuers, (ii) currency revaluations and other currency exchange rate fluctuations or blockage, (iii) the nature and extent of intervention by the Chinese government in the Chinese securities markets, whether such intervention will continue and the impact of such intervention or its discontinuation, (iv) the risk of nationalization or expropriation of assets, (v) the risk that the Chinese government may decide not to continue to support economic reform programs, (vi) limitations on the use of brokers, (vii) higher rates of inflation, (viii) greater political, economic and social uncertainty, (ix) market volatility caused by any potential regional or territorial conflicts or natural disasters and (x) the risk of increased trade tariffs, embargoes and other trade limitations. In addition, the economy of China differs, often unfavorably, from the U.S. economy in such respects as structure, general development, government involvement, wealth distribution, rate of inflation, growth rate, interest rates, allocation of resources and capital reinvestment, among others. The Chinese central government has historically exercised substantial control over virtually every sector of the Chinese economy through administrative regulation and/or state ownership and actions of the Chinese central and local government authorities continue to have a substantial effect on economic conditions in China. In addition, previously the Chinese government has from time to time taken actions that influence the prices at which certain goods may be sold, encourage companies to invest or concentrate in particular industries, induce mergers between companies in certain industries and induce private companies to publicly offer their securities to increase or continue the rate of economic growth, control the rate of inflation or otherwise regulate economic expansion. The Chinese government may do so in the future as well, potentially having a significant adverse effect on economic conditions in China.

Risk of Investing in Depositary Receipts. The Fund may invest in depositary receipts which involve similar risks to those associated with investments in foreign securities. Depositary receipts are receipts listed on U.S. or foreign exchanges issued by banks or trust companies that entitle the holder to all dividends and capital gains that are paid out on the underlying foreign shares. Investments in depositary receipts may be less liquid than the underlying shares in their primary trading market and, if not included in the Gaming Index, may negatively affect the Fund's ability to replicate the performance of the Gaming Index.

Risk of Investing in Small- and Medium-Capitalization Companies. Small- and medium-capitalization companies may be more volatile and more likely than large-capitalization companies to have narrower product lines, fewer financial resources, less management depth and experience and less competitive strength. In addition, these companies often have greater price volatility, lower trading volume and less liquidity than larger more established companies. Returns on investments in securities

of small- and medium-capitalization companies could trail the returns on investments in securities of large-capitalization companies.

Risk of Cash Transactions. Unlike other exchange-traded funds (“ETFs”), the Fund expects to effect its creations and redemptions partially for in-kind securities and partially for cash, rather than wholly for in-kind securities. Therefore, it may be required to sell portfolio securities and subsequently incur brokerage costs or recognize losses or gains on such sales that the Fund might not have recognized if it were to distribute portfolio securities in kind. As such, investments in Shares may be less tax-efficient than an investment in a conventional ETF.

Market Risk. The prices of the securities in the Fund are subject to the risks associated with investing in the securities market, including general economic conditions and sudden and unpredictable drops in value. An investment in the Fund may lose money.

Operational Risk. The Fund is exposed to operational risk arising from a number of factors, including, but not limited to, human error, processing and communication errors, errors of the Fund’s service providers, counterparties or other third parties, failed or inadequate processes and technology or system failures.

Index Tracking Risk. The Fund’s return may not match the return of the Gaming Index for a number of reasons. For example, the Fund incurs a number of operating expenses not applicable to the Gaming Index and incurs costs associated with buying and selling securities, especially when rebalancing the Fund’s securities holdings to reflect changes in the composition of the Gaming Index and raising cash to meet redemptions or deploying cash in connection with newly created Creation Units (defined herein), which are not factored into the return of the Gaming Index. Transaction costs, including brokerage costs, will decrease the Fund’s net asset value (“NAV”) to the extent not offset by the transaction fee payable by an Authorized Participant (“AP”). Market disruptions and regulatory restrictions could have an adverse effect on the Fund’s ability to adjust its exposure to the required levels in order to track the Gaming Index. Errors in the Gaming Index data, the Gaming Index computations and/or the construction of the Gaming Index in accordance with its methodology may occur from time to time and may not be identified and corrected by the Gaming Index provider for a period of time or at all, which may have an adverse impact on the Fund and its shareholders. The Fund may not be fully invested at times either as a result of cash flows into the Fund or reserves of cash held by the Fund to meet redemptions or pay expenses. In addition, the Fund may not invest in certain securities included in the Gaming Index, or invest in them in the exact proportions in which they are represented in the Gaming Index. The Fund’s performance may also deviate from the return of the Gaming Index due to legal restrictions or limitations imposed by the governments of certain countries, certain listing standards of the Fund’s listing exchange (the “Exchange”), a lack of liquidity on stock exchanges in which such securities trade, potential adverse tax consequences or other regulatory reasons (such as diversification requirements). The Fund may value certain of its investments and/or other assets based on fair value prices. To the extent the Fund calculates its NAV based on fair value prices and the value of the Gaming Index is based on securities’ closing prices on local foreign markets (*i.e.*, the value of the Gaming Index is not based on fair value prices), the Fund’s ability to track the Gaming Index may be adversely affected. In addition, any issues the Fund encounters with regard to currency convertibility (including the cost of borrowing funds, if any) and repatriation may also increase the index tracking risk. The Fund may also need to rely on borrowings to meet redemptions, which may lead to increased expenses. For tax efficiency purposes, the Fund may sell certain securities, and such sale may cause the Fund to realize a loss and deviate from the performance of the Gaming Index. In light of the factors discussed above, the Fund’s return may deviate significantly from the return of the Gaming Index. Changes to the composition of the Gaming Index in connection with a rebalancing or reconstitution of the Gaming Index may cause the Fund to experience increased volatility, during which time the Fund’s index tracking risk may be heightened.

Authorized Participant Concentration Risk. The Fund may have a limited number of financial institutions that act as APs, none of which are obligated to engage in creation and/or redemption transactions. To the extent that those APs exit the business, or are unable to or choose not to process creation and/or redemption orders, and no other AP is able to step forward to create and redeem, there may be a significantly diminished trading market for Shares or Shares may trade like closed-end funds at a discount (or premium) to NAV and possibly face trading halts and/or de-listing. The AP concentration risk may be heightened in scenarios where APs have limited or diminished access to the capital required to post collateral.

No Guarantee of Active Trading Market. While Shares are listed on the Exchange, there can be no assurance that an active trading market for the Shares will be maintained. Further, secondary markets may be subject to irregular trading activity, wide bid/ask spreads and extended trade settlement periods in times of market stress because market makers and APs may step away from making a market in the Shares and in executing creation and redemption orders, which could cause a material deviation in the Fund’s market price from its NAV.

Trading Issues. Trading in Shares on the Exchange may be halted due to market conditions or for reasons that, in the view of the Exchange, make trading in Shares inadvisable. In addition, trading in Shares on the Exchange is subject to trading

halts caused by extraordinary market volatility pursuant to the Exchange's "circuit breaker" rules. There can be no assurance that the requirements of the Exchange necessary to maintain the listing of the Fund will continue to be met or will remain unchanged.

Passive Management Risk. An investment in the Fund involves risks similar to those of investing in any fund invested in equity securities traded on an exchange, such as market fluctuations caused by such factors as economic and political developments, changes in interest rates and perceived trends in security prices. However, because the Fund is not "actively" managed, unless a specific security is removed from the Gaming Index, the Fund generally would not sell a security because the security's issuer was in financial trouble. Therefore, the Fund's performance could be lower than funds that may actively shift their portfolio assets to take advantage of market opportunities or to lessen the impact of a market decline or a decline in the value of one or more issuers.

Fund Shares Trading, Premium/Discount Risk and Liquidity of Fund Shares. The market price of the Shares may fluctuate in response to the Fund's NAV, the intraday value of the Fund's holdings and supply and demand for Shares. The Adviser cannot predict whether Shares will trade above, below, or at their most recent NAV. Disruptions to creations and redemptions, the existence of market volatility or potential lack of an active trading market for Shares (including through a trading halt), as well as other factors, may result in Shares trading at a significant premium or discount to NAV or to the intraday value of the Fund's holdings. If a shareholder purchases Shares at a time when the market price is at a premium to the NAV or sells Shares at a time when the market price is at a discount to the NAV, the shareholder may pay significantly more or receive significantly less than the underlying value of the Shares that were bought or sold, or the shareholder may be unable to sell his or her Shares. The securities held by the Fund may be traded in markets that close at a different time than the Exchange. Liquidity in those securities may be reduced after the applicable closing times. Accordingly, during the time when the Exchange is open but after the applicable market closing, fixing or settlement times, bid-ask spreads on the Exchange and the resulting premium or discount to the Shares' NAV may widen. Additionally, in stressed market conditions, the market for the Fund's Shares may become less liquid in response to deteriorating liquidity in the markets for the Fund's underlying portfolio holdings. There are various methods by which investors can purchase and sell Shares. Investors should consult their financial intermediaries before purchasing or selling Shares of the Fund.

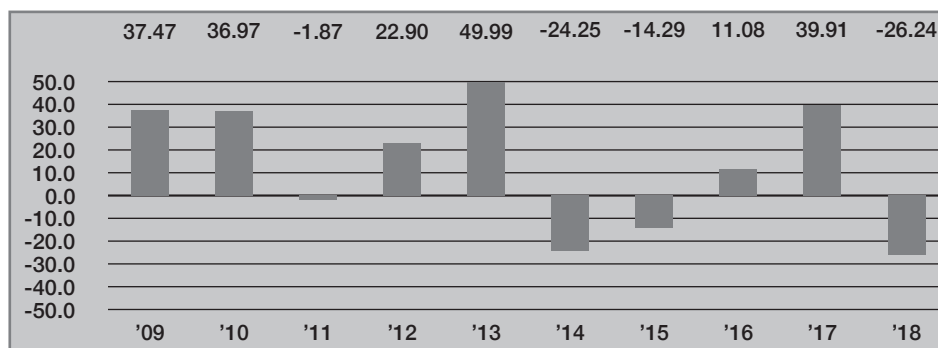
Non-Diversified Risk. The Fund is classified as a "non-diversified" fund under the 1940 Act. Therefore, the Fund may invest a relatively high percentage of its assets in a smaller number of issuers or may invest a larger proportion of its assets in a single issuer. Moreover, the gains and losses on a single investment may have a greater impact on the Fund's NAV and may make the Fund more volatile than more diversified funds.

Concentration Risk. The Fund's assets may be concentrated in a particular sector or sectors or industry or group of industries to the extent the Gaming Index concentrates in a particular sector or sectors or industry or group of industries. To the extent that the Fund is concentrated in a particular sector or sectors or industry or group of industries, the Fund will be subject to the risk that economic, political or other conditions that have a negative effect on those sectors and/or industry or groups of industries may negatively impact the Fund to a greater extent than if the Fund's assets were invested in a wider variety of sectors or industries.

PERFORMANCE

The bar chart that follows shows how the Fund performed for the calendar years shown. The table below the bar chart shows the Fund's average annual returns (before and after taxes). The bar chart and table provide an indication of the risks of investing in the Fund by comparing the Fund's performance from year to year and by showing how the Fund's average annual returns for the one year, five year and ten year periods compared with the Fund's benchmark index and a broad measure of market performance. All returns assume reinvestment of dividends and distributions. The Fund's past performance (before and after income taxes) is not necessarily indicative of how the Fund will perform in the future. Updated performance information is available online at www.vaneck.com.

Annual Total Returns (%)—Calendar Years



Best Quarter: 34.93% 2Q '09

Worst Quarter: -18.89% 3Q '11

Average Annual Total Returns for the Periods Ended December 31, 2018

The after-tax returns presented in the table below are calculated using the highest historical individual federal marginal income tax rates and do not reflect the impact of state and local taxes. Your actual after-tax returns will depend on your specific tax situation and may differ from those shown below. After-tax returns are not relevant to investors who hold Shares of the Fund through tax-deferred arrangements, such as 401(k) plans or individual retirement accounts.

	Past One Year	Past Five Years	Past Ten Years
VanEck Vectors Gaming ETF (return before taxes)	-26.24%	-5.74%	9.75%
VanEck Vectors Gaming ETF (return after taxes on distributions)	-26.91%	-6.67%	8.94%
VanEck Vectors Gaming ETF (return after taxes on distributions and sale of Fund Shares)	-15.21%	-4.38%	7.94%
MVIS Global Gaming Index (reflects no deduction for fees, expenses or taxes, except withholding taxes)	-25.91%	-5.31%	10.30%
S&P 500® Index (reflects no deduction for fees, expenses or taxes)	-4.38%	8.49%	13.12%

See "License Agreements and Disclaimers" for important information.

PORTFOLIO MANAGEMENT

Investment Adviser. Van Eck Associates Corporation.

Portfolio Managers. The following individuals are jointly and primarily responsible for the day-to-day management of the Fund's portfolio:

Name	Title with Adviser	Date Began Managing the Fund
Peter H. Liao	Portfolio Manager	January 2008
Guo Hua (Jason) Jin	Portfolio Manager	February 2018

PURCHASE AND SALE OF FUND SHARES

For important information about the purchase and sale of Fund Shares, tax information and payments to broker-dealers and other financial intermediaries, please turn to "Summary Information About Purchases and Sales of Fund Shares, Taxes and Payments to Broker-Dealers and Other Financial Intermediaries" on page 48 of this Prospectus.

SUMMARY INFORMATION

INVESTMENT OBJECTIVE

VanEck Vectors® Generic Drugs ETF (the “Fund”) seeks to replicate as closely as possible, before fees and expenses, the price and yield performance of the Indxx Global Generics & New Pharma Index (the “Generic Drugs Index”).

FUND FEES AND EXPENSES

The following tables describe the fees and expenses that you may pay if you buy and hold shares of the Fund (“Shares”).

Shareholder Fees <i>(fees paid directly from your investment)</i>	None
--	------

Annual Fund Operating Expenses

(expenses that you pay each year as a percentage of the value of your investment)

Management Fee	0.50%
Other Expenses	2.83%
Total Annual Fund Operating Expenses ^(a)	3.33%
Fee Waivers and Expense Reimbursement ^(a)	-2.78%
Total Annual Fund Operating Expenses After Fee Waiver and Expense Reimbursement ^(a)	0.55%

^(a) Van Eck Associates Corporation (the “Adviser”) has agreed to waive fees and/or pay Fund expenses to the extent necessary to prevent the operating expenses of the Fund (excluding acquired fund fees and expenses, interest expense, trading expenses, taxes and extraordinary expenses) from exceeding 0.55% of the Fund’s average daily net assets per year until at least February 1, 2020. During such time, the expense limitation is expected to continue until the Fund’s Board of Trustees acts to discontinue all or a portion of such expense limitation.

EXPENSE EXAMPLE

This example is intended to help you compare the cost of investing in the Fund with the cost of investing in other funds. This example does not take into account brokerage commissions that you pay when purchasing or selling Shares of the Fund.

The example assumes that you invest \$10,000 in the Fund for the time periods indicated and then redeem all of your Shares at the end of those periods. The example also assumes that your investment has a 5% annual return and that the Fund’s operating expenses remain the same (except that the example incorporates the fee waiver and expense reimbursement arrangement for only the first year). Although your actual costs may be higher or lower, based on these assumptions, your costs would be:

YEAR	EXPENSES
1	\$ 56
3	\$ 764
5	\$1,495
10	\$3,432

PORTFOLIO TURNOVER

The Fund will pay transaction costs, such as commissions, when it purchases and sells securities (or “turns over” its portfolio). A higher portfolio turnover will cause the Fund to incur additional transaction costs and may result in higher taxes when Fund Shares are held in a taxable account. These costs, which are not reflected in annual fund operating expenses or in the example, may affect the Fund’s performance. During the most recent fiscal year, the Fund’s portfolio turnover rate was 15% of the average value of its portfolio.

PRINCIPAL INVESTMENT STRATEGIES

The Fund normally invests at least 80% of its total assets in securities that comprise the Fund’s benchmark index. The Generic Drugs Index includes exchange-listed companies, on a global basis, that derive a significant proportion (as determined by Indxx, LLC (“Indxx”)) of their revenues (or that have the potential to derive a significant proportion of their revenues) from the generic drug industry, or that have a primary business focus on the generic drug industry. A company is deemed to derive a significant proportion of its revenue from the generic drug industry if (i), according to a public filing, it generates a majority of its revenue from the sale of generic drugs, (ii), in the absence of a revenue segment breakdown, it

has stated its primary business to be the development and production of generic drugs or (iii) has a drug pipeline composed of generic drug filings. The universe of companies in the generic drug industry is determined based on proprietary research and analysis conducted by Indxx. Indxx uses a variety of publicly available sources for such analysis, including financial statements and other reports published by companies to determine whether the company is actively engaged in the generic drug industry. Products of these companies are pharmaceuticals that are identical, or bioequivalent in the dosage form, safety, strength, quality and intended usage to brand name pharmaceuticals. Such companies may include small- and medium-capitalization companies and U.S., foreign and emerging market issuers. American depositary receipts (“ADRs”) and global depositary receipts (“GDRs”) are eligible for inclusion in the Generic Drugs Index. As of December 31, 2018, the Generic Drugs Index included 39 securities of companies with a minimum market capitalization of \$1.64 billion and a weighted average market capitalization of \$14.34 billion. As of September 30, 2018, approximately 44% of the Fund’s assets were invested in securities of Asian issuers. These amounts are subject to change. The Fund’s 80% investment policy is non-fundamental and may be changed without shareholder approval upon 60 days’ prior written notice to shareholders.

The Fund, using a “passive” or indexing investment approach, attempts before fees and expenses to approximate the investment performance of the Generic Drugs Index by investing in a portfolio of securities that generally replicates the Generic Drugs Index. Unlike many investment companies that try to “beat” the performance of a benchmark index, the Fund does not try to “beat” the Generic Drugs Index and does not seek temporary defensive positions when markets decline or appear overvalued. Indexing may eliminate the chance that the Fund will substantially outperform the Generic Drugs Index but also may reduce some of the risks of active management, such as poor security selection.

The Fund is classified as a non-diversified fund under the Investment Company Act of 1940, as amended (the “1940 Act”) and, therefore, may invest a greater percentage of its assets in a particular issuer. The Fund may concentrate its investments in a particular industry or group of industries to the extent that the Generic Drugs Index concentrates in an industry or group of industries. As of September 30, 2018, the Fund was concentrated in the pharmaceutical industry, and the biotechnology industry represented a significant portion of the Fund.

PRINCIPAL RISKS OF INVESTING IN THE FUND

Investors in the Fund should be willing to accept a high degree of volatility in the price of the Fund’s Shares and the possibility of significant losses. An investment in the Fund involves a substantial degree of risk. An investment in the Fund is not a deposit with a bank and is not insured or guaranteed by the Federal Deposit Insurance Corporation or any other government agency. Therefore, you should consider carefully the following risks before investing in the Fund, each of which could significantly and adversely affect the value of an investment in the Fund.

Risk of Investing in the Pharmaceutical Industry. The Fund will be sensitive to, and its performance may depend to a greater extent on, the overall condition of the pharmaceutical industry. The success of companies in the pharmaceutical industry that produce generic drugs is highly dependent on the development, procurement and marketing of these drugs. Many companies that produce generic drugs compete with large, well-financed pharmaceutical companies with more experienced development and marketing groups. Moreover, brand-name companies continually seek new ways to delay the introduction of generic products and/or decrease the impact of generic competition, such as filing new patents on drugs whose original patent production is about to expire, developing patented controlled-release products, changing product claims and labeling, or developing and marketing as over-the-counter products those branded products that are about to face generic competition. The research and other costs associated with developing or procuring generic drugs and the related intellectual property rights can be significant, and the results of such research and expenditures are unpredictable. In addition, the potential for an increased amount of required disclosure of proprietary scientific information could negatively impact the position of these companies. Pharmaceutical companies that produce generic drugs may be susceptible to product obsolescence and face intense competition from less costly generic products. There is also the risk that pharmaceutical companies will be unable to obtain sufficient supplies or raw materials needed to create generic drugs. Such a shortage may also cause difficulties or delays in producing generic drugs, which would materially adversely affect a pharmaceutical company. Additionally, prices for existing generic drugs generally decline over time, although this may vary. Price deflation on existing generic drugs may have an adverse effect on profits for all companies that produce generic drugs. Companies in the pharmaceutical industry that produce generic drugs may also be subject to expenses and losses from extensive litigation based on intellectual property, product liability and similar claims. Companies in the pharmaceutical industry may be adversely affected by government regulation, corporate actions, such as mergers and acquisitions, restrictions on reimbursement rates, industry innovation, changes in technologies and other market developments. The ability of many pharmaceutical companies to commercialize current and any future products depends in part on the extent to which reimbursement for the cost of such products and related treatments are available from third party payors, such as Medicare, Medicaid and other government sponsored programs, private health insurance plans and health maintenance organizations.

Risk of Investing in the Biotechnology Industry. The Fund will be sensitive to, and its performance may depend to a greater extent on, the overall condition of the biotechnology industry. The success of biotechnology companies is highly dependent on the development, procurement and/or marketing of drugs. Companies operating in the biotechnology industry are subject to similar risks of companies operating in the pharmaceutical industry, as discussed in more detail above. Additionally, a biotechnology company's valuation can often be based largely on the potential or actual performance of a limited number of products. A biotechnology company's valuation can also be greatly affected if one of its products proves unsafe, ineffective or unprofitable.

Equity Securities Risk. The value of the equity securities held by the Fund may fall due to general market and economic conditions, perceptions regarding the markets in which the issuers of securities held by the Fund participate, or factors relating to specific issuers in which the Fund invests. Equity securities are subordinated to preferred securities and debt in a company's capital structure with respect to priority in right to a share of corporate income, and therefore will be subject to greater dividend risk than preferred securities or debt instruments. In addition, while broad market measures of equity securities have historically generated higher average returns than fixed income securities, equity securities have generally also experienced significantly more volatility in those returns, although under certain market conditions fixed income securities may have comparable or greater price volatility.

Special Risk Considerations of Investing in Asian Issuers. Investments in securities of Asian issuers involve risks and special considerations not typically associated with investment in the U.S. securities markets. Certain Asian economies have experienced over-extension of credit, currency devaluations and restrictions, high unemployment, high inflation, decreased exports and economic recessions. Economic events in any one Asian country can have a significant effect on the entire Asian region as well as on major trading partners outside Asia, and any adverse effect on some or all of the Asian countries and regions in which the Fund invests. The securities markets in some Asian economies are relatively underdeveloped and may subject the Fund to higher action costs or greater uncertainty than investments in more developed securities markets. Such risks may adversely affect the value of the Fund's investments.

Risk of Investing in Depositary Receipts. The Fund may invest in depositary receipts which involve similar risks to those associated with investments in foreign securities. Depositary receipts are receipts listed on U.S. or foreign exchanges issued by banks or trust companies that entitle the holder to all dividends and capital gains that are paid out on the underlying foreign shares. Investments in depositary receipts may be less liquid than the underlying shares in their primary trading market and, if not included in the Generic Drugs Index, may negatively affect the Fund's ability to replicate the performance of the Generic Drugs Index.

Risk of Investing in Foreign Securities. Investments in the securities of foreign issuers involve risks beyond those associated with investments in U.S. securities. These additional risks include greater market volatility, the availability of less reliable financial information, higher transactional and custody costs, taxation by foreign governments, decreased market liquidity and political instability. Because certain foreign securities markets may be limited in size, the activity of large traders may have an undue influence on the prices of securities that trade in such markets. The Fund invests in securities of issuers located in countries whose economies are heavily dependent upon trading with key partners. Any reduction in this trading may have an adverse impact on the Fund's investments. To the extent the Fund invests in emerging market countries, the risks of investing in such countries are greater than risks associated with investments in foreign developed countries.

Risk of Investing in Emerging Market Issuers. Investments in securities of emerging market issuers are exposed to a number of risks that may make these investments volatile in price or difficult to trade. Emerging markets are more likely than developed markets to experience problems with the clearing and settling of trades, as well as the holding of securities by local banks, agents and depositories. Political risks may include unstable governments, nationalization, restrictions on foreign ownership, laws that prevent investors from getting their money out of a country and legal systems that do not protect property rights as well as the laws of the United States. Market risks may include economies that concentrate in only a few industries, securities issues that are held by only a few investors, liquidity issues, limited trading capacity in local exchanges and the possibility that markets or issues may be manipulated by foreign nationals who have inside information.

Foreign Currency Risk. Because the Fund's assets may be invested in securities denominated in foreign currencies, the proceeds received by the Fund from these investments will generally be in foreign currencies. The Fund's exposure to foreign currencies and changes in the value of foreign currencies versus the U.S. dollar may result in reduced returns for the Fund. Moreover, the Fund may incur costs in connection with conversions between U.S. dollars and foreign currencies.

Risk of Investing in Medium-Capitalization Companies. Medium-capitalization companies may be more volatile and more likely than large-capitalization companies to have narrower product lines, fewer financial resources, less management depth and experience and less competitive strength. In addition, these companies often have greater price volatility, lower trading

volume and less liquidity than larger more established companies. Returns on investments in securities of medium-capitalization companies could trail the returns on investments in securities of large-capitalization companies.

Risk of Cash Transactions. Unlike other exchange-traded funds (“ETFs”), the Fund expects to effect its creations and redemptions partially for in-kind securities and partially for cash, rather wholly for than in-kind securities. Therefore, it may be required to sell portfolio securities and subsequently incur brokerage costs or recognize losses or gains on such sales that the Fund might not have recognized if it were to distribute portfolio securities in kind. As such, investments in Shares may be less tax-efficient than an investment in a conventional ETF.

Market Risk. The prices of the securities in the Fund are subject to the risks associated with investing in the securities market, including general economic conditions and sudden and unpredictable drops in value. An investment in the Fund may lose money.

Operational Risk. The Fund is exposed to operational risk arising from a number of factors, including, but not limited to, human error, processing and communication errors, errors of the Fund’s service providers, counterparties or other third parties, failed or inadequate processes and technology or system failures.

Index Tracking Risk. The Fund’s return may not match the return of the Generic Drugs Index for a number of reasons. For example, the Fund incurs a number of operating expenses not applicable to the Generic Drugs Index and incurs costs associated with buying and selling securities, especially when rebalancing the Fund’s securities holdings to reflect changes in the composition of the Generic Drugs Index, and raising cash to meet redemptions or deploying cash in connection with newly created Creation Units (defined herein), which are not factored into the return of the Generic Drugs Index. Transaction costs, including brokerage costs, will decrease the Fund’s net asset value (“NAV”) to the extent not offset by the transaction fee payable by an Authorized Participant (“AP”). Market disruptions and regulatory restrictions could have an adverse effect on the Fund’s ability to adjust its exposure to the required levels in order to track the Generic Drugs Index. Errors in the Generic Drugs Index data, the Generic Drugs Index computations and/or the construction of the Generic Drugs Index in accordance with its methodology may occur from time to time and may not be identified and corrected by the Generic Drugs Index provider for a period of time or at all, which may have an adverse impact on the Fund and its shareholders. The Fund may not be fully invested at times either as a result of cash flows into the Fund or reserves of cash held by the Fund to meet redemptions or pay expenses. In addition, the Fund may not invest in certain securities included in the Generic Drugs Index, or invest in them in the exact proportions in which they are represented in the Generic Drugs Index. The Fund’s performance may also deviate from the return of the Generic Drugs Index due to legal restrictions or limitations imposed by the governments of certain countries, certain listing standards of the Fund’s listing exchange (the “Exchange”), a lack of liquidity on stock exchanges in which such securities trade, potential adverse tax consequences or other regulatory reasons (such as diversification requirements). The Fund may value certain of its investments and/or other assets based on fair value prices. To the extent the Fund calculates its NAV based on fair value prices and the value of the Generic Drugs Index is based on securities’ closing prices on local foreign markets (*i.e.*, the value of the Generic Drugs Index is not based on fair value prices), the Fund’s ability to track the Generic Drugs Index may be adversely affected. In addition, any issues the Fund encounters with regard to currency convertibility (including the cost of borrowing funds, if any) and repatriation may also increase the index tracking risk. The Fund may also need to rely on borrowings to meet redemptions, which may lead to increased expenses. For tax efficiency purposes, the Fund may sell certain securities, and such sale may cause the Fund to realize a loss and deviate from the performance of the Generic Drugs Index. In light of the factors discussed above, the Fund’s return may deviate significantly from the return of the Generic Drugs Index. Changes to the composition of the Generic Drugs Index in connection with a rebalancing or reconstitution of the Generic Drugs Index may cause the Fund to experience increased volatility, during which time the Fund’s index tracking risk may be heightened.

Passive Management Risk. An investment in the Fund involves risks similar to those of investing in any fund invested in equity securities traded on an exchange, such as market fluctuations caused by such factors as economic and political developments, changes in interest rates and perceived trends in security prices. However, because the Fund is not “actively” managed, unless a specific security is removed from the Generic Drugs Index, the Fund generally would not sell a security because the security’s issuer was in financial trouble. Therefore, the Fund’s performance could be lower than funds that may actively shift their portfolio assets to take advantage of market opportunities or to lessen the impact of a market decline or a decline in the value of one or more issuers.

Authorized Participant Concentration Risk. The Fund may have a limited number of financial institutions that act as APs, none of which are obligated to engage in creation and/or redemption transactions. To the extent that those APs exit the business, or are unable to or choose not to process creation and/or redemption orders, and no other AP is able to step forward to create and redeem, there may be a significantly diminished trading market for Shares or Shares may trade like closed-end funds at a discount (or premium) to NAV and possibly face trading halts and/or de-listing. The AP concentration risk may be heightened in scenarios where APs have limited or diminished access to the capital required to post collateral.

No Guarantee of Active Trading Market. While Shares are listed on the Exchange, there can be no assurance that an active trading market for the Shares will be maintained. Further, secondary markets may be subject to irregular trading activity, wide bid/ask spreads and extended trade settlement periods in times of market stress because market makers and APs may step away from making a market in the Shares and in executing creation and redemption orders, which could cause a material deviation in the Fund's market price from its NAV.

Trading Issues. Trading in Shares on the Exchange may be halted due to market conditions or for reasons that, in the view of the Exchange, make trading in Shares inadvisable. In addition, trading in Shares on the Exchange is subject to trading halts caused by extraordinary market volatility pursuant to the Exchange's "circuit breaker" rules. There can be no assurance that the requirements of the Exchange necessary to maintain the listing of the Fund will continue to be met or will remain unchanged.

Fund Shares Trading, Premium/Discount Risk and Liquidity of Fund Shares. The market price of the Shares may fluctuate in response to the Fund's NAV, the intraday value of the Fund's holdings and supply and demand for Shares. The Adviser cannot predict whether Shares will trade above, below, or at their most recent NAV. Disruptions to creations and redemptions, the existence of market volatility or potential lack of an active trading market for Shares (including through a trading halt), as well as other factors, may result in Shares trading at a significant premium or discount to NAV or to the intraday value of the Fund's holdings. If a shareholder purchases Shares at a time when the market price is at a premium to the NAV or sells Shares at a time when the market price is at a discount to the NAV, the shareholder may pay significantly more or receive significantly less than the underlying value of the Shares that were bought or sold, or the shareholder may be unable to sell his or her Shares. The securities held by the Fund may be traded in markets that close at a different time than the Exchange. Liquidity in those securities may be reduced after the applicable closing times. Accordingly, during the time when the Exchange is open but after the applicable market closing, fixing or settlement times, bid-ask spreads on the Exchange and the resulting premium or discount to the Shares' NAV may widen. Additionally, in stressed market conditions, the market for the Fund's Shares may become less liquid in response to deteriorating liquidity in the markets for the Fund's underlying portfolio holdings. There are various methods by which investors can purchase and sell Shares. Investors should consult their financial intermediaries before purchasing or selling Shares of the Fund.

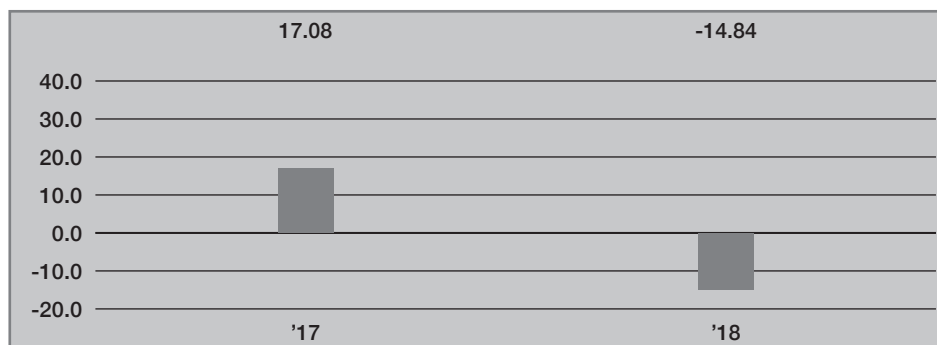
Non-Diversified Risk. The Fund is classified as a "non-diversified" fund under the 1940 Act. Therefore, the Fund may invest a relatively high percentage of its assets in a smaller number of issuers or may invest a larger proportion of its assets in a single issuer. Moreover, the gains and losses on a single investment may have a greater impact on the Fund's NAV and may make the Fund more volatile than more diversified funds.

Concentration Risk. The Fund's assets may be concentrated in a particular sector or sectors or industry or group of industries to the extent the Generic Drugs Index concentrates in a particular sector or sectors or industry or group of industries. To the extent that the Fund is concentrated in a particular sector or sectors or industry or group of industries, the Fund will be subject to the risk that economic, political or other conditions that have a negative effect on those sectors and/or industry or groups of industries may negatively impact the Fund to a greater extent than if the Fund's assets were invested in a wider variety of sectors or industries.

PERFORMANCE

The bar chart that follows shows how the Fund performed for the calendar years shown. The table below the bar chart shows the Fund's average annual returns (before and after taxes). The bar chart and table provide an indication of the risks of investing in the Fund by comparing the Fund's performance from year to year and by showing how the Fund's average annual returns for the one year and since inception periods compared with the Fund's benchmark index and a broad measure of market performance. All returns assume reinvestment of dividends and distributions. The Fund's past performance (before and after taxes) is not necessarily indicative of how the Fund will perform in the future. Updated performance information is available online at www.vaneck.com.

Annual Total Returns (%)—Calendar Years



Best Quarter: 10.91% 4Q '17

Worst Quarter: -17.77% 4Q '18

Average Annual Total Returns for the Periods Ended December 31, 2018

The after-tax returns presented in the table below are calculated using the highest historical individual federal marginal income tax rates and do not reflect the impact of state and local taxes. Your actual after-tax returns will depend on your specific tax situation and may differ from those shown below. After-tax returns are not relevant to investors who hold Shares of the Fund through tax-deferred arrangements, such as 401(k) plans or individual retirement accounts.

	Past One Year	Since Inception (1/12/2016)
VanEck Vectors Generic Drugs ETF (return before taxes)	-14.84%	-5.57%
VanEck Vectors Generic Drugs ETF (return after taxes on distributions)	-14.83%	-5.71%
VanEck Vectors Generic Drugs ETF (return after taxes on distributions and sale of Fund Shares)	-8.76%	-4.16%
Indxx Global Generics & New Pharma Index (reflects no deduction for fees, expenses or taxes, except withholding taxes)	-14.51%	-4.92%
S&P 500® Index (reflects no deduction for fees, expenses or taxes)	-4.38%	11.30%

See “License Agreements and Disclaimers” for important information.

PORTFOLIO MANAGEMENT

Investment Adviser. Van Eck Associates Corporation.

Portfolio Managers. The following individuals are primarily and jointly responsible for the day-to-day management of the Fund’s portfolio:

Name	Title with Adviser	Date Began Managing the Fund
Peter H. Liao	Portfolio Manager	January 2016
Guo Hua (Jason) Jin	Portfolio Manager	February 2018

PURCHASE AND SALE OF FUND SHARES

For important information about the purchase and sale of Fund Shares, tax information, and payments to broker-dealers and other financial intermediaries, please turn to “Summary Information about Purchases and Sales of Fund Shares, Taxes and Payments to Broker-Dealers and Other Financial Intermediaries” on page 48 of this Prospectus.

SUMMARY INFORMATION

INVESTMENT OBJECTIVE

VanEck Vectors® Pharmaceutical ETF (the “Fund”) seeks to replicate as closely as possible, before fees and expenses, the price and yield performance of the MVIS® US Listed Pharmaceutical 25 Index (the “Pharmaceutical Index”).

FUND FEES AND EXPENSES

The following tables describe the fees and expenses that you may pay if you buy and hold shares of the Fund (“Shares”).

Shareholder Fees <i>(fees paid directly from your investment)</i>	None
--	------

Annual Fund Operating Expenses

(expenses that you pay each year as a percentage of the value of your investment)

Management Fee	0.35%
Other Expenses	<u>0.08%</u>
Total Annual Fund Operating Expenses ^(a)	0.43%
Fee Waivers and Expense Reimbursement ^(a)	<u>-0.07%</u>
Total Annual Fund Operating Expenses After Fee Waiver and Expense Reimbursement ^(a)	0.36%

^(a) Van Eck Associates Corporation (the “Adviser”) has agreed to waive fees and/or pay Fund expenses to the extent necessary to prevent the operating expenses of the Fund (excluding acquired fund fees and expenses, interest expense, trading expenses, taxes and extraordinary expenses) from exceeding 0.35% of the Fund’s average daily net assets per year until at least February 1, 2020. During such time, the expense limitation is expected to continue until the Fund’s Board of Trustees acts to discontinue all or a portion of such expense limitation.

EXPENSE EXAMPLE

This example is intended to help you compare the cost of investing in the Fund with the cost of investing in other funds. This example does not take into account brokerage commissions that you pay when purchasing or selling Shares of the Fund.

The example assumes that you invest \$10,000 in the Fund for the time periods indicated and then redeem all of your Shares at the end of those periods. The example also assumes that your investment has a 5% annual return and that the Fund’s operating expenses remain the same (except that the example incorporates the fee waiver and/or expense reimbursement arrangement for only the first year). Although your actual costs may be higher or lower, based on these assumptions, your costs would be:

<u>YEAR</u>	<u>EXPENSES</u>
1	\$ 37
3	\$131
5	\$234
10	\$535

PORTFOLIO TURNOVER

The Fund will pay transaction costs, such as commissions, when it purchases and sells securities (or “turns over” its portfolio). A higher portfolio turnover will cause the Fund to incur additional transaction costs and may result in higher taxes when Fund Shares are held in a taxable account. These costs, which are not reflected in annual fund operating expenses or in the example, may affect the Fund’s performance. During the most recent fiscal year, the Fund’s portfolio turnover rate was 18% of the average value of its portfolio.

PRINCIPAL INVESTMENT STRATEGIES

The Fund normally invests at least 80% of its total assets in securities that comprise the Fund’s benchmark index. The Pharmaceutical Index includes common stocks and depositary receipts of U.S. exchange-listed companies in the pharmaceutical industry. Such companies may include medium-capitalization companies and foreign companies that are listed on a U.S. exchange. To be initially eligible for the Pharmaceutical Index, companies must generate at least 50% of their revenues from pharmaceuticals. Pharmaceuticals include companies engaged primarily in research (including research contractors) and development as well as production, marketing and sales of pharmaceuticals (excluding pharmacies). Of the

largest 50 stocks in the pharmaceutical industry by full market capitalization, the top 25 by free-float market capitalization (*i.e.*, includes only shares that are readily available for trading in the market) and three month average daily trading volume are included in the Pharmaceutical Index. As of December 31, 2018, the Pharmaceutical Index included 25 securities of companies with a market capitalization range of between approximately \$425 million and \$346.1 billion and a weighted average market capitalization of \$98 billion. As of September 30, 2018, approximately 37% of the Fund's assets were invested in securities of European issuers. These amounts are subject to change. The Fund's 80% investment policy is non-fundamental and may be changed without shareholder approval upon 60 days' prior written notice to shareholders.

The Fund, using a "passive" or indexing investment approach, attempts to approximate the investment performance of the Pharmaceutical Index by investing in a portfolio of securities that generally replicates the Pharmaceutical Index. Unlike many investment companies that try to "beat" the performance of a benchmark index, the Fund does not try to "beat" the Pharmaceutical Index and does not seek temporary defensive positions when markets decline or appear overvalued. Indexing may eliminate the chance that the Fund will substantially outperform the Pharmaceutical Index but also may reduce some of the risks of active management, such as poor security selection.

The Fund is classified as a non-diversified fund under the Investment Company Act of 1940, as amended (the "1940 Act") and, therefore, may invest a greater percentage of its assets in a particular issuer. The Fund may concentrate its investments in a particular industry or group of industries to the extent that the Pharmaceutical Index concentrates in an industry or group of industries. As of September 30, 2018, the Fund was concentrated in the health care sector and the pharmaceutical industry.

PRINCIPAL RISKS OF INVESTING IN THE FUND

Investors in the Fund should be willing to accept a high degree of volatility in the price of the Fund's Shares and the possibility of significant losses. An investment in the Fund involves a substantial degree of risk. An investment in the Fund is not a deposit with a bank and is not insured or guaranteed by the Federal Deposit Insurance Corporation or any other government agency. Therefore, you should consider carefully the following risks before investing in the Fund, each of which could significantly and adversely affect the value of an investment in the Fund.

Risk of Investing in the Pharmaceutical Industry. The Fund will be sensitive to, and its performance may depend to a greater extent on, the overall condition of the pharmaceutical industry. The success of companies in the pharmaceutical industry is highly dependent on the development, procurement and marketing of drugs. The values of pharmaceutical companies are also dependent on the development, protection and exploitation of intellectual property rights and other proprietary information, and the profitability of pharmaceutical companies may be significantly affected by such things as the limited number of products, expiration of patents or the loss of, or the inability to enforce, intellectual property rights. The research and other costs associated with developing or procuring new drugs and the related intellectual property rights can be significant, and the results of such research and expenditures are unpredictable. In addition, pharmaceutical companies may be susceptible to product obsolescence. Many pharmaceutical companies face intense competition from new products and less costly generic products. Moreover, the process for obtaining regulatory approval by the U.S. Food and Drug Administration ("FDA") or other governmental regulatory authorities is long and costly and there can be no assurance that the necessary approvals will be obtained or maintained.

Companies in the pharmaceutical industry may also be subject to expenses and losses from extensive litigation based on intellectual property, product liability and similar claims. Companies in the pharmaceutical industry may be adversely affected by government regulation and changes in reimbursement rates. The ability of many pharmaceutical companies to commercialize current and any future products depends in part on the extent to which reimbursement for the cost of such products and related treatments are available from third party payors, such as Medicare, Medicaid and other government sponsored programs, private health insurance plans and health maintenance organizations.

The international operations of many pharmaceutical companies expose them to risks associated with instability and changes in economic and political conditions, foreign currency fluctuations, changes in foreign regulations and other risks inherent to international business. Such companies also may be characterized by thin capitalization and limited markets, financial resources or personnel, as well as dependence on wholesale distributors. A pharmaceutical company's valuation can be adversely affected if one of its products proves unsafe, ineffective or unprofitable. The stock prices of companies in the pharmaceutical industry have been and will likely continue to be extremely volatile, in part due to the prevalence of merger and acquisition activity in the pharmaceutical industry. Some pharmaceutical companies are engaged in other lines of business unrelated to pharmaceuticals, and they may experience problems with these lines of business which could adversely affect their operating results. The operating results of these companies may fluctuate as a result of these additional risks and events in the other lines of business. In addition, a company's ability to engage in new activities may expose it to business risks with which it has less experience than it has with the business risks associated with its traditional businesses. Despite a

company's possible success in traditional pharmaceutical activities, there can be no assurance that the other lines of business in which these companies are engaged will not have an adverse effect on a company's business or financial condition.

Certain companies in which the Fund may invest are non-U.S. issuers whose securities are listed on U.S. exchanges. These securities involve risks beyond those associated with investments in U.S. securities, including greater market volatility, higher transactional costs, the possibility that the liquidity of such securities could be impaired because of future political and/or economic developments, taxation by foreign governments, political instability, the possibility that foreign governmental restrictions may be adopted which might adversely affect such securities and that the selection of such securities may be more difficult because there may be less publicly available information concerning such non-U.S. issuers or the accounting, auditing and financial reporting standards, practices and requirements applicable to non-U.S. issuers may differ from those applicable to U.S. issuers.

Equity Securities Risk. The value of the equity securities held by the Fund may fall due to general market and economic conditions, perceptions regarding the markets in which the issuers of securities held by the Fund participate, or factors relating to specific issuers in which the Fund invests. Equity securities are subordinated to preferred securities and debt in a company's capital structure with respect to priority in right to a share of corporate income, and therefore will be subject to greater dividend risk than preferred securities or debt instruments. In addition, while broad market measures of equity securities have historically generated higher average returns than fixed income securities, equity securities have generally also experienced significantly more volatility in those returns, although under certain market conditions fixed income securities may have comparable or greater price volatility.

Risk of Investing in the Health Care Sector. The Fund will be sensitive to, and its performance may depend to a greater extent on, the overall condition of the health care sector. Companies in the health care sector may be affected by extensive government regulation, restrictions on government reimbursement for medical expenses, rising costs of medical products and services, pricing pressure, an increased emphasis on outpatient services, limited number of products, industry innovation, changes in technologies and other market developments. Many health care companies are heavily dependent on patent protection and are subject to extensive litigation based on product liability and similar claims.

Risk of Investing in Depositary Receipts. The Fund may invest in depositary receipts which involve similar risks to those associated with investments in foreign securities. Depositary receipts are receipts listed on U.S. exchanges issued by banks or trust companies that entitle the holder to all dividends and capital gains that are paid out on the underlying foreign shares. Investments in depositary receipts may be less liquid than the underlying shares in their primary trading market and, if not included in the Pharmaceutical Index, may negatively affect the Fund's ability to replicate the performance of the Pharmaceutical Index.

Special Risk Considerations of Investing in European Issuers. Investments in securities of European issuers involve risks and special considerations not typically associated with investment in the U.S. securities markets. The Economic and Monetary Union ("EMU") of the European Union ("EU") requires member countries to comply with restrictions on inflation rates, deficits, interest rates, debt levels and fiscal and monetary controls, each of which may significantly affect every country in Europe. Decreasing imports or exports, changes in governmental or EU regulations on trade, changes in the exchange rate of the euro, the default or threat of default by an EU member country on its sovereign debt, and/or an economic recession in an EU member country may have a significant adverse effect on the economies of EU member countries and on major trading partners outside Europe. The European financial markets have previously experienced, and may continue to experience, volatility and have been adversely affected by concerns about economic downturns, credit rating downgrades, rising government debt levels and possible default on or restructuring of government debt in several European countries. These events have adversely affected, and may in the future affect, the value and exchange rate of the euro and may continue to significantly affect the economies of every country in Europe, including EU member countries that do not use the euro and non-EU member countries. In a referendum held on June 23, 2016, voters in the United Kingdom ("UK") voted to leave the EU, creating economic and political uncertainty in its wake. Significant uncertainty exists regarding the timing of the UK's withdrawal from the EU and the effects such withdrawal will have on the euro, European economies and global markets.

Risk of Investing in Foreign Securities. Investments in the securities of foreign issuers involve risks beyond those associated with investments in U.S. securities. These additional risks include greater market volatility, the availability of less reliable financial information, higher transactional and custody costs, taxation by foreign governments, decreased market liquidity and political instability. Because certain foreign securities markets may be limited in size, the activity of large traders may have an undue influence on the prices of securities that trade in such markets. The Fund invests in securities of issuers located in countries whose economies are heavily dependent upon trading with key partners. Any reduction in this trading

may have an adverse impact on the Fund's investments. To the extent the Fund invests in emerging market countries, the risks of investing in such countries are greater than risks associated with investments in foreign developed countries.

Foreign Currency Risk. Because the Fund's assets may be invested in securities denominated in foreign currencies, the proceeds received by the Fund from these investments will generally be in foreign currencies. The Fund's exposure to foreign currencies and changes in the value of foreign currencies versus the U.S. dollar may result in reduced returns for the Fund. Moreover, the Fund may incur costs in connection with conversions between U.S. dollars and foreign currencies.

Risk of Investing in Small- and Medium-Capitalization Companies. Small- and medium-capitalization companies may be more volatile and more likely than large-capitalization companies to have narrower product lines, fewer financial resources, less management depth and experience and less competitive strength. In addition, these companies often have greater price volatility, lower trading volume and less liquidity than larger, more established companies. Returns on investments in securities of small- and medium-capitalization companies could trail the returns on investments in securities of large-capitalization companies.

Issuer-Specific Changes Risk. The value of individual securities or particular types of securities in the Fund's portfolio can be more volatile than the market as a whole and can perform differently from the value of the market as a whole, which may have a greater impact if the Fund's portfolio is concentrated in a country, group of countries, region, market, industry, group of industries, sector or asset class. The value of securities of smaller issuers can be more volatile than that of larger issuers.

Market Risk. The prices of the securities in the Fund are subject to the risks associated with investing in the securities market, including general economic conditions and sudden and unpredictable drops in value. An investment in the Fund may lose money.

Operational Risk. The Fund is exposed to operational risk arising from a number of factors, including, but not limited to, human error, processing and communication errors, errors of the Fund's service providers, counterparties or other third parties, failed or inadequate processes and technology or system failures.

Index Tracking Risk. The Fund's return may not match the return of the Pharmaceutical Index for a number of reasons. For example, the Fund incurs a number of operating expenses not applicable to the Pharmaceutical Index and incurs costs associated with buying and selling securities, especially when rebalancing the Fund's securities holdings to reflect changes in the composition of the Pharmaceutical Index, which are not factored into the return of the Pharmaceutical Index. Transaction costs, including brokerage costs, will decrease the Fund's net asset value ("NAV") to the extent not offset by the transaction fee payable by an Authorized Participant ("AP"). Market disruptions and regulatory restrictions could have an adverse effect on the Fund's ability to adjust its exposure to the required levels in order to track the Pharmaceutical Index. Errors in the Pharmaceutical Index data, the Pharmaceutical Index computations and/or the construction of the Pharmaceutical Index in accordance with its methodology may occur from time to time and may not be identified and corrected by the Pharmaceutical Index provider for a period of time or at all, which may have an adverse impact on the Fund and its shareholders. In addition, the Fund may not invest in certain securities included in the Pharmaceutical Index, or invest in them in the exact proportions in which they are represented in the Pharmaceutical Index. The Fund's performance may also deviate from the return of the Pharmaceutical Index due to legal restrictions or limitations imposed by the governments of certain countries, certain listing standards of the Fund's listing exchange (the "Exchange"), a lack of liquidity on stock exchanges in which such securities trade, potential adverse tax consequences or other regulatory reasons (such as diversification requirements). The Fund may value certain of its investments and/or other assets based on fair value prices. To the extent the Fund calculates its NAV based on fair value prices and the value of the Pharmaceutical Index is based on securities' closing prices (*i.e.*, the value of the Pharmaceutical Index is not based on fair value prices), the Fund's ability to track the Pharmaceutical Index may be adversely affected. In addition, any issues the Fund encounters with regard to currency convertibility (including the cost of borrowing funds, if any) and repatriation may also increase the index tracking risk. For tax efficiency purposes, the Fund may sell certain securities, and such sale may cause the Fund to realize a loss and deviate from the performance of the Pharmaceutical Index. In light of the factors discussed above, the Fund's return may deviate significantly from the return of the Pharmaceutical Index. Changes to the composition of the Pharmaceutical Index in connection with a rebalancing or reconstitution of the Pharmaceutical Index may cause the Fund to experience increased volatility, during which time the Fund's index tracking risk may be heightened.

Authorized Participant Concentration Risk. The Fund may have a limited number of financial institutions that act as APs, none of which are obligated to engage in creation and/or redemption transactions. To the extent that those APs exit the business, or are unable to or choose not to process creation and/or redemption orders, and no other AP is able to step forward to create and redeem, there may be a significantly diminished trading market for Shares or Shares may trade like closed-end funds at a discount (or premium) to NAV and possibly face trading halts and/or de-listing. The AP concentration risk may be heightened in scenarios where APs have limited or diminished access to the capital required to post collateral.

No Guarantee of Active Trading Market. While Shares are listed on the Exchange, there can be no assurance that an active trading market for the Shares will be maintained. Further, secondary markets may be subject to irregular trading activity, wide bid/ask spreads and extended trade settlement periods in times of market stress because market makers and APs may step away from making a market in the Shares and in executing creation and redemption orders, which could cause a material deviation in the Fund's market price from its NAV.

Trading Issues. Trading in Shares on the Exchange may be halted due to market conditions or for reasons that, in the view of the Exchange, make trading in Shares inadvisable. In addition, trading in Shares on the Exchange is subject to trading halts caused by extraordinary market volatility pursuant to the Exchange's "circuit breaker" rules. There can be no assurance that the requirements of the Exchange necessary to maintain the listing of the Fund will continue to be met or will remain unchanged.

Passive Management Risk. An investment in the Fund involves risks similar to those of investing in any fund invested in equity securities traded on an exchange, such as market fluctuations caused by such factors as economic and political developments, changes in interest rates and perceived trends in security prices. However, because the Fund is not "actively" managed, unless a specific security is removed from the Pharmaceutical Index, the Fund generally would not sell a security because the security's issuer was in financial trouble. Therefore, the Fund's performance could be lower than funds that may actively shift their portfolio assets to take advantage of market opportunities or to lessen the impact of a market decline or a decline in the value of one or more issuers.

Fund Shares Trading, Premium/Discount Risk and Liquidity of Fund Shares. The market price of the Shares may fluctuate in response to the Fund's NAV, the intraday value of the Fund's holdings and supply and demand for Shares. The Adviser cannot predict whether Shares will trade above, below, or at their most recent NAV. Disruptions to creations and redemptions, the existence of market volatility or potential lack of an active trading market for Shares (including through a trading halt), as well as other factors, may result in Shares trading at a significant premium or discount to NAV or to the intraday value of the Fund's holdings. If a shareholder purchases Shares at a time when the market price is at a premium to the NAV or sells Shares at a time when the market price is at a discount to the NAV, the shareholder may pay significantly more or receive significantly less than the underlying value of the Shares that were bought or sold, or the shareholder may be unable to sell his or her Shares. The securities held by the Fund may be traded in markets that close at a different time than the Exchange. Liquidity in those securities may be reduced after the applicable closing times. Accordingly, during the time when the Exchange is open but after the applicable market closing, fixing or settlement times, bid-ask spreads on the Exchange and the resulting premium or discount to the Shares' NAV may widen. Additionally, in stressed market conditions, the market for the Fund's Shares may become less liquid in response to deteriorating liquidity in the markets for the Fund's underlying portfolio holdings. There are various methods by which investors can purchase and sell Shares. Investors should consult their financial intermediaries before purchasing or selling Shares of the Fund.

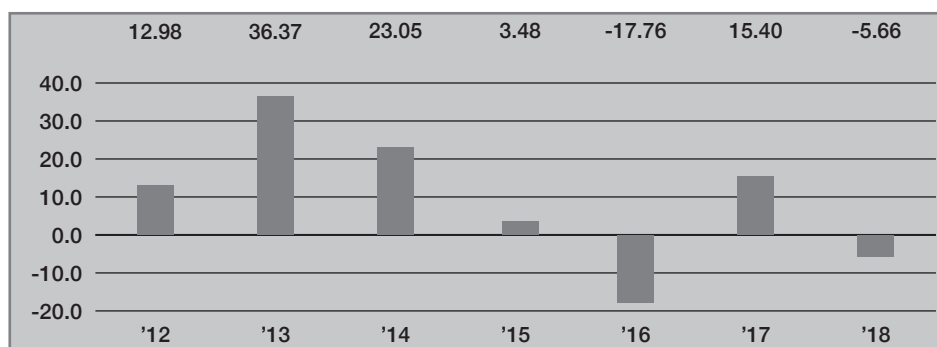
Non-Diversified Risk. The Fund is classified as a "non-diversified" fund under the 1940 Act. Therefore, the Fund may invest a relatively high percentage of its assets in a smaller number of issuers or may invest a larger proportion of its assets in a single issuer. Moreover, the gains and losses on a single investment may have a greater impact on the Fund's NAV and may make the Fund more volatile than more diversified funds. The Fund may be particularly vulnerable to this risk because the Pharmaceutical Index is comprised of securities of a limited number of companies.

Concentration Risk. The Fund's assets may be concentrated in a particular sector or sectors or industry or group of industries to the extent the Pharmaceutical Index concentrates in a particular sector or sectors or industry or group of industries. To the extent that the Fund is concentrated in a particular sector or sectors or industry or group of industries, the Fund will be subject to the risk that economic, political or other conditions that have a negative effect on those sectors and/or industry or groups of industries may negatively impact the Fund to a greater extent than if the Fund's assets were invested in a wider variety of sectors or industries.

PERFORMANCE

The bar chart that follows shows how the Fund performed for the calendar years shown. The table below the bar chart shows the Fund's average annual returns (before and after taxes). The bar chart and table provide an indication of the risks of investing in the Fund by showing the Fund's performance from year to year and by showing how the Fund's average annual returns for the one year, five year and since inception periods compared with the Fund's benchmark index and a broad measure of market performance. All returns assume reinvestment of dividends and distributions. The Fund's past performance (before and after taxes) is not necessarily indicative of how the Fund will perform in the future. Updated performance information is available online at www.vaneck.com.

Annual Total Returns (%)—Calendar Years



Best Quarter: 13.37% 1Q '13

Worst Quarter: -14.21% 4Q '18

Average Annual Total Returns for the Periods Ended December 31, 2018

The after-tax returns presented in the table below are calculated using the highest historical individual federal marginal income tax rates and do not reflect the impact of state and local taxes. Your actual after-tax returns will depend on your specific tax situation and may differ from those shown below. After-tax returns are not relevant to investors who hold Shares of the Fund through tax-deferred arrangements, such as 401(k) plans or individual retirement accounts.

	Past One Year	Past Five Years	Since Inception (12/20/2011)
VanEck Vectors Pharmaceutical ETF (return before taxes)	-5.66%	2.65%	8.51%
VanEck Vectors Pharmaceutical ETF (return after taxes on distributions)	-6.05%	2.14%	7.91%
VanEck Vectors Pharmaceutical ETF (return after taxes on distributions and sale of Fund Shares)	-3.04%	2.02%	6.73%
MVIS US Listed Pharmaceutical 25 Index (reflects no deduction for fees, expenses or taxes, except withholding taxes)	-5.54%	2.68%	8.54%
S&P 500® Index (reflects no deduction for fees, expenses or taxes)	-4.38%	8.49%	12.86%

See “License Agreements and Disclaimers” for important information.

PORTFOLIO MANAGEMENT

Investment Adviser. Van Eck Associates Corporation.

Portfolio Managers. The following individuals are jointly and primarily responsible for the day-to-day management of the Fund’s portfolio:

Name	Title with Adviser	Date Began Managing the Fund
Peter H. Liao	Portfolio Manager	December 2011
Guo Hua (Jason) Jin	Portfolio Manager	February 2018

PURCHASE AND SALE OF FUND SHARES

For important information about the purchase and sale of Fund Shares, tax information and payments to broker-dealers and other financial intermediaries, please turn to “Summary Information About Purchases and Sales of Fund Shares, Taxes and Payments to Broker-Dealers and Other Financial Intermediaries” on page 48 of this Prospectus.

SUMMARY INFORMATION

INVESTMENT OBJECTIVE

VanEck Vectors® Retail ETF (the “Fund”) seeks to replicate as closely as possible, before fees and expenses, the price and yield performance of the MVIS® US Listed Retail 25 Index (the “Retail Index”).

FUND FEES AND EXPENSES

The following tables describe the fees and expenses that you may pay if you buy and hold shares of the Fund (“Shares”).

Shareholder Fees <i>(fees paid directly from your investment)</i>	None
--	------

Annual Fund Operating Expenses

(expenses that you pay each year as a percentage of the value of your investment)

Management Fee	0.35%
Other Expenses	0.17%
Total Annual Fund Operating Expenses ^(a)	0.52%
Fee Waivers and Expense Reimbursement ^(a)	-0.17%
Total Annual Fund Operating Expenses After Fee Waiver and Expense Reimbursement ^(a)	0.35%

^(a) Van Eck Associates Corporation (the “Adviser”) has agreed to waive fees and/or pay Fund expenses to the extent necessary to prevent the operating expenses of the Fund (excluding acquired fund fees and expenses, interest expense, trading expenses, taxes and extraordinary expenses) from exceeding 0.35% of the Fund’s average daily net assets per year until at least February 1, 2020. During such time, the expense limitation is expected to continue until the Fund’s Board of Trustees acts to discontinue all or a portion of such expense limitation.

EXPENSE EXAMPLE

This example is intended to help you compare the cost of investing in the Fund with the cost of investing in other funds. This example does not take into account brokerage commissions that you pay when purchasing or selling Shares of the Fund.

The example assumes that you invest \$10,000 in the Fund for the time periods indicated and then redeem all of your Shares at the end of those periods. The example also assumes that your investment has a 5% annual return and that the Fund’s operating expenses remain the same (except that the example incorporates the fee waiver and/or expense reimbursement arrangement for only the first year). Although your actual costs may be higher or lower, based on these assumptions, your costs would be:

<u>YEAR</u>	<u>EXPENSES</u>
1	\$ 36
3	\$150
5	\$274
10	\$636

PORTFOLIO TURNOVER

The Fund will pay transaction costs, such as commissions, when it purchases and sells securities (or “turns over” its portfolio). A higher portfolio turnover will cause the Fund to incur additional transaction costs and may result in higher taxes when Fund Shares are held in a taxable account. These costs, which are not reflected in annual fund operating expenses or in the example, may affect the Fund’s performance. During the most recent fiscal year, the Fund’s portfolio turnover rate was 16% of the average value of its portfolio.

PRINCIPAL INVESTMENT STRATEGIES

The Fund normally invests at least 80% of its total assets in securities that comprise the Fund’s benchmark index. To be initially eligible for the Retail Index, companies must generate at least 50% of their revenues from retail. Retail includes companies engaged primarily in retail distribution; wholesalers; online, direct mail and TV retailers; multi-line retailers; specialty retailers, such as apparel, automotive, computer and electronics, drug, home improvement and home furnishing retailers; and food and other staples retailers. Of the largest 50 stocks in the retail industry by full market capitalization, the top 25 by free-float market capitalization (*i.e.*, includes only shares that are readily available for trading in the market) and three month

average daily trading volume are included in the Retail Index. Such companies may include foreign companies that are listed on a U.S. exchange. As of December 31, 2018, the Retail Index included 25 securities of companies with a market capitalization range of between approximately \$7.1 billion and \$734.4 billion and a weighted average market capitalization of \$215 billion. These amounts are subject to change. The Fund's 80% investment policy is non-fundamental and may be changed without shareholder approval upon 60 days' prior written notice to shareholders.

The Fund, using a "passive" or indexing investment approach, attempts to approximate the investment performance of the Retail Index by investing in a portfolio of securities that generally replicates the Retail Index. Unlike many investment companies that try to "beat" the performance of a benchmark index, the Fund does not try to "beat" the Retail Index and does not seek temporary defensive positions when markets decline or appear overvalued. Indexing may eliminate the chance that the Fund will substantially outperform the Retail Index but also may reduce some of the risks of active management, such as poor security selection.

The Fund is classified as a non-diversified fund under the Investment Company Act of 1940, as amended (the "1940 Act") and, therefore, may invest a greater percentage of its assets in a particular issuer. The Fund may concentrate its investments in a particular industry or group of industries to the extent that the Retail Index concentrates in an industry or group of industries. As of September 30, 2018, the Fund was concentrated in the consumer discretionary sector, and each of the consumer staples and health care sectors represented a significant portion of the Fund.

PRINCIPAL RISKS OF INVESTING IN THE FUND

Investors in the Fund should be willing to accept a high degree of volatility in the price of the Fund's Shares and the possibility of significant losses. An investment in the Fund involves a substantial degree of risk. An investment in the Fund is not a deposit with a bank and is not insured or guaranteed by the Federal Deposit Insurance Corporation or any other government agency. Therefore, you should consider carefully the following risks before investing in the Fund, each of which could significantly and adversely affect the value of an investment in the Fund.

Risk of Investing in Retail Companies. The Fund will be sensitive to, and its performance may depend to a greater extent on, the overall condition of the retail industry. Companies involved in retail may be affected by the performance of the domestic and international economy, interest rates, rates of inflation, exchange rates, competition, consumer confidence and reputational damage. The success of companies involved in retail depends heavily on disposable household income and consumer spending, and changes in demographics and consumer preferences can affect the success of retail companies. Certain retail companies have historically been subject to significant seasonal and quarterly variations. The success of retail companies may be strongly affected by fads, marketing campaigns and other factors affecting supply and demand, and a retail company's success can be tied to its ability to anticipate changing consumer tastes. These companies may be subject to severe competition, which may have an adverse impact on their profitability.

Certain business segments of retail companies are highly cyclical, which may cause the operating results of such companies to vary significantly. Retail companies may be dependent on outside financing, which may be difficult to obtain. Many of these companies are dependent on third party suppliers and distribution systems. Retail companies may be unable to protect their intellectual property rights and may be liable for infringing the intellectual property rights of others. Changes in labor laws and other labor issues, such as increased labor costs, could adversely affect the financial performance of retail companies. If retail companies do not maintain the security of customer-related information, they could damage their reputations with customers, incur substantial costs and become subject to litigation, all of which could adversely affect the financial performance of such companies. The international operations of certain retail companies in expose them to risks associated with instability and changes in economic and political conditions, foreign currency fluctuations, changes in foreign regulations, tariffs and trade disputes and other risks inherent to international business. Some retail companies are engaged in other lines of business unrelated to retail, and they may experience problems with these lines of business which could adversely affect their operating results. The operating results of these companies may fluctuate as a result of these additional risks and events in the other lines of business. In addition, a company's ability to engage in new activities may expose it to business risks with which it has less experience than it has with the business risks associated with its traditional businesses. Despite a company's possible success in traditional retail activities, there can be no assurance that the other lines of business in which these companies are engaged will not have an adverse effect on a company's business or financial condition.

Retail companies may also be exposed to online retail risk. Companies that operate in the online marketplace are subject to fluctuating consumer demand. Unlike traditional brick and mortar retailers, online marketplaces and retailers must assume shipping costs or pass such costs to consumers. Consumer access to price information for the same or similar products may cause companies that operate in the online marketplace to reduce profit margins in order to compete. Due to the nature of their business models, companies that operate in the online marketplace may also be subject to heightened cybersecurity risk, including the risk of theft or damage to vital hardware, software and information systems. The loss or public

dissemination of sensitive customer information or other proprietary data may negatively affect the financial performance of such companies to a greater extent than traditional brick and mortar retailers. As a result of such companies being web-based and the fact that they process, store and transmit large amounts of data, including personal information, for their customers, failure to prevent or mitigate data loss or other security breaches, including breaches of vendors' technology and systems, could expose companies that operate in the online marketplace or their customers to a risk of loss or misuse of such information, adversely affect their operating results, result in litigation or potential liability and otherwise harm their businesses.

Certain companies in which the Fund may invest are non-U.S. issuers whose securities are listed on U.S. exchanges. These securities involve risks beyond those associated with investments in U.S. securities, including greater market volatility, higher transactional costs, the possibility that the liquidity of such securities could be impaired because of future political and/or economic developments, taxation by foreign governments, political instability, the possibility that foreign governmental restrictions may be adopted which might adversely affect such securities and that the selection of such securities may be more difficult because there may be less publicly available information concerning such non-U.S. issuers or the accounting, auditing and financial reporting standards, practices and requirements applicable to non-U.S. issuers may differ from those applicable to U.S. issuers.

Equity Securities Risk. The value of the equity securities held by the Fund may fall due to general market and economic conditions, perceptions regarding the markets in which the issuers of securities held by the Fund participate, or factors relating to specific issuers in which the Fund invests. Equity securities are subordinated to preferred securities and debt in a company's capital structure with respect to priority in right to a share of corporate income, and therefore will be subject to greater dividend risk than preferred securities or debt instruments. In addition, while broad market measures of equity securities have historically generated higher average returns than fixed income securities, equity securities have generally also experienced significantly more volatility in those returns, although under certain market conditions fixed income securities may have comparable or greater price volatility.

Risk of Investing in the Consumer Discretionary Sector. The Fund will be sensitive to, and its performance may depend to a greater extent on, the overall condition of the consumer discretionary sector. Companies engaged in the consumer discretionary sector are subject to fluctuations in supply and demand. These companies may also be adversely affected by changes in consumer spending as a result of world events, political and economic conditions, commodity price volatility, changes in exchange rates, imposition of import controls, increased competition, depletion of resources and labor relations.

Risk of Investing in the Consumer Staples Sector. The Fund will be sensitive to, and its performance may depend to a greater extent on, the overall condition of the consumer staples sector. Companies in the consumer staples sector may be adversely affected by changes in the worldwide economy, consumer spending, competition, demographics and consumer preferences, exploration and production spending.

Risk of Investing in the Health Care Sector. The Fund will be sensitive to, and its performance may depend to a greater extent on, the overall condition of the health care sector. Companies in the health care sector may be affected by extensive government regulation, restrictions on government reimbursement for medical expenses, rising costs of medical products and services, pricing pressure, an increased emphasis on outpatient services, limited number of products, industry innovation, changes in technologies and other market developments. Many health care companies are heavily dependent on patent protection and are subject to extensive litigation based on product liability and similar claims.

Risk of Investing in Depositary Receipts. The Fund may invest in depositary receipts which involve similar risks to those associated with investments in foreign securities. Depositary receipts are receipts listed on U.S. exchanges issued by banks or trust companies that entitle the holder to all dividends and capital gains that are paid out on the underlying foreign shares. Investments in depositary receipts may be less liquid than the underlying shares in their primary trading market and, if not included in the Retail Index, may negatively affect the Fund's ability to replicate the performance of the Retail Index.

Issuer-Specific Changes Risk. The value of individual securities or particular types of securities in the Fund's portfolio can be more volatile than the market as a whole and can perform differently from the value of the market as a whole, which may have a greater impact if the Fund's portfolio is concentrated in a country, group of countries, region, market, industry, group of industries, sector or asset class. The value of securities of smaller issuers can be more volatile than that of larger issuers.

Market Risk. The prices of the securities in the Fund are subject to the risks associated with investing in the securities market, including general economic conditions and sudden and unpredictable drops in value. An investment in the Fund may lose money.

Operational Risk. The Fund is exposed to operational risk arising from a number of factors, including, but not limited to, human error, processing and communication errors, errors of the Fund's service providers, counterparties or other third parties, failed or inadequate processes and technology or system failures.

Index Tracking Risk. The Fund's return may not match the return of the Retail Index for a number of reasons. For example, the Fund incurs a number of operating expenses not applicable to the Retail Index and incurs costs associated with buying and selling securities, especially when rebalancing the Fund's securities holdings to reflect changes in the composition of the Retail Index, which are not factored into the return of the Retail Index. Transaction costs, including brokerage costs, will decrease the Fund's net asset value ("NAV") to the extent not offset by the transaction fee payable by an Authorized Participant ("AP"). Market disruptions and regulatory restrictions could have an adverse effect on the Fund's ability to adjust its exposure to the required levels in order to track the Retail Index. Errors in the Retail Index data, the Retail Index computations and/or the construction of the Retail Index in accordance with its methodology may occur from time to time and may not be identified and corrected by the Retail Index provider for a period of time or at all, which may have an adverse impact on the Fund and its shareholders. In addition, the Fund may not invest in certain securities included in the Retail Index, or invest in them in the exact proportions in which they are represented in the Retail Index. The Fund's performance may also deviate from the return of the Retail Index due to legal restrictions or limitations, certain listing standards of the Fund's listing exchange (the "Exchange"), a lack of liquidity on stock exchanges in which the securities trade, potential adverse tax consequences or other regulatory reasons (such as diversification requirements). The Fund may value certain of its investments and/or other assets based on fair value prices. For tax efficiency purposes, the Fund may sell certain securities, and such sale may cause the Fund to realize a loss and deviate from the performance of the Retail Index. In light of the factors discussed above, the Fund's return may deviate significantly from the return of the Retail Index. Changes to the composition of the Retail Index in connection with a rebalancing or reconstitution of the Retail Index may cause the Fund to experience increased volatility, during which time the Fund's index tracking risk may be heightened.

Authorized Participant Concentration Risk. The Fund may have a limited number of financial institutions that act as APs, none of which are obligated to engage in creation and/or redemption transactions. To the extent that those APs exit the business, or are unable to or choose not to process creation and/or redemption orders, and no other AP is able to step forward to create and redeem, there may be a significantly diminished trading market for Shares or Shares may trade like closed-end funds at a discount (or premium) to NAV and possibly face trading halts and/or de-listing. The AP concentration risk may be heightened in scenarios where APs have limited or diminished access to the capital required to post collateral.

No Guarantee of Active Trading Market. While Shares are listed on the Exchange, there can be no assurance that an active trading market for the Shares will be maintained. Further, secondary markets may be subject to irregular trading activity, wide bid/ask spreads and extended trade settlement periods, in times of market stress because market makers and APs may step away from making a market in the Shares and in executing creation and redemption orders, which could cause a material deviation in the Fund's market price from its NAV.

Trading Issues. Trading in Shares on the Exchange may be halted due to market conditions or for reasons that, in the view of the Exchange, make trading in Shares inadvisable. In addition, trading in Shares on the Exchange is subject to trading halts caused by extraordinary market volatility pursuant to the Exchange's "circuit breaker" rules. There can be no assurance that the requirements of the Exchange necessary to maintain the listing of the Fund will continue to be met or will remain unchanged.

Passive Management Risk. An investment in the Fund involves risks similar to those of investing in any fund invested in equity securities traded on an exchange, such as market fluctuations caused by such factors as economic and political developments, changes in interest rates and perceived trends in security prices. However, because the Fund is not "actively" managed, unless a specific security is removed from the Retail Index, the Fund generally would not sell a security because the security's issuer was in financial trouble. Therefore, the Fund's performance could be lower than funds that may actively shift their portfolio assets to take advantage of market opportunities or to lessen the impact of a market decline or a decline in the value of one or more issuers.

Fund Shares Trading, Premium/Discount Risk and Liquidity of Fund Shares. The market price of the Shares may fluctuate in response to the Fund's NAV, the intraday value of the Fund's holdings and supply and demand for Shares. The Adviser cannot predict whether Shares will trade above, below, or at their most recent NAV. Disruptions to creations and redemptions, the existence of market volatility or potential lack of an active trading market for Shares (including through a trading halt), as well as other factors, may result in Shares trading at a significant premium or discount to NAV or to the intraday value of the Fund's holdings. If a shareholder purchases Shares at a time when the market price is at a premium to the NAV or sells Shares at a time when the market price is at a discount to the NAV, the shareholder may pay significantly more or receive significantly less than the underlying value of the Shares that were bought or sold, or the shareholder may be unable to sell his or her Shares. Additionally, in stressed market conditions, the market for the Fund's Shares may become less liquid in response to deteriorating liquidity in the markets for the Fund's underlying portfolio holdings. There are various methods by which investors can purchase and sell Shares. Investors should consult their financial intermediaries before purchasing or selling Shares of the Fund.

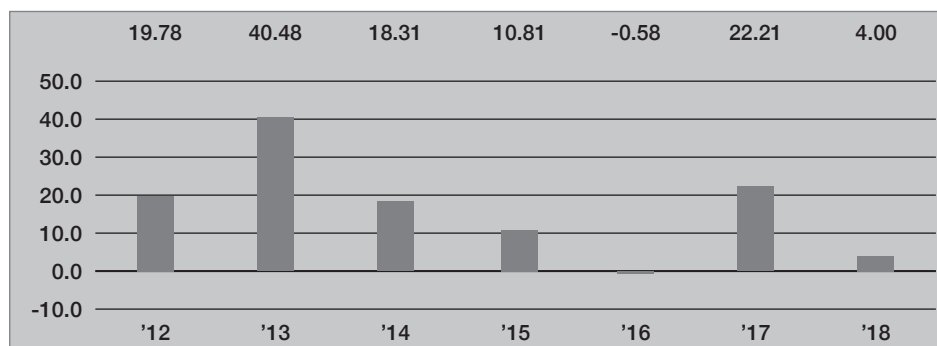
Non-Diversified Risk. The Fund is classified as a “non-diversified” fund under the 1940 Act. Therefore, the Fund may invest a relatively high percentage of its assets in a smaller number of issuers or may invest a larger proportion of its assets in a single issuer. Moreover, the gains and losses on a single investment may have a greater impact on the Fund’s NAV and may make the Fund more volatile than more diversified funds. The Fund may be particularly vulnerable to this risk because the Retail Index is comprised of securities of a limited number of companies.

Concentration Risk. The Fund’s assets may be concentrated in a particular sector or sectors or industry or group of industries to the extent the Retail Index concentrates in a particular sector or sectors or industry or group of industries. To the extent that the Fund is concentrated in a particular sector or sectors or industry or group of industries, the Fund will be subject to the risk that economic, political or other conditions that have a negative effect on those sectors and/or industry or group of industries may negatively impact the Fund to a greater extent than if the Fund’s assets were invested in a wider variety of sectors or industries.

PERFORMANCE

The bar chart that follows shows how the Fund performed for the calendar years shown. The table below the bar chart shows the Fund’s average annual returns (before and after taxes). The bar chart and table provide an indication of the risks of investing in the Fund by showing the Fund’s performance from year to year and by showing how the Fund’s average annual returns for the one year, five year and since inception periods compared with the Fund’s benchmark index and a broad measure of market performance. All returns assume reinvestment of dividends and distributions. The Fund’s past performance (before and after taxes) is not necessarily indicative of how the Fund will perform in the future. Updated performance information is available online at www.vaneck.com.

Annual Total Returns (%)—Calendar Years



Best Quarter: 15.61% 4Q '14
Worst Quarter: -14.78% 4Q '18

Average Annual Total Returns for the Periods Ended December 31, 2018

The after-tax returns presented in the table below are calculated using the highest historical individual federal marginal income tax rates and do not reflect the impact of state and local taxes. Your actual after-tax returns will depend on your specific tax situation and may differ from those shown below. After-tax returns are not relevant to investors who hold Shares of the Fund through tax-deferred arrangements, such as 401(k) plans or individual retirement accounts.

	Past One Year	Past Five Years	Since Inception (12/20/2011)
VanEck Vectors Retail ETF (return before taxes)	4.00%	10.62%	15.67%
VanEck Vectors Retail ETF (return after taxes on distributions)	3.74%	10.26%	15.26%
VanEck Vectors Retail ETF (return after taxes on distributions and sale of Fund Shares)	2.55%	8.41%	12.87%
MVIS US Listed Retail 25 Index (reflects no deduction for fees, expenses or taxes, except withholding taxes)	3.90%	10.48%	15.49%
S&P 500® Index (reflects no deduction for fees, expenses or taxes)	-4.38%	8.49%	12.86%

See “License Agreements and Disclaimers” for important information.

PORTFOLIO MANAGEMENT

Investment Adviser. Van Eck Associates Corporation.

Portfolio Managers. The following individuals are jointly and primarily responsible for the day-to-day management of the Fund's portfolio:

Name	Title with Adviser	Date Began Managing the Fund
Peter H. Liao	Portfolio Manager	December 2011
Guo Hua (Jason) Jin	Portfolio Manager	February 2018

PURCHASE AND SALE OF FUND SHARES

For important information about the purchase and sale of Fund Shares, tax information and payments to broker-dealers and other financial intermediaries, please turn to "Summary Information About Purchases and Sales of Fund Shares, Taxes and Payments to Broker-Dealers and Other Financial Intermediaries" on page 48 of this Prospectus.

SUMMARY INFORMATION

INVESTMENT OBJECTIVE

VanEck Vectors® Semiconductor ETF (the “Fund”) seeks to replicate as closely as possible, before fees and expenses, the price and yield performance of the MVIS® US Listed Semiconductor 25 Index (the “Semiconductor Index”).

FUND FEES AND EXPENSES

The following tables describe the fees and expenses that you may pay if you buy and hold shares of the Fund (“Shares”).

Shareholder Fees <i>(fees paid directly from your investment)</i>	None
--	------

Annual Fund Operating Expenses

(expenses that you pay each year as a percentage of the value of your investment)

Management Fee	0.35%
Other Expenses	0.04%
Total Annual Fund Operating Expenses ^(a)	0.39%
Fee Waivers and Expense Reimbursement ^(a)	-0.04%
Total Annual Fund Operating Expenses After Fee Waiver and Expense Reimbursement ^(a)	0.35%

^(a) Van Eck Associates Corporation (the “Adviser”) has agreed to waive fees and/or pay Fund expenses to the extent necessary to prevent the operating expenses of the Fund (excluding acquired fund fees and expenses, interest expense, trading expenses, taxes and extraordinary expenses) from exceeding 0.35% of the Fund’s average daily net assets per year until at least February 1, 2020. During such time, the expense limitation is expected to continue until the Fund’s Board of Trustees acts to discontinue all or a portion of such expense limitation.

EXPENSE EXAMPLE

This example is intended to help you compare the cost of investing in the Fund with the cost of investing in other funds. This example does not take into account brokerage commissions that you pay when purchasing or selling Shares of the Fund.

The example assumes that you invest \$10,000 in the Fund for the time periods indicated and then redeem all of your Shares at the end of those periods. The example also assumes that your investment has a 5% annual return and that the Fund’s operating expenses remain the same (except that the example incorporates the fee waiver and/or expense reimbursement arrangement for only the first year). Although your actual costs may be higher or lower, based on these assumptions, your costs would be:

<u>YEAR</u>	<u>EXPENSES</u>
1	\$ 36
3	\$121
5	\$215
10	\$489

PORTFOLIO TURNOVER

The Fund will pay transaction costs, such as commissions, when it purchases and sells securities (or “turns over” its portfolio). A higher portfolio turnover will cause the Fund to incur additional transaction costs and may result in higher taxes when Fund Shares are held in a taxable account. These costs, which are not reflected in annual fund operating expenses or in the example, may affect the Fund’s performance. During the most recent fiscal year, the Fund’s portfolio turnover rate was 23% of the average value of its portfolio.

PRINCIPAL INVESTMENT STRATEGIES

The Fund normally invests at least 80% of its total assets in securities that comprise the Fund’s benchmark index. The Semiconductor Index includes common stocks and depositary receipts of U.S. exchange-listed companies in the semiconductor industry. Such companies may include medium-capitalization companies and foreign companies that are listed on a U.S. exchange. To be initially eligible for the Semiconductor Index, companies must generate at least 50% of their revenues from semiconductors. Semiconductors include companies engaged primarily in the production of semiconductors and semiconductor equipment. Of the largest 50 stocks in the semiconductor industry by full market capitalization, the top 25

by free-float market capitalization (*i.e.*, includes only shares that are readily available for trading in the market) and three month average daily trading volume are included in the Semiconductor Index. As of December 31, 2018, the Semiconductor Index included 25 securities of companies with a market capitalization range of between approximately \$4.4 billion and \$214.2 billion and a weighted average market capitalization of \$81 billion. These amounts are subject to change. The Fund's 80% investment policy is non-fundamental and may be changed without shareholder approval upon 60 days' prior written notice to shareholders.

The Fund, using a "passive" or indexing investment approach, attempts to approximate the investment performance of the Semiconductor Index by investing in a portfolio of securities that generally replicates the Semiconductor Index. Unlike many investment companies that try to "beat" the performance of a benchmark index, the Fund does not try to "beat" the Semiconductor Index and does not seek temporary defensive positions when markets decline or appear overvalued. Indexing may eliminate the chance that the Fund will substantially outperform the Semiconductor Index but also may reduce some of the risks of active management, such as poor security selection.

The Fund is classified as a non-diversified fund under the Investment Company Act of 1940, as amended (the "1940 Act") and, therefore, may invest a greater percentage of its assets in a particular issuer. The Fund may concentrate its investments in a particular industry or group of industries to the extent that the Semiconductor Index concentrates in an industry or group of industries. As of September 30, 2018, the Fund was concentrated in the semiconductor industry, and the information technology sector represented a significant portion of the Fund.

PRINCIPAL RISKS OF INVESTING IN THE FUND

Investors in the Fund should be willing to accept a high degree of volatility in the price of the Fund's Shares and the possibility of significant losses. An investment in the Fund involves a substantial degree of risk. An investment in the Fund is not a deposit with a bank and is not insured or guaranteed by the Federal Deposit Insurance Corporation or any other government agency. Therefore, you should consider carefully the following risks before investing in the Fund, each of which could significantly and adversely affect the value of an investment in the Fund.

Risk of Investing in the Semiconductor Industry. The Fund will be sensitive to, and its performance may depend to a greater extent on, the overall condition of the semiconductor industry. Competitive pressures may have a significant effect on the financial condition of companies in the semiconductor industry. The Fund is subject to the risk that companies that are in the semiconductor industry may be similarly affected by particular economic or market events. As product cycles shorten and manufacturing capacity increases, these companies may become increasingly subject to aggressive pricing, which hampers profitability. Semiconductor companies are vulnerable to wide fluctuations in securities prices due to rapid product obsolescence. Many semiconductor companies may not successfully introduce new products, develop and maintain a loyal customer base or achieve general market acceptance for their products, and failure to do so could have a material adverse effect on their business, results of operations and financial condition. Reduced demand for end-user products, underutilization of manufacturing capacity, and other factors could adversely impact the operating results of companies in the semiconductor industry. Semiconductor companies typically face high capital costs and such companies may need additional financing, which may be difficult to obtain. They also may be subject to risks relating to research and development costs and the availability and price of components. Moreover, they may be heavily dependent on intellectual property rights and may be adversely affected by loss or impairment of those rights. Some of the companies involved in the semiconductor industry are also engaged in other lines of business unrelated to the semiconductor business, and they may experience problems with these lines of business, which could adversely affect their operating results. The international operations of many semiconductor companies expose them to risks associated with instability and changes in economic and political conditions, foreign currency fluctuations, changes in foreign regulations, tariffs and trade disputes, competition from subsidized foreign competitors with lower production costs and other risks inherent to international business. The semiconductor industry is highly cyclical, which may cause the operating results of many semiconductor companies to vary significantly. Companies in the semiconductor industry also may be subject to competition from new market entrants. The stock prices of companies in the semiconductor industry have been and will likely continue to be extremely volatile compared to the overall market.

Certain companies in which the Fund may invest are non-U.S. issuers whose securities are listed on U.S. exchanges. These securities involve risks beyond those associated with investments in U.S. securities, including greater market volatility, higher transactional costs, the possibility that the liquidity of such securities could be impaired because of future political and/or economic developments, taxation by foreign governments, political instability, the possibility that foreign governmental restrictions may be adopted which might adversely affect such securities and that the selection of such securities may be more difficult because there may be less publicly available information concerning such non-U.S. issuers or the accounting, auditing and financial reporting standards, practices and requirements applicable to non-U.S. issuers may differ from those applicable to U.S. issuers.

Equity Securities Risk. The value of the equity securities held by the Fund may fall due to general market and economic conditions, perceptions regarding the markets in which the issuers of securities held by the Fund participate, or factors relating to specific issuers in which the Fund invests. Equity securities are subordinated to preferred securities and debt in a company's capital structure with respect to priority in right to a share of corporate income, and therefore will be subject to greater dividend risk than preferred securities or debt instruments. In addition, while broad market measures of equity securities have historically generated higher average returns than fixed income securities, equity securities have generally also experienced significantly more volatility in those returns, although under certain market conditions fixed income securities may have comparable or greater price volatility.

Risk of Investing in the Information Technology Sector. The Fund will be sensitive to, and its performance may depend to a greater extent on, the overall condition of the information technology sector. Information technology companies face intense competition, both domestically and internationally, which may have an adverse effect on profit margins. Information technology companies may have limited product lines, markets, financial resources or personnel. The products of information technology companies may face product obsolescence due to rapid technological developments and frequent new product introduction, unpredictable changes in growth rates and competition for the services of qualified personnel. Companies in the information technology sector are heavily dependent on patent protection and the expiration of patents may adversely affect the profitability of these companies.

Risk of Investing in Foreign Securities. Investments in the securities of foreign issuers involve risks beyond those associated with investments in U.S. securities. These additional risks include greater market volatility, the availability of less reliable financial information, higher transactional and custody costs, taxation by foreign governments, decreased market liquidity and political instability. Because certain foreign securities markets may be limited in size, the activity of large traders may have an undue influence on the prices of securities that trade in such markets. The Fund invests in securities of issuers located in countries whose economies are heavily dependent upon trading with key partners. Any reduction in this trading may have an adverse impact on the Fund's investments. To the extent the Fund invests in emerging market countries, the risks of investing in such countries are greater than risks associated with investments in foreign developed countries.

Foreign Currency Risk. Because the Fund's assets may be invested in securities denominated in foreign currencies, the proceeds received by the Fund from these investments will generally be in foreign currencies. The Fund's exposure to foreign currencies and changes in the value of foreign currencies versus the U.S. dollar may result in reduced returns for the Fund. Moreover, the Fund may incur costs in connection with conversions between U.S. dollars and foreign currencies.

Risk of Investing in Depositary Receipts. The Fund may invest in depositary receipts which involve similar risks to those associated with investments in foreign securities. Depositary receipts are receipts listed on U.S. exchanges issued by banks or trust companies that entitle the holder to all dividends and capital gains that are paid out on the underlying foreign shares. Investments in depositary receipts may be less liquid than the underlying shares in their primary trading market and, if not included in the Semiconductor Index, may negatively affect the Fund's ability to replicate the performance of the Semiconductor Index.

Risk of Investing in Medium-Capitalization Companies. Medium-capitalization companies may be more volatile and more likely than large-capitalization companies to have narrower product lines, fewer financial resources, less management depth and experience and less competitive strength. In addition, these companies often have greater price volatility, lower trading volume and less liquidity than larger more established companies. Returns on investments in securities of medium-capitalization companies could trail the returns on investments in securities of large-capitalization companies.

Issuer-Specific Changes Risk. The value of individual securities or particular types of securities in the Fund's portfolio can be more volatile than the market as a whole and can perform differently from the value of the market as a whole, which may have a greater impact if the Fund's portfolio is concentrated in a country, group of countries, region, market, industry, group of industries, sector or asset class. The value of securities of smaller issuers can be more volatile than that of larger issuers.

Market Risk. The prices of the securities in the Fund are subject to the risks associated with investing in the securities market, including general economic conditions and sudden and unpredictable drops in value. An investment in the Fund may lose money.

Operational Risk. The Fund is exposed to operational risk arising from a number of factors, including but not limited to, human error, processing and communication errors, errors of the Fund's service providers, counterparties or other third parties, failed or inadequate processes and technology or system failures.

Index Tracking Risk. The Fund's return may not match the return of the Semiconductor Index for a number of reasons. For example, the Fund incurs a number of operating expenses not applicable to the Semiconductor Index and incurs costs associated with buying and selling securities, especially when rebalancing the Fund's securities holdings to reflect changes in the composition of the Semiconductor Index, which are not factored into the return of the Semiconductor Index. Transaction

costs, including brokerage costs, will decrease the Fund's net asset value ("NAV") to the extent not offset by the transaction fee payable by an Authorized Participant ("AP"). Market disruptions and regulatory restrictions could have an adverse effect on the Fund's ability to adjust its exposure to the required levels in order to track the Semiconductor Index. Errors in the Semiconductor Index data, the Semiconductor Index computations and/or the construction of the Semiconductor Index in accordance with its methodology may occur from time to time and may not be identified and corrected by the Semiconductor Index provider for a period of time or at all, which may have an adverse impact on the Fund and its shareholders. In addition, the Fund may not invest in certain securities included in the Semiconductor Index, or invest in them in the exact proportions in which they are represented in the Semiconductor Index. The Fund's performance may also deviate from the return of the Semiconductor Index due to legal restrictions or limitations imposed by the governments of certain countries, certain listing standards of the Fund's listing exchange (the "Exchange"), a lack of liquidity on stock exchanges in which the securities trade, potential adverse tax consequences or other regulatory reasons (such as diversification requirements). The Fund may value certain of its investments and/or other assets based on fair value prices. To the extent the Fund calculates its net asset value NAV based on fair value prices and the value of the Semiconductor Index is based on securities' closing prices (*i.e.*, the value of the Semiconductor Index is not based on fair value prices), the Fund's ability to track the Semiconductor Index may be adversely affected. In addition, any issues the Fund encounters with regard to currency convertibility (including the cost of borrowing funds, if any) and repatriation may also increase the index tracking risk. For tax efficiency purposes, the Fund may sell certain securities, and such sale may cause the Fund to realize a loss and deviate from the performance of the Semiconductor Index. In light of the factors discussed above, the Fund's return may deviate significantly from the return of the Semiconductor Index. Changes to the composition of the Semiconductor Index in connection with a rebalancing or reconstitution of the Semiconductor Index may cause the Fund to experience increased volatility, during which time the Fund's index tracking risk may be heightened.

Authorized Participant Concentration Risk. The Fund may have a limited number of financial institutions that act as APs, none of which are obligated to engage in creation and/or redemption transactions. To the extent that those APs exit the business, or are unable to or choose not to process creation and/or redemption orders, and no other AP is able to step forward to create and redeem, there may be a significantly diminished trading market for Shares or Shares may trade like closed-end funds at a discount (or premium) to NAV and possibly face trading halts and/or de-listing. The AP concentration risk may be heightened in scenarios where APs have limited or diminished access to the capital required to post collateral.

No Guarantee of Active Trading Market. While Shares are listed on the Exchange, there can be no assurance that an active trading market for the Shares will be maintained. Further, secondary markets may be subject to irregular trading activity, market dislocations, wide bid/ask spreads and extended trade settlement periods in times of market stress because market makers and APs may step away from making a market in the Shares and in executing creation and redemption orders, which could cause a material deviation in the Fund's market price from its NAV.

Trading Issues. Trading in Shares on the Exchange may be halted due to market conditions or for reasons that, in the view of the Exchange, make trading in Shares inadvisable. In addition, trading in Shares on the Exchange is subject to trading halts caused by extraordinary market volatility pursuant to the Exchange's "circuit breaker" rules. There can be no assurance that the requirements of the Exchange necessary to maintain the listing of the Fund will continue to be met or will remain unchanged.

Passive Management Risk. An investment in the Fund involves risks similar to those of investing in any fund invested in equity securities traded on an exchange, such as market fluctuations caused by such factors as economic and political developments, changes in interest rates and perceived trends in security prices. However, because the Fund is not "actively" managed, unless a specific security is removed from the Semiconductor Index, the Fund generally would not sell a security because the security's issuer was in financial trouble. Therefore, the Fund's performance could be lower than funds that may actively shift their portfolio assets to take advantage of market opportunities or to lessen the impact of a market decline or a decline in the value of one or more issuers.

Fund Shares Trading, Premium/Discount Risk and Liquidity of Fund Shares. The market price of the Shares may fluctuate in response to the Fund's NAV, the intraday value of the Fund's holdings and supply and demand for Shares. The Adviser cannot predict whether Shares will trade above, below, or at their most recent NAV. Disruptions to creations and redemptions, the existence of market volatility or potential lack of an active trading market for Shares (including through a trading halt), as well as other factors, may result in Shares trading at a significant premium or discount to NAV or to the intraday value of the Fund's holdings. If a shareholder purchases Shares at a time when the market price is at a premium to the NAV or sells Shares at a time when the market price is at a discount to the NAV, the shareholder may pay significantly more or receive significantly less than the underlying value of the securities that were bought or sold, or the shareholder may be unable to sell his or her Shares. The securities held by the Fund may be traded in markets that close at a different time than the Exchange. Liquidity in those securities may be reduced after the applicable closing times. Accordingly, during the

time when the Exchange is open but after the applicable market closing, fixing or settlement times, bid-ask spreads on the Exchange and the resulting premium or discount to the Shares' NAV may widen. Additionally, in stressed market conditions, the market for the Fund's Shares may become less liquid in response to deteriorating liquidity in the markets for the Fund's underlying portfolio holdings. There are various methods by which investors can purchase and sell Shares. Investors should consult their financial intermediaries before purchasing or selling Shares of the Fund.

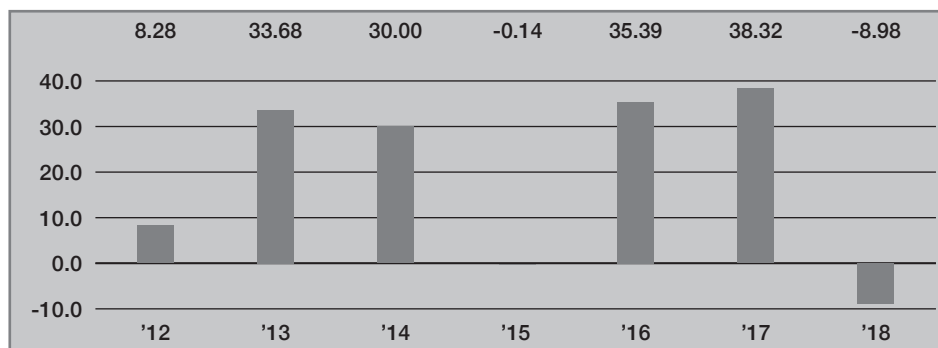
Non-Diversified Risk. The Fund is classified as a "non-diversified" fund under the 1940 Act. Therefore, the Fund may invest a relatively high percentage of its assets in a smaller number of issuers or may invest a larger proportion of its assets in a single issuer. Moreover, the gains and losses on a single investment may have a greater impact on the Fund's NAV and may make the Fund more volatile than more diversified funds. The Fund may be particularly vulnerable to this risk because the Semiconductor Index is comprised of securities of a very limited number of issuers.

Concentration Risk. The Fund's assets may be concentrated in a particular sector or sectors or industry or group of industries to the extent the Semiconductor Index concentrates in a particular sector or sectors or industry or group of industries. To the extent that the Fund is concentrated in a particular sector or sectors or industry or group of industries, the Fund will be subject to the risk that economic, political or other conditions that have a negative effect on those sectors and/or industry or groups of industries may negatively impact the Fund to a greater extent than if the Fund's assets were invested in a wider variety of sectors or industries.

PERFORMANCE

The bar chart that follows shows how the Fund performed for the calendar years shown. The table below the bar chart shows the Fund's average annual returns (before and after taxes). The bar chart and table provide an indication of the risks of investing in the Fund by showing the Fund's performance from year to year and by showing how the Fund's average annual returns for the one year, five year and since inception periods compared with the Fund's benchmark index and a broad measure of market performance. All returns assume reinvestment of dividends and distributions. The Fund's past performance (before and after taxes) is not necessarily indicative of how the Fund will perform in the future. Updated performance information is available online at www.vaneck.com.

Annual Total Returns (%)—Calendar Years



Best Quarter: 21.64% 3Q '16

Worst Quarter: -16.37% 4Q '18

Average Annual Total Returns for the Periods Ended December 31, 2018

The after-tax returns presented in the table below are calculated using the highest historical individual federal marginal income tax rates and do not reflect the impact of state and local taxes. Your actual after-tax returns will depend on your specific tax

situation and may differ from those shown below. After-tax returns are not relevant to investors who hold Shares of the Fund through tax-deferred arrangements, such as 401(k) plans or individual retirement accounts.

	Past One Year	Past Five Years	Since Inception (12/20/2011)
VanEck Vectors Semiconductor ETF (return before taxes)	-8.98%	17.22%	18.28%
VanEck Vectors Semiconductor ETF (return after taxes on distributions)	-9.50%	16.68%	17.69%
VanEck Vectors Semiconductor ETF (return after taxes on distributions and sale of Fund Shares)	-5.15%	13.78%	15.00%
MVIS US Listed Semiconductor 25 Index (reflects no deduction for fees, expenses or taxes, except withholding taxes)	-9.02%	17.20%	18.21%
S&P 500® Index (reflects no deduction for fees, expenses or taxes)	-4.38%	8.49%	12.86%

See “License Agreements and Disclaimers” for important information.

PORTFOLIO MANAGEMENT

Investment Adviser. Van Eck Associates Corporation.

Portfolio Managers. The following individuals are jointly and primarily responsible for the day-to-day management of the Fund’s portfolio:

Name	Title with Adviser	Date Began Managing the Fund
Peter H. Liao	Portfolio Manager	December 2011
Guo Hua (Jason) Jin	Portfolio Manager	February 2018

PURCHASE AND SALE OF FUND SHARES

For important information about the purchase and sale of Fund Shares, tax information and payments to broker-dealers and other financial intermediaries, please turn to “Summary Information About Purchases and Sales of Fund Shares, Taxes and Payments to Broker-Dealers and Other Financial Intermediaries” on page 48 of this Prospectus.

SUMMARY INFORMATION

INVESTMENT OBJECTIVE

VanEck Vectors® Video Gaming and eSports ETF (the “Fund”) seeks to replicate as closely as possible, before fees and expenses, the price and yield performance of the MVIS® Global Video Gaming & eSports Index (the “eSports Index”).

FUND FEES AND EXPENSES

The following tables describe the fees and expenses that you may pay if you buy and hold shares of the Fund (“Shares”).

Shareholder Fees <i>(fees paid directly from your investment)</i>	None
--	------

Annual Fund Operating Expenses

(expenses that you pay each year as a percentage of the value of your investment)

Management Fee	0.50%
Other Expenses ^(a)	0.10%
Total Annual Fund Operating Expenses ^(b)	0.60%
Fee Waivers and Expense Reimbursement ^(b)	-0.05%
Total Annual Fund Operating Expenses After Fee Waiver and Expense Reimbursement ^(b)	0.55%

^(a) “Other Expenses” are based on estimated amounts for the current fiscal year.

^(b) Van Eck Associates Corporation (the “Adviser”) has agreed to waive fees and/or pay Fund expenses to the extent necessary to prevent the operating expenses of the Fund (excluding acquired fund fees and expenses, interest expense, trading expenses, taxes and extraordinary expenses) from exceeding 0.55% of the Fund’s average daily net assets per year until at least February 1, 2020. During such time, the expense limitation is expected to continue until the Fund’s Board of Trustees acts to discontinue all or a portion of such expense limitation.

EXPENSE EXAMPLE

This example is intended to help you compare the cost of investing in the Fund with the cost of investing in other funds. This example does not take into account brokerage commissions that you pay when purchasing or selling Shares of the Fund.

The example assumes that you invest \$10,000 in the Fund for the time periods indicated and then redeem all of your Shares at the end of those periods. The example also assumes that your investment has a 5% annual return and that the Fund’s operating expenses remain the same (except that the example incorporates the fee waiver and/or expense reimbursement arrangement for only the first year). Although your actual costs may be higher or lower, based on these assumptions, your costs would be:

YEAR	EXPENSES
1	\$ 56
3	\$187

PORTFOLIO TURNOVER

The Fund will pay transaction costs, such as commissions, when it purchases and sells securities (or “turns over” its portfolio). A higher portfolio turnover will cause the Fund to incur additional transaction costs and may result in higher taxes when Fund Shares are held in a taxable account. These costs, which are not reflected in annual fund operating expenses or in the example, may affect the Fund’s performance. Because the Fund commenced operations on October 16, 2018, no portfolio turnover figures are available for the most recent fiscal year.

PRINCIPAL INVESTMENT STRATEGIES

The Fund normally invests at least 80% of its total assets in securities that comprise the Fund’s benchmark index. The eSports Index is a global index that tracks the performance of the global video gaming and eSports (also known as electronic sports) segment. To be initially eligible for the eSports Index, a company is generally considered by the Index Provider (defined herein) to be part of the global video gaming and eSports segment if the company generates at least 50% of its revenues from video gaming and/or eSports. These companies may include those that develop video games and related software or hardware such as computer processors and graphics cards used in video gaming systems and related hardware

such as controllers, headsets, and video gaming consoles. They may also include those that offer streaming services, develop video games and/or hardware for use in eSports events and are involved in eSports events such as league operators, teams, distributors and platforms.

Video gaming and eSports companies may include small- and medium-capitalization companies and foreign and emerging market issuers, and the Fund may invest in depositary receipts and securities denominated in foreign currencies. As of December 31, 2018, the eSports Index included 25 securities of companies with a market capitalization range of between approximately \$1.7 billion and \$381.8 billion and a weighted average market capitalization of \$49.2 billion. As of September 30, 2018, approximately 44% of the eSports Index's investments consisted of securities of Asian issuers, which included approximately 32% in Japanese issuers. These amounts are subject to change. The Fund's 80% investment policy is non-fundamental and may be changed without shareholder approval upon 60 days' prior written notice to shareholders. The eSports Index is published by MV Index Solutions GmbH (the "Index Provider" or "MVIS"), which is a wholly owned subsidiary of the Adviser. The eSports Index is reconstituted and rebalanced quarterly.

The Fund, using a "passive" or indexing investment approach, attempts to approximate the investment performance of the eSports Index by investing in a portfolio of securities that generally replicates the eSports Index. Unlike many investment companies that try to "beat" the performance of a benchmark index, the Fund does not try to "beat" the eSports Index and does not seek temporary defensive positions when markets decline or appear overvalued. Indexing may eliminate the chance that the Fund will substantially outperform the eSports Index but also may reduce some of the risks of active management, such as poor security selection.

The Fund is classified as a non-diversified fund under the Investment Company Act of 1940, as amended (the "1940 Act"), and, therefore, may invest a greater percentage of its assets in a particular issuer. The Fund may concentrate its investments in a particular industry or group of industries to the extent that the eSports Index concentrates in an industry or group of industries. As of September 30, 2018, the eSports Index was concentrated in the communication services and information technology sectors.

PRINCIPAL RISKS OF INVESTING IN THE FUND

Investors in the Fund should be willing to accept a high degree of volatility in the price of the Fund's Shares and the possibility of significant losses. An investment in the Fund involves a substantial degree of risk. An investment in the Fund is not a deposit with a bank and is not insured or guaranteed by the Federal Deposit Insurance Corporation or any other government agency. Therefore, you should consider carefully the following risks before investing in the Fund, each of which could significantly and adversely affect the value of an investment in the Fund.

Video Gaming and eSports Companies Risk. The Fund will be sensitive to, and its performance may depend to a greater extent on, the overall condition of video gaming and eSports companies. Video gaming and eSports companies face intense competition, both domestically and internationally, may have limited product lines, markets, financial resources, or personnel, may have products that face rapid obsolescence, and are heavily dependent on the protection of patent and intellectual property rights. Video gaming companies may be dependent on one or a small number of product or product franchises for a significant portion of their revenue and profits. They may also be subject to shifting consumer preferences, including preferences with respect to gaming console platforms, and changes in consumer discretionary spending. Such factors may adversely affect the profitability and value of video gaming and eSports companies. Video gaming companies are also subject to increasing regulatory constraints, particularly with respect to cybersecurity and privacy, and may be subject to sophisticated intellectual property infringement schemes and piracy efforts. Video gaming and eSports companies may have significant exposure to the following industries, and therefore may be subject to the risks associated with such industries.

Risk of Investing in the Software Industry. Companies in the software industry are subject to significant competitive pressures, such as aggressive pricing, new market entrants, competition for market share, short product cycles due to an accelerated rate of technological developments and the potential for limited earnings and/or falling profit margins. These companies also face the risks that new services, equipment or technologies will not be accepted by consumers and businesses or will become rapidly obsolete. These factors can affect the profitability of these companies and, as a result, the value of their securities.

Risk of Investing in the Internet Software & Services Industry. The prices of the securities of companies in the internet software & services industry may fluctuate widely due to competitive pressures, increased sensitivity to short product cycles and aggressive pricing, heavy expenses incurred for research and development of products or services that prove unsuccessful, problems related to bringing products to market, and rapid obsolescence of products. In addition, many internet software and software services companies rely on a combination of patents, copyrights, trademarks and trade secret laws to establish and protect their proprietary rights in their products and technologies.

Risk of Investing in the Semiconductor Industry. Competitive pressures may have a significant effect on the financial condition of companies in the semiconductor industry. Video gaming and eSports companies are subject to the risk that companies that are in the semiconductor industry may be similarly affected by particular economic or market events. As product cycles shorten and manufacturing capacity increases, these companies may become increasingly subject to aggressive pricing, which hampers profitability. Semiconductor companies are vulnerable to wide fluctuations in securities prices due to rapid product obsolescence. Many semiconductor companies may not successfully introduce new products, develop and maintain a loyal customer base or achieve general market acceptance for their products, and failure to do so could have a material adverse effect on their business, results of operations and financial condition. Reduced demand for end-user products, underutilization of manufacturing capacity, and other factors could adversely impact the operating results of companies in the semiconductor industry. Semiconductor companies typically face high capital costs and such companies may need additional financing, which may be difficult to obtain. They also may be subject to risks relating to research and development costs and the availability and price of components.

Equity Securities Risk. The value of the equity securities held by the Fund may fall due to general market and economic conditions, perceptions regarding the markets in which the issuers of securities held by the Fund participate, or factors relating to specific issuers in which the Fund invests. Equity securities are subordinated to preferred securities and debt in a company's capital structure with respect to priority in right to a share of corporate income, and therefore will be subject to greater dividend risk than preferred securities or debt instruments. In addition, while broad market measures of equity securities have historically generated higher average returns than fixed income securities, equity securities have generally also experienced significantly more volatility in those returns, although under certain market conditions fixed income securities may have comparable or greater price volatility.

Risk of Investing in the Communication Services Sector. The Fund will be sensitive to, and its performance may depend to a greater extent on, the overall condition of the communication services sector. Companies in the communication services sector may be affected by industry competition, substantial capital requirements, government regulations and obsolescence of communications products and services due to technological advancement.

Risk of Investing in the Information Technology Sector. The Fund will be sensitive to, and its performance may depend to a greater extent on, the overall condition of the information technology sector. Information technology companies face intense competition, both domestically and internationally, which may have an adverse effect on profit margins. Information technology companies may have limited product lines, markets, financial resources or personnel. The products of information technology companies may face product obsolescence due to rapid technological developments and frequent new product introduction, unpredictable changes in growth rates and competition for the services of qualified personnel. Companies in the information technology sector are heavily dependent on patent protection and the expiration of patents may adversely affect the profitability of these companies.

Risk of Investing in Medium-Capitalization Companies. Medium-capitalization companies may be more volatile and more likely than large-capitalization companies to have narrower product lines, fewer financial resources, less management depth and experience and less competitive strength. In addition, these companies often have greater price volatility, lower trading volume and less liquidity than larger, more established companies. Returns on investments in securities of medium-capitalization companies could trail the returns on investments in securities of large-capitalization companies.

Issuer-Specific Changes Risk. The value of individual securities or particular types of securities in the Fund's portfolio can be more volatile than the market as a whole and can perform differently from the value of the market as a whole, which may have a greater impact if the Fund's portfolio is concentrated in a country, group of countries, region, market, industry, group of industries, sector or asset class. The value of securities of smaller issuers can be more volatile than that of larger issuers.

Special Risk Considerations of Investing in Asian Issuers. Investments in securities of Asian issuers involve risks and special considerations not typically associated with investment in the U.S. securities markets. Certain Asian economies have experienced over-extension of credit, currency devaluations and restrictions, high unemployment, high inflation, decreased exports and economic recessions. Economic events in any one Asian country can have a significant effect on the entire Asian region as well as on major trading partners outside Asia, and any adverse effect on some or all of the Asian countries and regions in which the Fund invests. The securities markets in some Asian economies are relatively underdeveloped and may subject the Fund to higher action costs or greater uncertainty than investments in more developed securities markets. Such risks may adversely affect the value of the Fund's investments.

Special Risk Considerations of Investing in Japanese Issuers. Investments in securities of Japanese issuers, including issuers located outside of Japan that generate significant revenues from Japan, involve risks that may negatively affect the value of your investment in the Fund. The Fund's performance is expected to be closely tied to social, political, and economic conditions within Japan and to be more volatile than the performance of more geographically diversified funds. The risks of

investing in the securities of Japanese issuers also includes risks of lack of natural resources, fluctuations or shortages in the commodity markets, new trade regulations, decreasing U.S. imports and changes in the U.S. dollar exchange rates. In addition, Japan is located in a part of the world that has historically been prone to natural disasters such as earthquakes, volcanoes and tsunamis and is economically sensitive to environmental events. Any such event could result in a significant adverse impact on the Japanese economy. In addition, such disasters, and the resulting damage, could have a severe and negative impact on the Fund's investment portfolio and, in the longer term, could impair the ability of issuers in which the Fund invests to conduct their businesses in the manner normally conducted.

Risk of Investing in Foreign Securities. Investments in the securities of foreign issuers involve risks beyond those associated with investments in U.S. securities. These additional risks include greater market volatility, the availability of less reliable financial information, higher transactional and custody costs, taxation by foreign governments, decreased market liquidity and political instability. Because certain foreign securities markets may be limited in size, the activity of large traders may have an undue influence on the prices of securities that trade in such markets. The Fund invests in securities of issuers located in countries whose economies are heavily dependent upon trading with key partners. Any reduction in this trading may have an adverse impact on the Fund's investments. To the extent the Fund invests in emerging market countries, the risks of investing in such countries are greater than risks associated with investments in foreign developed countries.

Risk of Investing in Emerging Market Issuers. Investments in securities of emerging market issuers are exposed to a number of risks that may make these investments volatile in price or difficult to trade. Emerging markets are more likely than developed markets to experience problems with the clearing and settling of trades, as well as the holding of securities by local banks, agents and depositories. Political risks may include unstable governments, nationalization, restrictions on foreign ownership, laws that prevent investors from getting their money out of a country and legal systems that do not protect property rights as well as the laws of the United States. Market risks may include economies that concentrate in only a few industries, securities issues that are held by only a few investors, liquidity issues and limited trading capacity in local exchanges and the possibility that markets or issues may be manipulated by foreign nationals who have inside information.

Foreign Currency Risk. Because the Fund's assets may be invested in securities denominated in foreign currencies, the proceeds received by the Fund from these investments will generally be in foreign currencies. The Fund's exposure to foreign currencies and changes in the value of foreign currencies versus the U.S. dollar may result in reduced returns for the Fund. Moreover, the Fund may incur costs in connection with conversions between U.S. dollars and foreign currencies.

Risk of Investing in Depositary Receipts. The Fund may invest in depositary receipts which involve similar risks to those associated with investments in foreign securities. Depositary receipts are receipts listed on U.S. or foreign exchanges issued by banks or trust companies that entitle the holder to all dividends and capital gains that are paid out on the underlying foreign shares. Investments in depositary receipts may be less liquid than the underlying shares in their primary trading market and, if not included in the eSports Index, may negatively affect the Fund's ability to replicate the performance of the eSports Index.

Market Risk. The prices of the securities in the Fund are subject to the risks associated with investing in the securities market, including general economic conditions and sudden and unpredictable drops in value. An investment in the Fund may lose money.

Operational Risk. The Fund is exposed to operational risk arising from a number of factors, including, but not limited to, human error, processing and communication errors, errors of the Fund's service providers, counterparties or other third-parties, failed or inadequate processes and technology or system failures.

Risk of Cash Transactions. Unlike other exchange-traded funds ("ETFs"), the Fund expects to effect its creations and redemptions primarily for in-kind securities and partially for cash, rather than wholly for in-kind securities. Therefore, it may be required to sell portfolio securities and subsequently incur brokerage costs or recognize losses or gains on such sales that the Fund might not have recognized if it were to distribute portfolio securities in kind. As such, investments in Shares may be less tax-efficient than an investment in a conventional ETF.

Index Tracking Risk. The Fund's return may not match the return of the eSports Index for a number of reasons. For example, the Fund incurs a number of operating expenses not applicable to the eSports Index and incurs costs associated with buying and selling securities, especially when rebalancing the Fund's securities holdings to reflect changes in the composition of the eSports Index and raising cash to meet redemptions or deploying cash in connection with newly created Creation Units (defined herein), which are not factored into the return of the eSports Index. Transaction costs, including brokerage costs, will decrease the Fund's net asset value ("NAV") to the extent not offset by the transaction fee payable by an Authorized Participant ("AP"). Market disruptions and regulatory restrictions could have an adverse effect on the Fund's ability to adjust its exposure to the required levels in order to track the eSports Index. Errors in the eSports Index data, the eSports Index computations and/or the construction of the eSports Index in accordance with its methodology may occur from

time to time and may not be identified and corrected by the Index Provider for a period of time or at all, which may have an adverse impact on the Fund and its shareholders. The Fund may not be fully invested at times either as a result of cash flows into the Fund or reserves of cash held by the Fund to meet redemptions or pay expenses. In addition, the Fund may not invest in certain securities included in the eSports Index, or invest in them in the exact proportions in which they are represented in the eSports Index. The Fund's performance may also deviate from the return of the eSports Index due to legal restrictions or limitations imposed by the governments of certain countries, certain listing standards of the Fund's listing exchange (the "Exchange"), a lack of liquidity on stock exchanges in which such securities trade, potential adverse tax consequences or other regulatory reasons (such as diversification requirements). The Fund may value certain of its investments and/or other assets based on fair value prices. To the extent the Fund calculates its NAV based on fair value prices and the value of the eSports Index is based on securities' closing prices on local foreign markets (*i.e.*, the value of the eSports Index is not based on fair value prices), the Fund's ability to track the eSports Index may be adversely affected. In addition, any issues the Fund encounters with regard to currency convertibility (including the cost of borrowing funds, if any) and repatriation may also increase the index tracking risk. The Fund may also need to rely on borrowings to meet redemptions, which may lead to increased expenses. For tax efficiency purposes, the Fund may sell certain securities, and such sale may cause the Fund to realize a loss and deviate from the performance of the eSports Index. In light of the factors discussed above, the Fund's return may deviate significantly from the return of the eSports Index. Changes to the composition of the eSports Index in connection with a rebalancing or reconstitution of the eSports Index may cause the Fund to experience increased volatility, during which time the Fund's index tracking risk may be heightened.

Authorized Participant Concentration Risk. The Fund may have a limited number of financial institutions that act as APs, none of which are obligated to engage in creation and/or redemption transactions. To the extent that those APs exit the business, or are unable to or choose not to process creation and/or redemption orders, and no other AP is able to step forward to create and redeem, there may be a significantly diminished trading market for Shares or Shares may trade like closed-end funds at a discount (or premium) to NAV and possibly face trading halts and/or de-listing. The AP concentration risk may be heightened in scenarios where APs have limited or diminished access to the capital required to post collateral.

Absence of Prior Active Market. The Fund is a newly organized series of an investment company and thus has no operating history. While the Fund's Shares are listed on the Exchange, there can be no assurance that active trading markets for the Shares will develop or be maintained, especially for recently organized funds. Further, secondary markets may be subject to irregular trading activity, wide bid/ask spreads and extended trade settlement periods, which could cause a material deviation in the Fund's market price from its NAV.

Trading Issues. Trading in Shares on the Exchange may be halted due to market conditions or for reasons that, in the view of the Exchange, make trading in Shares inadvisable. In addition, trading in Shares on the Exchange is subject to trading halts caused by extraordinary market volatility pursuant to the Exchange's "circuit breaker" rules. There can be no assurance that the requirements of the Exchange necessary to maintain the listing of the Fund will continue to be met or will remain unchanged.

Passive Management Risk. An investment in the Fund involves risks similar to those of investing in any fund invested in equity securities traded on an exchange, such as market fluctuations caused by such factors as economic and political developments, changes in interest rates and perceived trends in security prices. However, because the Fund is not "actively" managed, unless a specific security is removed from the eSports Index, the Fund generally would not sell a security because the security's issuer was in financial trouble. Therefore, the Fund's performance could be lower than funds that may actively shift their portfolio assets to take advantage of market opportunities or to lessen the impact of a market decline or a decline in the value of one or more issuers.

Fund Shares Trading, Premium/Discount Risk and Liquidity of Fund Shares. The market price of the Shares may fluctuate in response to the Fund's NAV, the intraday value of the Fund's holdings and supply and demand for Shares. The Adviser cannot predict whether Shares will trade above, below, or at their most recent NAV. Disruptions to creations and redemptions, the existence of market volatility or potential lack of an active trading market for Shares (including through a trading halt), as well as other factors, may result in Shares trading at a significant premium or discount to NAV or to the intraday value of the Fund's holdings. If a shareholder purchases Shares at a time when the market price is at a premium to the NAV or sells Shares at a time when the market price is at a discount to the NAV, the shareholder may pay significantly more or receive significantly less than the underlying value of the Shares that were bought or sold or the shareholder may be unable to sell his or her Shares. The securities held by the Fund may be traded in markets that close at a different time than the Exchange. Liquidity in those securities may be reduced after the applicable closing times. Accordingly, during the time when the Exchange is open but after the applicable market closing, fixing or settlement times, bid-ask spreads on the Exchange and the resulting premium or discount to the Shares' NAV may widen. Additionally, in stressed market conditions, the market for the Fund's Shares may become less liquid in response to deteriorating liquidity in the markets for the Fund's

underlying portfolio holdings. There are various methods by which investors can purchase and sell Shares. Investors should consult their financial intermediaries before purchasing or selling Shares of the Fund.

Non-Diversified Risk. The Fund is classified as a “non-diversified” fund under the 1940 Act. Therefore, the Fund may invest a relatively high percentage of its assets in a smaller number of issuers or may invest a larger proportion of its assets in a single issuer. Moreover, the gains and losses on a single investment may have a greater impact on the Fund’s NAV and may make the Fund more volatile than more diversified funds. The Fund will be particularly vulnerable to this risk because the eSports Index is comprised of securities of a limited number of companies.

Concentration Risk. The Fund’s assets may be concentrated in a particular sector or sectors or industry or group of industries to the extent the eSports Index concentrates in a particular sector or sectors or industry or group of industries. To the extent that the Fund is concentrated in a particular sector or sectors or industry or group of industries, the Fund will be subject to the risk that economic, political or other conditions that have a negative effect on those sectors and/or industry or groups of industries may negatively impact the Fund to a greater extent than if the Fund’s assets were invested in a wider variety of sectors or industries.

PERFORMANCE

The Fund commenced operations on October 16, 2018 and therefore does not have a performance history for the calendar year ended December 31, 2018. Once available, the Fund’s performance information will be accessible on the Fund’s website at www.vaneck.com.

PORTFOLIO MANAGEMENT

Investment Adviser. Van Eck Associates Corporation.

Portfolio Managers. The following individuals are jointly and primarily responsible for the day-to-day management of the Fund’s portfolio:

<u>Name</u>	<u>Title with Adviser</u>	<u>Date Began Managing the Fund</u>
Peter H. Liao	Portfolio Manager	October 2018
Guo Hua (Jason) Jin	Portfolio Manager	October 2018

PURCHASE AND SALE OF FUND SHARES

For important information about the purchase and sale of Fund Shares, tax information and payments to broker-dealers and other financial intermediaries, please turn to “Summary Information About Purchases and Sales of Fund Shares, Taxes and Payments to Broker-Dealers and Other Financial Intermediaries” on page 48 of this Prospectus.

SUMMARY INFORMATION ABOUT PURCHASES AND SALES OF FUND SHARES, TAXES AND PAYMENTS TO BROKER-DEALERS AND OTHER FINANCIAL INTERMEDIARIES

PURCHASE AND SALE OF FUND SHARES

The Funds issue and redeem Shares at NAV only in a large specified number of Shares each called a “Creation Unit,” or multiples thereof. A Creation Unit consists of 50,000 Shares.

Individual Shares of a Fund may only be purchased and sold in secondary market transactions through brokers. Shares of the Funds are listed on an Exchange and because Shares trade at market prices rather than NAV, Shares of the Funds may trade at a price greater than NAV (*i.e.*, a “premium”) or less than NAV (*i.e.*, a “discount”).

TAX INFORMATION

Each Fund’s distributions are taxable and will generally be taxed as ordinary income or capital gains.

PAYMENTS TO BROKER-DEALERS AND OTHER FINANCIAL INTERMEDIARIES

The Adviser and its related companies may pay broker-dealers or other financial intermediaries (such as a bank) for the sale of the Fund Shares and related services. These payments may create a conflict of interest by influencing your broker-dealer or other intermediary or its employees or associated persons to recommend the Fund over another investment. Ask your financial adviser or visit your financial intermediary’s website for more information.

PRINCIPAL INVESTMENT STRATEGIES

The Adviser anticipates that, generally, each Fund will hold or gain exposure to all of the securities that comprise its Index in proportion to their weightings in such Index. However, under various circumstances, it may not be possible or practicable to purchase all of those securities in those weightings. In these circumstances, a Fund may purchase a sample of securities in its Index. There also may be instances in which the Adviser may choose to underweight or overweight a security in a Fund's Index, purchase securities not in the Fund's Index that the Adviser believes are appropriate to substitute for certain securities in such Index or utilize various combinations of other available investment techniques in seeking to replicate as closely as possible, before fees and expenses, the price and yield performance of the Fund's Index. Each Fund may sell securities that are represented in its Index in anticipation of their removal from its Index or purchase securities not represented in its Index in anticipation of their addition to such Index. Each Fund may also, in order to comply with the tax diversification requirements of the Internal Revenue Code of 1986, as amended (the "Internal Revenue Code"), temporarily invest in securities not included in its Index that are expected to be highly correlated with the securities included in its Index.

FUNDAMENTAL AND NON-FUNDAMENTAL POLICIES

Each Fund's investment objective and each of its other investment policies are non-fundamental policies that may be changed by the Board of Trustees without shareholder approval, except as noted in this Prospectus or the Statement of Additional Information ("SAI") under the section entitled "Investment Policies and Restrictions—Investment Restrictions."

RISKS OF INVESTING IN THE FUNDS

The following section provides additional information regarding the principal risks identified under "Principal Risks of Investing in the Fund" in each Fund's "Summary Information" section followed by additional risk information.

Investors in the Funds should be willing to accept a high degree of volatility in the price of the Funds' Shares and the possibility of significant losses. An investment in the Funds involves a substantial degree of risk. An investment in the Funds is not a deposit with a bank and is not insured or guaranteed by the Federal Deposit Insurance Corporation or any other government agency. Therefore, you should consider carefully the following risks before investing in the Funds, each of which could significantly and adversely affect the value of an investment in a Fund.

Risk of Investing in the Biotechnology Industry. (VanEck Vectors Biotech ETF and VanEck Vectors Generic Drugs ETF only.) A Fund will be sensitive to, and its performance may depend to a greater extent on, the overall condition of the biotechnology industry. The success of biotechnology companies is highly dependent on the development, procurement and/or marketing of drugs. The values of biotechnology companies are also dependent on the development, protection and exploitation of intellectual property rights and other proprietary information, and the profitability of biotechnology companies may be affected significantly by such things as the expiration of patents or the loss of, or the inability to enforce, intellectual property rights.

The research and development and other costs associated with developing or procuring new drugs, products or technologies and the related intellectual property rights can be significant, and the results of such research and expenditures are unpredictable and may not necessarily lead to commercially successful products. In addition, the potential for an increased amount of required disclosure of proprietary scientific information could negatively impact the competitive position of these companies. Governmental regulation may delay or inhibit the release of new products. There can be no assurance that those efforts or costs will result in the development of a profitable drug, product or technology. Moreover, the process for obtaining regulatory approval by the U.S. Food and Drug Administration ("FDA") or other governmental regulatory authorities is long and costly and there can be no assurance that the necessary approvals will be obtained or maintained.

The biotechnology industry is also subject to rapid and significant technological change and competitive forces that may make drugs, products or technologies obsolete or make it difficult to raise prices and, in fact, may result in price discounting. Companies in the biotechnology industry may also be subject to expenses and losses from expensive insurance costs due to the risk of product liability lawsuits, and extensive litigation based on intellectual property, product liability and similar claims. Failure of biotechnology companies to comply with applicable laws and regulations can result in the imposition of civil and/or criminal fines, penalties and, in some instances, exclusion of participation in government sponsored programs such as Medicare and Medicaid.

Companies in the biotechnology industry may be adversely affected by government regulation and changes in reimbursement rates. Health care providers, principally hospitals, that transact with companies in the biotechnology industry, often rely on third party payors, such as Medicare, Medicaid and other government sponsored programs, private health insurance plans and health maintenance organizations to reimburse all or a portion of the cost of health care related products or services. Biotechnology companies will continue to be affected by the efforts of governments and third party payors to contain or reduce health care costs. For example, certain foreign markets control pricing or profitability of biotechnology products and

technologies. In the United States, there have been, and there will likely to continue to be, a number of federal and state proposals to implement similar controls.

A biotechnology company's valuation can often be based largely on the potential or actual performance of a limited number of products. A biotechnology company's valuation can also be greatly affected if one of its products proves unsafe, ineffective or unprofitable. Such companies may also be characterized by thin capitalization and limited markets, financial resources or personnel. The stock prices of companies involved in the biotechnology industry, especially those of smaller, less-seasoned companies, have been and will likely continue to be extremely volatile, particularly when their products are up for regulatory approval and/or under regulatory scrutiny. Some of the companies in the biotechnology industry are engaged in other lines of business unrelated to biotechnology, and they may experience problems with these lines of business which could adversely affect their operating results. The operating results of these companies may fluctuate as a result of these additional risks and events in the other lines of business. In addition, a company's ability to engage in new activities may expose it to business risks with which it has less experience than it has with the business risks associated with its traditional businesses. Despite a company's possible success in traditional biotechnology activities, there can be no assurance that the other lines of business in which these companies are engaged will not have an adverse effect on a company's business or financial condition.

Certain companies in which a Fund may invest are non-U.S. issuers whose securities are listed on U.S. exchanges. These securities involve risks beyond those associated with investments in U.S. securities, including greater market volatility, higher transactional costs, the possibility that the liquidity of such securities could be impaired because of future political and/or economic developments, taxation by foreign governments, political instability, the possibility that foreign governmental restrictions may be adopted which might adversely affect such securities and that the selection of such securities may be more difficult because there may be less publicly available information concerning such non-U.S. issuers or the accounting, auditing and financial reporting standards, practices and requirements applicable to non-U.S. issuers may differ from those applicable to U.S. issuers.

Risk of Investing in the Environmental Services Industry. (VanEck Vectors Environmental Services ETF only.) A Fund will be sensitive to, and its performance may depend to a greater extent on, the overall condition of the environmental services industry. Companies in the environmental services industry are engaged in a variety of activities related to environmental services and consumer and industrial waste management. These companies may be adversely affected by a global decrease in demand for consumer waste disposal, removal and storage of industrial by-products, and the management of associated resources. Competitive pressures may have a significant effect on the financial condition of such companies. These prices may fluctuate substantially over short periods of time so the Fund may be more volatile than other types of investments. Environmental services companies must comply with various regulations and the terms of their operating permits and licenses. Failure to comply, failure to renew permits and licenses or changes in government regulations can adversely impact their operations. Waste management companies are also affected by demand cycles, world events, increased outsourcing and economic conditions. In addition, these companies are subject to liability for environmental damage claims.

Certain companies in which the Fund may invest are non-U.S. issuers whose securities are listed on U.S. exchanges. These securities involve risks beyond those associated with investments in U.S. securities, including greater market volatility, higher transactional costs, the possibility that the liquidity of such securities could be impaired because of future political and/or economic developments, taxation by foreign governments, political instability and the possibility that foreign governmental restrictions may be adopted which might adversely affect such securities.

Risk of Investing in the Gaming Industry. (VanEck Vectors Gaming ETF only.) A Fund will be sensitive to, and its performance may depend to a greater extent on, the overall condition of the gaming industry. Companies in the gaming industry include those engaged in casino operations, race track operations, sports and horse race betting operations, online gaming operations and/or the provision of related equipment and technologies. Companies in the gaming industry face intense competition, both domestically and internationally. Companies in the gaming industry are also highly regulated, and state and Federal legislative changes and licensing issues (as well as the laws of other countries) can significantly impact their ability to operate in certain jurisdictions, the activities in which such companies are allowed to engage and the profitability of companies in the industry. Certain companies in the gaming industry are highly leveraged and have recently experienced financial difficulty. As a result, the securities of gaming companies owned by the Fund may react similarly to, and move in unison with, one another. The gaming industry may also be negatively affected by changes in economic conditions, consumer tastes and discretionary income levels, intense competition, technological developments that may cause these companies to become obsolete quickly, financial resources, markets or personnel. In addition, the gaming industry is characterized by the use of various forms of intellectual property, which are dependent upon patented technologies, trademarked brands and proprietary information. Companies operating in the gaming industry are subject to the risk of significant litigation regarding intellectual property rights, which may adversely affect and financially harm companies in which the Fund may invest. Furthermore, certain jurisdictions may impose additional restrictions on securities issued by gaming companies organized or operated in such jurisdictions that may be held by the Fund.

Risk of Investing in the Pharmaceutical Industry. (VanEck Vectors Generic Drugs ETF and VanEck Vectors Pharmaceutical ETF only.) A Fund will be sensitive to, and its performance may depend to a greater extent on, the overall condition of the pharmaceutical industry. The success of companies in the pharmaceutical industry is highly dependent on the development, procurement and marketing of drugs. The values of pharmaceutical companies are also dependent on the development, protection and exploitation of intellectual property rights and other proprietary information, and the profitability of pharmaceutical companies may be significantly affected by such things as the expiration of patents or the loss of, or the inability to enforce, intellectual property rights. There can be no assurance that the steps taken by pharmaceutical companies to protect their proprietary rights will be adequate to prevent misappropriation of their proprietary rights or that competitors will not independently develop products that are substantially equivalent or superior to such companies' products. Pharmaceutical companies also rely on trade secrets, know-how and technology, which are not protected by patents, to maintain their competitive position. If any trade secret, know-how or other technology not protected by a patent were disclosed to, or independently developed by, a competitor, that company's business and financial condition could be materially adversely affected.

The research and other costs associated with developing or procuring new drugs and the related intellectual property rights can be significant, and the results of such research and expenditures are unpredictable. There can be no assurance that those efforts or costs will result in the development of a profitable drug. Pharmaceutical companies may be susceptible to product obsolescence. Many pharmaceutical companies face intense competition from new products and less costly generic products.

Pharmaceutical products are subject to approval of the FDA. The research, design, testing, manufacturing, labeling, marketing, distribution and advertising of pharmaceutical products are subject to extensive regulation by governmental authorities in the United States and other countries. The process for obtaining regulatory approval by the FDA or other governmental regulatory authorities is long and costly and may require extensive preclinical and clinical trials. There can be no assurance that the necessary approvals will be obtained or maintained. In addition, the potential for an increased amount of required disclosure of proprietary scientific information could negatively impact the position of pharmaceutical companies. The pharmaceutical industry is also subject to laws and regulations governing the protection of the environment and occupational health and safety, including laws regulating air emissions, wastewater discharges, the management and disposal of hazardous materials and wastes, and the health and safety of employees. Failure to comply with applicable domestic and/or foreign requirements can result in civil and criminal fines or other enforcement actions, recall or seizure of products, total or partial suspension of production, withdrawal of existing product approvals or clearances, refusal to approve or clear new applications or notifications, increased quality control costs, criminal prosecution, other penalties and, in some instances, exclusion of participation in government sponsored programs such as Medicare, Medicaid and other government sponsored programs.

The pharmaceutical industry is also subject to rapid and significant technological change and competitive forces that may make drugs obsolete or make it difficult to raise prices and, in fact, may result in price discounting. Companies in the pharmaceutical industry may also be subject to expenses and losses from extensive litigation based on intellectual property, product liability and similar claims that are inherent in the development, manufacturing and marketing of human therapeutic products. Product liability claims could delay or prevent completion of companies' clinical development programs as well as result in FDA investigations of the safety and effectiveness of companies' products, manufacturing processes and facilities, and marketing programs.

Companies in the pharmaceutical industry may be adversely affected by government regulation and changes in reimbursement rates. The ability of many pharmaceutical companies to commercialize current and any future products depends in part on the extent to which reimbursement for the cost of such products and related treatments are available from third party payors, such as Medicare, Medicaid and other government sponsored programs, private health insurance plans and health maintenance organizations. Third party payors are increasingly challenging the price and cost-effectiveness of medical products. Significant uncertainty exists as to the reimbursement status of health care products, and there can be no assurance that adequate third party coverage will be available for pharmaceutical companies to obtain satisfactory price levels for their products.

The international operations of many pharmaceutical companies expose them to risks associated with instability and changes in economic and political conditions, foreign currency fluctuations, changes in foreign regulations and other risks inherent to international business. Additionally, a pharmaceutical company's valuation can often be based largely on the potential or actual performance of a limited number of products. A pharmaceutical company's valuation can also be greatly affected if one of its products proves unsafe, ineffective or unprofitable. Such companies also may be characterized by thin capitalization and limited markets, financial resources or personnel, as well as dependence on wholesale distributors. The stock prices of companies in the pharmaceutical industry have been and will likely continue to be extremely volatile, in part due to the prevalence of merger and acquisition activity in the pharmaceutical industry. Some pharmaceutical companies are engaged in other lines of business unrelated to pharmaceuticals, and they may experience problems with these lines of business which

could adversely affect their operating results. The operating results of these companies may fluctuate as a result of these additional risks and events in the other lines of business. In addition, a company's ability to engage in new activities may expose it to business risks with which it has less experience than it has with the business risks associated with its traditional businesses. Despite a company's possible success in traditional pharmaceutical activities, there can be no assurance that the other lines of business in which these companies are engaged will not have an adverse effect on a company's business or financial condition.

Shares of VanEck Vectors Generic Drugs ETF may be subject to additional risks. Many companies that produce generic drugs compete with large, well-financed pharmaceutical companies with more experienced development and marketing groups. For example, brand-name drug manufacturers do not face any significant regulatory approval or other barriers to enter into the generics market. These brand-name companies may sell generic versions of their products to the market directly or grant certain companies rights to sell "authorized generics" to the detriment of other companies operating in the pharmaceutical industry. Moreover, brand-name companies continually seek new ways to delay the introduction of generic products and/or decrease the impact of generic competition, such as filing new patents on drugs whose original patent production is about to expire, developing patented controlled-release products, changing product claims and labeling, or developing and marketing as over-the-counter products those branded products that are about to face generic competition. Additionally, brand-name companies increasingly have used state and federal legislative and regulatory means to delay generic competition. If brand-name companies or other third parties are successful in limiting the use of generic products through these or other means, sales of generic products may decline, which would adversely affect companies that produce generic drugs. Fewer generic pharmaceutical launches or launches that are less profitable than those previously experienced may have an adverse effect on the profits of companies producing generic drugs. There is also the risk that pharmaceutical companies will be unable to obtain sufficient supplies or raw materials needed to create generic drugs. Such a shortage may also cause difficulties or delays in producing generic drugs, which would materially adversely affect a pharmaceutical company. Additionally, prices for existing generic drugs generally decline over time, although this may vary. Price deflation on existing generic drugs may have an adverse effect on profits for all companies that produce generic drugs. As additional companies begin to introduce generic equivalents of a drug, revenues and gross margins from such products may potentially decline rapidly. Corporate actions, such as mergers and acquisitions, are prevalent in the pharmaceutical industry, which subject securities of pharmaceutical companies to additional volatility and risks associated with such corporate actions. Certain pharmaceutical companies may also be subject to the risk of losing their "foreign corporations" status (e.g., companies incorporated in Ireland, but predominantly operate elsewhere). Counterfeit versions of a drug could also harm a company's reputation.

Certain companies in which a Fund may invest are non-U.S. issuers whose securities are listed on U.S. exchanges. Investing in non-U.S. issuers involves risks beyond those associated with investments in U.S. securities, including greater market volatility, higher transactional costs, the possibility that the liquidity of such securities could be impaired because of future political and/or economic developments, taxation by foreign governments, political instability, the possibility that foreign governmental restrictions may be adopted which might adversely affect such securities and that the selection of such securities may be more difficult because there may be less publicly available information concerning such non-U.S. issuers or the accounting, auditing and financial reporting standards, practices and requirements applicable to non-U.S. issuers may differ from those applicable to U.S. issuers.

Risk of Investing in Retail Companies. (VanEck Vectors Retail ETF only.) A Fund will be sensitive to, and its performance may depend to a greater extent on, the overall condition of the retail industry. Companies involved in retail may be affected by the performance of the domestic and international economy, interest rates, rates of inflation, exchange rates, competition, consumer confidence and reputational damage. The success of companies involved in retail depends heavily on disposable household income and consumer spending, and changes in demographics and consumer preferences can affect the success of retail companies. Certain retail companies have historically been subject to significant seasonal and quarterly variations. The success of retail companies may be strongly affected by fads, marketing campaigns and other factors affecting supply and demand and a retail company's success can be tied to its ability to anticipate changing consumer tastes. These companies may be subject to severe competition, which may have an adverse impact on their profitability. Certain business segments of retail companies are highly cyclical, which may cause the operating results of certain retail companies to vary significantly.

Retail companies may be dependent on outside financing, which may be difficult to obtain. Many of these companies are dependent on third party suppliers and distribution systems and purchase merchandise both directly from brand owners and indirectly from retailers and third party suppliers. Such companies may also be dependent upon suppliers for the products used for their own brand name merchandise. Reliance on third party suppliers subjects retail companies to risks of delivery delays, price increases and receipt of nonconforming or poor quality merchandise. Retail companies may be unable to protect their intellectual property rights and may be liable for infringing the intellectual property rights of others. Changes in labor laws and other labor issues, such as increased labor costs, could adversely affect the financial performance of retail companies. If

retail companies do not maintain the security of customer-related information, they could damage their reputations with customers, incur substantial costs and become subject to litigation, all of which could adversely affect the financial performance of such companies. The international operations of certain retail companies expose them to risks associated with instability and changes in economic and political conditions, foreign currency fluctuations, changes in foreign regulations, tariffs and trade disputes and other risks inherent to international business. Some of the companies in the Retail Index are engaged in other lines of business unrelated to retail, and they may experience problems with these lines of business which could adversely affect their operating results. The operating results of these companies may fluctuate as a result of these additional risks and events in the other lines of business. In addition, a company's ability to engage in new activities may expose it to business risks with which it has less experience than it has with the business risks associated with its traditional businesses. Despite a company's possible success in traditional retail activities, there can be no assurance that the other lines of business in which these companies are engaged will not have an adverse effect on a company's business or financial condition.

Retail companies may also be exposed to online retail risk. Companies that operate in the online marketplace are subject to fluctuating consumer demand. Unlike traditional brick and mortar retailers, online marketplaces and retailers must assume shipping costs or pass such costs to consumers. Consumer access to price information for the same or similar products may cause companies that operate in the online marketplace to reduce profit margins in order to compete. Due to the nature of their business models, companies that operate in the online marketplace may also be subject to heightened cybersecurity risk, including the risk of theft or damage to vital hardware, software and information systems. The loss or public dissemination of sensitive customer information or other proprietary data may negatively affect the financial performance of such companies to a greater extent than traditional brick and mortar retailers. As a result of such companies being web-based and the fact that they process, store and transmit large amounts of data, including personal information, for their customers, failure to prevent or mitigate data loss or other security breaches, including breaches of vendors' technology and systems, could expose companies that operate in the online marketplace or their customers to a risk of loss or misuse of such information, adversely affect their operating results, result in litigation or potential liability and otherwise harm their businesses.

Certain companies in which the Fund may invest are non-U.S. issuers whose securities are listed on U.S. exchanges. These securities involve risks beyond those associated with investments in U.S. securities, including greater market volatility, higher transactional costs, the possibility that the liquidity of such securities could be impaired because of future political and/or economic developments, taxation by foreign governments, political instability, the possibility that foreign governmental restrictions may be adopted which might adversely affect such securities and that the selection of such securities may be more difficult because there may be less publicly available information concerning such non-U.S. issuers or the accounting, auditing and financial reporting standards, practices and requirements applicable to non-U.S. issuers may differ from those applicable to U.S. issuers.

Risk of Investing in the Semiconductor Industry. (VanEck Vectors Semiconductor ETF only.) A Fund will be sensitive to, and its performance may depend to a greater extent on, the overall condition of the semiconductor industry. Competitive pressures may have a significant effect on the financial condition of companies in the semiconductor industry. The Fund is subject to the risk that companies that are in the semiconductor industry may be similarly affected by particular economic or market events, which may, in certain circumstances, cause the value of securities of all companies in the semiconductor industry of the market to decrease. As product cycles shorten and manufacturing capacity increases, these companies may become increasingly subject to aggressive pricing, which hampers profitability. The Fund is also subject to the risk that the securities of such issuers will underperform the market as a whole due to legislative or regulatory changes. Additionally, semiconductor companies are vulnerable to wide fluctuations in securities prices due to rapid product obsolescence. Many semiconductor companies may not successfully introduce new products, develop and maintain a loyal customer base or achieve general market acceptance for their products, and failure to do so could have a material adverse effect on their business, results of operations and financial condition. Reduced demand for end-user products, underutilization of manufacturing capacity, limited personnel, periods of production shortages, significant price erosion, a limited number of products, wide fluctuations in securities prices due to risks of rapid obsolescence of products, economic performance of the customers of semiconductor companies and other factors could adversely impact the operating results of companies in the semiconductor industry. Semiconductor companies typically face high capital costs and such companies may need additional financing, which may be difficult to obtain. In addition, their capital equipment could suffer from rapid obsolescence. Some of the companies involved in the semiconductor industry are also engaged in other lines of business unrelated to the semiconductor business, and they may experience problems with these lines of business, which could adversely affect their operating results. The international operations of many semiconductor companies expose them to risks associated with instability and changes in economic and political conditions, foreign currency fluctuations, changes in foreign regulations, competition from subsidized foreign competitors with lower production costs, tariffs and trade disputes and other risks

inherent to international business. The semiconductor industry is highly cyclical, which may cause the operating results of many semiconductor companies to vary significantly. Companies in the semiconductor industry also may be subject to competition from new market entrants, both domestically and internationally, including competition from foreign competitors with lower production costs. The stock prices of companies in the semiconductor industry have been and will likely continue to be extremely volatile compared to the overall market.

Semiconductor manufacturing processes are highly complex, costly and potentially vulnerable to impurities and other disruptions that can significantly increase costs and delay product shipments to customers. Many semiconductor companies rely on a single supplier or a limited number of suppliers for the parts and raw materials used in their products, and if quality parts and materials are not delivered by the suppliers on a timely basis, these companies will not be able to manufacture and deliver their products on a timely schedule which could adversely affect their financial condition.

Semiconductor design and process methodologies are subject to rapid technological change requiring large expenditures for research and development in order to improve product performance and increase manufacturing yields. Semiconductor companies also may be subject to risks relating to research and development costs and the availability and price of components. Many semiconductor companies may rely on a limited number of customers as purchasers of their products and services. Semiconductor companies rely on a combination of patents, trade secret laws and contractual provisions to protect their technologies. Inability to adequately protect proprietary rights may harm the competitive positions of many semiconductor companies. Additionally, semiconductor companies may be subject to claims of infringement of third party intellectual property rights, which could adversely affect their business. Many semiconductor companies are dependent on their ability to continue to attract and retain highly skilled technical and managerial personnel to develop and generate their business.

Certain companies in which the Fund may invest are non-U.S. issuers whose securities are listed on U.S. exchanges. These securities involve risks beyond those associated with investments in U.S. securities, including greater market volatility, higher transactional costs, the possibility that the liquidity of such securities could be impaired because of future political and/or economic developments, taxation by foreign governments, political instability, the possibility that foreign governmental restrictions may be adopted which might adversely affect such securities and that the selection of such securities may be more difficult because there may be less publicly available information concerning such non-U.S. issuers or the accounting, auditing and financial reporting standards, practices and requirements applicable to non-U.S. issuers may differ from those applicable to U.S. issuers.

Video Gaming and eSports Companies Risk. (VanEck Vectors Video Gaming and eSports ETF only.) A Fund will be sensitive to, and its performance may depend to a greater extent on, the overall condition of video gaming and eSports companies. Video gaming and eSports companies face intense competition, both domestically and internationally, may have limited product lines, markets, financial resources, or personnel, may have products that face rapid obsolescence, and are heavily dependent on the protection of patent and intellectual property rights. Pure-play companies (*i.e.*, companies that focus only on a particular product or activity) may be dependent on one or a small number of product or product franchises for a significant portion of their revenue and profits. They may also be subject to shifting consumer preferences, including preferences with respect to gaming console platforms, and changes in consumer discretionary spending. Such factors may adversely affect the profitability and value of video gaming and eSports companies. These companies are also subject to increasing regulatory constraints, particularly with respect to cybersecurity and privacy. In addition to the costs of complying with such constraints, the unintended disclosure of confidential information, whether because of an error or a cybersecurity event, could adversely affect the profitability and value of these companies. Video gaming and eSports companies may be subject to sophisticated intellectual property infringement schemes and piracy efforts, particularly in foreign markets, which may limit the revenue potential in such markets, and combatting such infringement or piracy schemes may require significant expenses. Such antipiracy programs may not be effective. Video gaming and eSports companies may have significant exposure to the following industries, and therefore may be subject to the risks associated with such industries.

Risk of Investing in the Software Industry. Companies in the software industry are subject to significant competitive pressures, such as aggressive pricing, new market entrants, competition for market share, short product cycles due to an accelerated rate of technological developments and the potential for limited earnings and/or falling profit margins. Software companies also face the risks that new services, equipment or technologies are not accepted by consumers and businesses or will become rapidly obsolete. These factors can affect the profitability of software companies and, as a result, the value of their securities. Patent protection is integral to the success of many companies and their profitability can be affected materially by, among other things, the cost of obtaining (or failing to obtain) patent approvals, the cost of litigating patent infringement and the loss of patent protection for products (which significantly increases pricing pressures and can materially reduce profitability with respect to such products). In addition, many software companies have limited operating histories. Prices of software companies' securities historically have been more volatile than other securities, especially over the short term.

Risk of Investing in the Internet Software & Services Industry. The prices of the securities of companies in the internet software and services industry may fluctuate widely due to competitive pressures, increased sensitivity to short product cycles and aggressive pricing, heavy expenses incurred for research and development of products or services that prove unsuccessful, problems related to bringing products to market, and rapid obsolescence of products. Many internet software and software services companies rely on a combination of patents, copyrights, trademarks and trade secret laws to establish and protect their proprietary rights in their products and technologies. There can be no assurance that the steps taken by internet software and software services companies to protect their proprietary rights will sufficiently prevent misappropriation of their technology or that competitors will not independently develop technologies that are substantially equivalent or superior to such companies' technology. Legislative or regulatory changes and increased government supervision also may affect companies in the internet software and services industry.

Risk of Investing in the Semiconductor Industry. Competitive pressures may have a significant effect on the financial condition of companies in the semiconductor industry. Video gaming and eSports companies are subject to the risk that companies that are in the semiconductor industry may be similarly affected by particular economic or market events. As product cycles shorten and manufacturing capacity increases, these companies may become increasingly subject to aggressive pricing, which hampers profitability. Semiconductor companies are vulnerable to wide fluctuations in securities prices due to rapid product obsolescence. Many semiconductor companies may not successfully introduce new products, develop and maintain a loyal customer base or achieve general market acceptance for their products, and failure to do so could have a material adverse effect on their business, results of operations and financial condition. Reduced demand for end-user products, underutilization of manufacturing capacity, and other factors could adversely impact the operating results of companies in the semiconductor industry. Semiconductor companies typically face high capital costs and such companies may need additional financing, which may be difficult to obtain. They also may be subject to risks relating to research and development costs and the availability and price of components.

Risk of Investing in the Industrials Sector. (VanEck Vectors Environmental Services ETF only.) A Fund will be sensitive to, and its performance may depend to a greater extent on, the overall condition of the industrials sector. Companies in the industrials sector may be adversely affected by changes in government regulation, world events and economic conditions. In addition, companies in the industrials sector may be adversely affected by environmental damages, product liability claims and exchange rates. The stock prices of companies in the industrials sector are affected by supply and demand both for their specific product or service and for industrial sector products in general. The products of manufacturing companies may face product obsolescence due to rapid technological developments and frequent new product introduction. In addition, the industrials sector may also be adversely affected by changes or trends in commodity prices, which may be influenced or characterized by unpredictable factors.

Risk of Investing in the Information Technology Sector. (VanEck Vectors Semiconductor ETF and VanEck Vectors Video Gaming and eSports ETF only.) A Fund will be sensitive to changes in, and its performance may depend to a greater extent on, the overall condition of the information technology sector. Information technology companies face intense competition, both domestically and internationally, which may have an adverse effect on profit margins. Information technology companies may have limited product lines, markets, financial resources or personnel. The products of information technology companies may face product obsolescence due to rapid technological developments and frequent new product introduction, unpredictable changes in growth rates and competition for the services of qualified personnel. Companies in the information technology sector are heavily dependent on patent protection and the expiration of patents may adversely affect the profitability of these companies.

Risk of Investing in the Communication Services Sector. (VanEck Vectors Video Gaming and eSports ETF only.) The Fund will be sensitive to changes in, and its performance may depend to a greater extent on, the overall condition of the communication services sector. Companies in the communication services sector may be affected by industry competition, substantial capital requirements, government regulations and obsolescence of communications products and services due to technological advancement.

Risk of Investing in the Consumer Discretionary Sector. (VanEck Vectors Gaming ETF and VanEck Vectors Retail ETF only.) A Fund will be sensitive to, and its performance may depend to a greater extent on, the overall condition of the consumer discretionary sector. Companies engaged in the consumer discretionary sector are subject to fluctuations in supply and demand. These companies may also be adversely affected by changes in consumer spending as a result of world events, political and economic conditions, commodity price volatility, changes in exchange rates, imposition of import controls, increased competition, depletion of resources and labor relations.

Risk of Investing in the Consumer Staples Sector. (VanEck Vectors Retail ETF only.) A Fund will be sensitive to, and its performance may depend to a greater extent on, the overall condition of the consumer staples sector. Companies in the

consumer staples sector may be adversely affected by changes in the worldwide economy, consumer spending, competition, demographics and consumer preferences, exploration and production spending. Companies in this sector are also affected by changes in government regulation, world events and economic conditions.

Risk of Investing in the Health Care Sector. (VanEck Vectors Biotech ETF, VanEck Vectors Environmental Services ETF, VanEck Vectors Pharmaceutical ETF and VanEck Vectors Retail ETF only.) A Fund will be sensitive to, and its performance may depend to a greater extent on, the overall condition of the health care sector. Companies in the health care sector may be affected by extensive government regulation, restrictions on government reimbursement for medical expenses, rising costs of medical products and services, demand for services, pricing pressure, an increased emphasis on outpatient services, limited number of products, industry innovation, changes in technologies, general and local economic conditions, expenses (including malpractice insurance premiums), competition among health care providers and other market developments. A major source of revenues for the health care sector is payments from Medicare and Medicaid programs. As a result, the sector is sensitive to legislative changes and reductions in governmental spending for such programs. Many health care companies are dependent on the development, protection and exploitation of intellectual property rights and other proprietary information, are heavily dependent on patent protection and are subject to extensive litigation based on intellectual property, product liability and similar claims, and the profitability of such companies may be affected significantly by such things as the expiration of patents or the loss of, or the inability to enforce, intellectual property rights and the expenses and losses from litigation. Health care companies are subject to competitive forces that may make it difficult to raise prices and, in fact, may result in price discounting. Many new products in the health care sector may be subject to regulatory approvals. The process of obtaining such approvals may be long and costly. Companies in the health care sector may be thinly capitalized and may be susceptible to product obsolescence.

Risk of Investing in Foreign Securities. (VanEck Vectors Environmental Services ETF, VanEck Vectors Gaming ETF, VanEck Vectors Generic Drugs ETF, VanEck Vectors Pharmaceutical ETF, VanEck Vectors Semiconductor ETF and VanEck Vectors Video Gaming and eSports ETF only.) Investments in the securities of foreign issuers involve risks beyond those associated with investments in U.S. securities. These additional risks include greater market volatility, the availability of less reliable financial information, higher transactional and custody costs, taxation by foreign governments, decreased market liquidity and political instability. Because many foreign securities markets may be limited in size, the activity of large traders may have an undue influence on the prices of securities that trade in such markets. Certain foreign markets that have historically been considered relatively stable may become volatile in response to changed conditions or new developments. Increased interconnectivity of world economies and financial markets increases the possibility that adverse developments and conditions in one country or region will affect the stability of economies and financial markets in other countries or regions. Each Fund invests in securities of issuers located in countries whose economies are heavily dependent upon trading with key partners. Any reduction in this trading may have an adverse impact on a Fund's investments. Because each Fund may invest in securities denominated in foreign currencies and some of the income received by each Fund may be in foreign currency, changes in currency exchange rates may negatively impact the Funds' return. To the extent a Fund invests in emerging market countries, the risks of investing in such countries are greater than the risks associated with investments in foreign developed countries.

Foreign issuers are often subject to less stringent requirements regarding accounting, auditing, financial reporting and record keeping than are U.S. issuers, and, therefore, not all material information may be available or reliable. Securities exchanges or foreign governments may adopt rules or regulations that may negatively impact a Fund's ability to invest in foreign securities or may prevent each Fund from repatriating its investments. Each Fund may also invest in depositary receipts which involve similar risks to those associated with investments in foreign securities. In addition, each Fund may not receive shareholder communications or be permitted to vote the securities that it holds, as the issuers may be under no legal obligation to distribute shareholder communications.

Also, certain issuers located in foreign countries in which a Fund invests may operate in, or have dealings with, countries subject to sanctions and/or embargoes imposed by the U.S. Government and the United Nations and/or countries identified by the U.S. Government as state sponsors of terrorism. As a result, an issuer may sustain damage to its reputation if it is identified as an issuer which operates in, or has dealings with, such countries. A Fund, as an investor in such issuers, may be indirectly subject to those risks.

Risk of Investing in Emerging Market Issuers. (VanEck Vectors Gaming ETF, VanEck Vectors Generic Drugs ETF and VanEck Vectors Video Gaming and eSports ETF only.) Investments in securities of emerging market issuers involve risks not typically associated with investments in securities of issuers in more developed countries that may negatively affect the value of your investment in a Fund. Such heightened risks may include, among others, expropriation and/or nationalization of assets, restrictions on and government intervention in international trade, confiscatory taxation, political instability, including authoritarian and/or military involvement in governmental decision making, armed conflict, the impact on the economy as a result of civil war, crime (including drug violence) and social instability as a result of religious, ethnic and/or socioeconomic

unrest. Issuers in certain emerging market countries are subject to less stringent requirements regarding accounting, auditing, financial reporting and record keeping than are issuers in more developed markets, and therefore, all material information may not be available or reliable. Emerging markets are also more likely than developed markets to experience problems with the clearing and settling of trades, as well as the holding of securities by local banks, agents and depositories. Low trading volumes and volatile prices in less developed markets may make trades harder to complete and settle, and governments or trade groups may compel local agents to hold securities in designated depositories that may not be subject to independent evaluation. Local agents are held only to the standards of care of their local markets. In general, the less developed a country's securities markets are, the greater the likelihood of custody problems. Additionally, each of the factors described below could have a negative impact on a Fund's performance and increase the volatility of a Fund.

Securities Markets. Securities markets in emerging market countries are underdeveloped and are often considered to be less correlated to global economic cycles than those markets located in more developed countries. Securities markets in emerging market countries are subject to greater risks associated with market volatility, lower market capitalization, lower trading volume, illiquidity, inflation, greater price fluctuations, uncertainty regarding the existence of trading markets, governmental control and heavy regulation of labor and industry. These factors, coupled with restrictions on foreign investment and other factors, limit the supply of securities available for investment by a Fund. This will affect the rate at which a Fund is able to invest in emerging market countries, the purchase and sale prices for such securities and the timing of purchases and sales. Emerging markets can experience high rates of inflation, deflation and currency devaluation. The prices of certain securities listed on securities markets in emerging market countries have been subject to sharp fluctuations and sudden declines, and no assurance can be given as to the future performance of listed securities in general. Volatility of prices may be greater than in more developed securities markets. Moreover, securities markets in emerging market countries may be closed for extended periods of time or trading on securities markets may be suspended altogether due to political or civil unrest. Market volatility may also be heightened by the actions of a small number of investors. Brokerage firms in emerging market countries may be fewer in number and less established than brokerage firms in more developed markets. Since a Fund may need to effect securities transactions through these brokerage firms, the Fund is subject to the risk that these brokerage firms will not be able to fulfill their obligations to the Fund. This risk is magnified to the extent a Fund effects securities transactions through a single brokerage firm or a small number of brokerage firms. In addition, the infrastructure for the safe custody of securities and for purchasing and selling securities, settling trades, collecting dividends, initiating corporate actions, and following corporate activity is not as well developed in emerging market countries as is the case in certain more developed markets.

Political and Economic Risk. Certain emerging market countries have historically been subject to political instability, and their prospects are tied to the continuation of economic and political liberalization in the region. Instability may result from factors such as government or military intervention in decision making, terrorism, civil unrest, extremism or hostilities between neighboring countries. Any of these factors, including an outbreak of hostilities could negatively impact a Fund's returns. Limited political and democratic freedoms in emerging market countries might cause significant social unrest. These factors may have a significant adverse effect on an emerging market country's economy.

Many emerging market countries may be heavily dependent upon international trade and, consequently, may continue to be negatively affected by trade barriers, exchange controls, managed adjustments in relative currency values and other protectionist measures imposed or negotiated by the countries with which it trades. They also have been, and may continue to be, adversely affected by economic conditions in the countries with which they trade.

In addition, commodities (such as oil, gas and minerals) represent a significant percentage of certain emerging market countries' exports and these economies are particularly sensitive to fluctuations in commodity prices. Adverse economic events in one country may have a significant adverse effect on other countries of this region. In addition, most emerging market countries have experienced, at one time or another, severe and persistent levels of inflation, including, in some cases, hyperinflation. This has, in turn, led to high interest rates, extreme measures by governments to keep inflation in check, and a generally debilitating effect on economic growth. Although inflation in many countries has lessened, there is no guarantee it will remain at lower levels. The political history of certain emerging market countries has been characterized by political uncertainty, intervention by the military in civilian and economic spheres, and political corruption. Such events could reverse favorable trends toward market and economic reform, privatization, and removal of trade barriers, and result in significant disruption in securities markets in the region.

Also, from time to time, certain issuers located in emerging market countries in which a Fund invests may operate in, or have dealings with, countries subject to sanctions and/or embargoes imposed by the U.S. Government and the United Nations and/or countries identified by the U.S. Government as state sponsors of terrorism. As a result, an issuer may sustain damage to its reputation if it is identified as an issuer which operates in, or has dealings with, such countries. A Fund, as an investor in such issuers, may be indirectly subject to those risks.

The economies of one or more countries in which a Fund may invest may be in various states of transition from a planned economy to a more market oriented economy. The economies of such countries differ from the economies of most developed countries in many respects, including levels of government involvement, states of development, growth rates, control of foreign exchange and allocation of resources. Economic growth in these economies may be uneven both geographically and among various sectors of their economies and may also be accompanied by periods of high inflation. Political changes, social instability and adverse diplomatic developments in these countries could result in the imposition of additional government restrictions including expropriation of assets, confiscatory taxes or nationalization of some or all of the property held by the underlying issuers of securities included in a Fund's Index. There is no guarantee that the governments of these countries will not revert back to some form of planned or non-market oriented economy, and such governments continue to be active participants in many economic sectors through ownership positions and regulation. The allocation of resources in such countries is subject to a high level of government control. Such countries' governments may strictly regulate the payment of foreign currency denominated obligations and set monetary policy. Through their policies, these governments may provide preferential treatment to particular industries or companies. The policies set by the government of one of these countries could have a substantial effect on that country's economy.

Investment and Repatriation Restrictions. The government in an emerging market country may restrict or control to varying degrees the ability of foreign investors to invest in securities of issuers located or operating in such emerging market countries. These restrictions and/or controls may at times limit or prevent foreign investment in securities of issuers located or operating in emerging market countries and may inhibit a Fund's ability to track its Index. In addition, a Fund may not be able to buy or sell securities or receive full value for such securities. Moreover, certain emerging market countries may require governmental approval or special licenses prior to investments by foreign investors and may limit the amount of investments by foreign investors in a particular industry and/or issuer; may limit such foreign investment to a certain class of securities of an issuer that may have less advantageous rights than the classes available for purchase by domiciliaries of such emerging market countries; and/or may impose additional taxes on foreign investors. A delay in obtaining a required government approval or a license would delay investments in those emerging market countries, and, as a result, a Fund may not be able to invest in certain securities while approval is pending. The government of certain emerging market countries may also withdraw or decline to renew a license that enables a Fund to invest in such country. These factors make investing in issuers located or operating in emerging market countries significantly riskier than investing in issuers located or operating in more developed countries, and any one of them could cause a decline in the value of a Fund's Shares.

Additionally, investments in issuers located in certain emerging market countries may be subject to a greater degree of risk associated with governmental approval in connection with the repatriation of investment income, capital or the proceeds of sales of securities by foreign investors. Moreover, there is the risk that if the balance of payments in an emerging market country declines, the government of such country may impose temporary restrictions on foreign capital remittances. Consequently, a Fund could be adversely affected by delays in, or a refusal to grant, required governmental approval for repatriation of capital, as well as by the application to a Fund of any restrictions on investments. Furthermore, investments in emerging market countries may require a Fund to adopt special procedures, seek local government approvals or take other actions, each of which may involve additional costs to the Fund.

Available Disclosure About Emerging Market Issuers. Issuers located or operating in emerging market countries are not subject to the same rules and regulations as issuers located or operating in more developed countries. Therefore, there may be less financial and other information publicly available with regard to issuers located or operating in emerging market countries and such issuers are not subject to the uniform accounting, auditing and financial reporting standards applicable to issuers located or operating in more developed countries.

Foreign Currency Considerations. A Fund's assets that are invested in equity securities of issuers in emerging market countries will generally be denominated in foreign currencies, and the proceeds received by the Fund from these investments will be principally in foreign currencies. The value of an emerging market country's currency may be subject to a high degree of fluctuation. This fluctuation may be due to changes in interest rates, the effects of monetary policies issued by the United States, foreign governments, central banks or supranational entities, the imposition of currency controls or other national or global political or economic developments. The economies of certain emerging market countries can be significantly affected by currency devaluations. Certain emerging market countries may also have managed currencies which are maintained at artificial levels relative to the U.S. dollar rather than at levels determined by the market. This type of system can lead to sudden and large adjustments in the currency which, in turn, can have a disruptive and negative effect on foreign investors.

A Fund's exposure to an emerging market country's currency and changes in value of such foreign currencies versus the U.S. dollar may reduce a Fund's investment performance and the value of your investment in the Fund. Meanwhile,

a Fund will compute and expects to distribute its income in U.S. dollars, and the computation of income will be made on the date that the income is earned by the Fund at the foreign exchange rate in effect on that date. Therefore, if the value of the respective emerging market country's currency falls relative to the U.S. dollar between the earning of the income and the time at which a Fund converts the relevant emerging market country's currency to U.S. dollars, the Fund may be required to liquidate certain positions in order to make distributions if the Fund has insufficient cash in U.S. dollars to meet distribution requirements under the Internal Revenue Code. The liquidation of investments, if required, could be at disadvantageous prices or otherwise have an adverse impact on a Fund's performance.

Certain emerging market countries also restrict the free conversion of their currency into foreign currencies, including the U.S. dollar. There is no significant foreign exchange market for many such currencies and it would, as a result, be difficult for a Fund to engage in foreign currency transactions designed to protect the value of the Fund's interests in securities denominated in such currencies. Furthermore, if permitted, a Fund may incur costs in connection with conversions between U.S. dollars and an emerging market country's currency. Foreign exchange dealers realize a profit based on the difference between the prices at which they are buying and selling various currencies. Thus, a dealer normally will offer to sell a foreign currency to a Fund at one rate, while offering a lesser rate of exchange should the Fund desire immediately to resell that currency to the dealer. A Fund will conduct its foreign currency exchange transactions either on a spot (*i.e.*, cash) basis at the spot rate prevailing in the foreign currency exchange market, or through entering into forward, futures or options contracts to purchase or sell foreign currencies.

Operational and Settlement Risk. In addition to having less developed securities markets, emerging market countries have less developed custody and settlement practices than certain developed countries. Rules adopted under the 1940 Act permit a Fund to maintain its foreign securities and cash in the custody of certain eligible non-U.S. banks and securities depositories. Banks in emerging market countries that are eligible foreign sub-custodians may be recently organized or otherwise lack extensive operating experience. In addition, in certain emerging market countries there may be legal restrictions or limitations on the ability of a Fund to recover assets held in custody by a foreign sub-custodian in the event of the bankruptcy of the sub-custodian. Because settlement systems in emerging market countries may be less organized than in other developed markets, there may be a risk that settlement may be delayed and that cash or securities of the Fund may be in jeopardy because of failures of or defects in the systems. Under the laws in many emerging market countries, a Fund may be required to release local shares before receiving cash payment or may be required to make cash payment prior to receiving local shares, creating a risk that the Fund may surrender cash or securities without ever receiving securities or cash from the other party. Settlement systems in emerging market countries also have a higher risk of failed trades and back to back settlements may not be possible.

A Fund may not be able to convert a foreign currency to U.S. dollars in time for the settlement of redemption requests. In the event of a redemption request from an AP, a Fund will be required to deliver U.S. dollars to the AP on the settlement date. In the event that a Fund is not able to convert the foreign currency to U.S. dollars in time for settlement, which may occur as a result of the delays described above, the Fund may be required to liquidate certain investments and/or borrow money in order to fund such redemption. The liquidation of investments, if required, could be at disadvantageous prices or otherwise have an adverse impact on the Fund's performance (*e.g.*, by causing the Fund to overweight foreign currency denominated holdings and underweight other holdings which were sold to fund redemptions). In addition, a Fund will incur interest expense on any borrowings and the borrowings will cause the Fund to be leveraged, which may magnify gains and losses on its investments.

In certain emerging market countries, the marketability of quoted shares may be limited due to the restricted opening hours of stock exchanges, and a narrow range of investors and a relatively high proportion of market value may be concentrated in the hands of a relatively small number of shareholders. In addition, because certain emerging market countries' stock exchanges on which a Fund's portfolio securities may trade are open when the relevant Exchanges are closed, the Fund may be subject to heightened risk associated with market movements. Trading volume may be lower on certain emerging market countries' stock exchanges than on more developed securities markets and equities may be generally less liquid. The infrastructure for clearing, settlement and registration on the primary and secondary markets of certain emerging market countries are less developed than in certain other markets and under certain circumstances this may result in a Fund experiencing delays in settling and/or registering transactions in the markets in which it invests, particularly if the growth of foreign and domestic investment in certain emerging market countries places an undue burden on such investment infrastructure. Such delays could affect the speed with which a Fund can transmit redemption proceeds and may inhibit the initiation and realization of investment opportunities at optimum times.

Certain issuers in emerging market countries may utilize share blocking schemes. Share blocking refers to a practice, in certain foreign markets, where voting rights related to an issuer's securities are predicated on these securities being blocked from trading at the custodian or sub-custodian level for a period of time around a shareholder meeting. These restrictions have the effect of barring the purchase and sale of certain voting securities within a specified number of

days before and, in certain instances, after a shareholder meeting where a vote of shareholders will be taken. Share blocking may prevent the Fund from buying or selling securities for a period of time. During the time that shares are blocked, trades in such securities will not settle. The blocking period can last up to several weeks. The process for having a blocking restriction lifted can be quite onerous with the particular requirements varying widely by country. In addition, in certain countries, the block cannot be removed. As a result of the ramifications of voting ballots in markets that allow share blocking, the Adviser, on behalf of the Fund, reserves the right to abstain from voting proxies in those markets.

Corporate and Securities Laws. Securities laws in emerging market countries are relatively new and unsettled and, consequently, there is a risk of rapid and unpredictable change in laws regarding foreign investment, securities regulation, title to securities and shareholder rights. Accordingly, foreign investors may be adversely affected by new or amended laws and regulations. In addition, the systems of corporate governance to which emerging market issuers are subject may be less advanced than those systems to which issuers located in more developed countries are subject, and therefore, shareholders of issuers located in emerging market countries may not receive many of the protections available to shareholders of issuers located in more developed countries. In circumstances where adequate laws and shareholder rights exist, it may not be possible to obtain swift and equitable enforcement of the law. In addition, the enforcement of systems of taxation at federal, regional and local levels in emerging market countries may be inconsistent and subject to sudden change.

Foreign Currency Risk. (VanEck Vectors Environmental Services ETF, VanEck Vectors Gaming ETF, VanEck Vectors Generic Drugs ETF, VanEck Vectors Pharmaceutical ETF, VanEck Vectors Semiconductor ETF and VanEck Vectors Video Gaming and eSports ETF only.) Because a Fund's assets may be invested in securities denominated in foreign currencies, the proceeds received by a Fund from these investments will generally be in foreign currencies. A Fund's exposure to foreign currencies and changes in the value of foreign currencies versus the U.S. dollar may result in reduced returns for the Fund. Moreover, a Fund may incur costs in connection with conversions between U.S. dollars and foreign currencies.

Risk of Investing in Depositary Receipts. A Fund may invest in depositary receipts (including ADRs) which involve similar risks to those associated with investments in foreign securities. Depositary receipts are receipts listed on U.S. or foreign exchanges issued by banks or trust companies that entitle the holder to all dividends and capital gains that are paid out on the underlying foreign shares. The issuers of certain depositary receipts are under no obligation to distribute shareholder communications to the holders of such receipts, or to pass through to them any voting rights with respect to the deposited securities. Investments in depositary receipts may be less liquid than the underlying shares in their primary trading market and, if not included in a Fund's Index, may negatively affect a Fund's ability to replicate the performance of its Index. In addition, investments in depositary receipts that are not included in a Fund's Index may increase tracking error.

Risk of Investing in Small- and/or Medium-Capitalization Companies. (VanEck Vectors Biotech ETF, VanEck Vectors Environmental Services ETF, VanEck Vectors Gaming ETF, VanEck Vectors Generic Drugs ETF, VanEck Vectors Pharmaceutical ETF, VanEck Vectors Semiconductor ETF and VanEck Vectors Video Gaming and eSports ETF only.) A Fund may invest in small- and/or medium-capitalization companies and, therefore, may be subject to certain risks associated with small- and/or medium-capitalization companies. These companies are often subject to less analyst coverage and may be in early and less predictable periods of their corporate existences, with little or no record of profitability. In addition, these companies often have greater price volatility, lower trading volume and less liquidity than larger more established companies. These companies tend to have smaller revenues, narrower product lines, less management depth and experience, smaller shares of their product or service markets, fewer financial resources and less competitive strength than large-capitalization companies. Returns on investments in securities of small- and/or medium-capitalization companies could trail the returns on investments in securities of larger companies.

Issuer-Specific Changes Risk. (VanEck Vectors Biotech ETF, VanEck Vectors Environmental Services ETF, VanEck Vectors Pharmaceutical ETF, VanEck Vectors Retail ETF, VanEck Vectors Semiconductor ETF and VanEck Vectors Video Gaming and eSports ETF only.) The value of individual securities or particular types of securities in a Fund's portfolio can be more volatile than the market as a whole and can perform differently from the value of the market as a whole, which may have a greater impact if the Fund's portfolio is concentrated in a country, group of countries, region, market, industry, group of industries, sector or asset class. The value of securities of smaller issuers can be more volatile than that of larger issuers. A change in the financial condition, market perception or the credit rating of an issuer of securities included in a Fund's Index may cause the value of its securities to decline.

Risk of Cash Transactions. Unlike other ETFs, each of VanEck Vectors Gaming ETF, VanEck Vectors Generic Drugs ETF and VanEck Vectors Video Gaming and eSports ETF expects to effect its creations and redemptions partially for in-kind securities and partially for cash, rather than wholly for in-kind securities, due to various legal and operational constraints in certain countries in which the Funds invest. Because each Fund currently intends to effect a portion of redemptions for cash,

rather than in-kind distributions, it may be required to sell portfolio securities in order to obtain the cash needed to distribute redemption proceeds, which involves transaction costs that a Fund may not have incurred had it effected redemptions entirely in kind. These costs may include brokerage costs or taxable losses or gains, which may be imposed on a Fund and decrease a Fund's NAV to the extent such costs are not offset by a transaction fee payable by an Authorized Participant ("AP"). If each Fund recognizes gain on these sales, this generally will cause each Fund to recognize gain it might not otherwise have recognized if it were to distribute portfolio securities in-kind, or to recognize such gain sooner than would otherwise be required. As a result, an investment in each Fund may be less tax-efficient than an investment in a more conventional ETF. Other ETFs generally are able to make in-kind redemptions and avoid realizing gains in connection with transactions designed to raise cash to meet redemption requests. Each Fund generally intends to distribute these gains to shareholders to avoid being taxed on this gain at the Fund level and otherwise comply with the special tax rules that apply to it. This strategy may cause shareholders to be subject to tax on gains they would not otherwise be subject to, or at an earlier date than, if they had made an investment in a different ETF.

Special Risk Considerations of Investing in Asian Issuers. (VanEck Vectors Gaming ETF, VanEck Vectors Generic Drugs ETF, VanEck Vectors Semiconductor ETF and VanEck Vectors Video Gaming and eSports ETF only.) Investments in securities of Asian issuers involve risks and special considerations not typically associated with investment in the U.S. securities markets. Certain Asian economies have experienced over-extension of credit, currency devaluations and restrictions, high unemployment, high inflation, decreased exports and economic recessions. Economic events in any one Asian country can have a significant effect on the entire Asian region as well as on major trading partners outside Asia, and any adverse effect on some or all of the Asian countries and regions in which the Fund invests. The securities markets in some Asian economies are relatively underdeveloped and may subject a Fund to higher action costs or greater uncertainty than investments in more developed securities markets. Such risks may adversely affect the value of a Fund's investments. Governments of certain Asian countries have implemented significant economic reforms in order to liberalize trade policy, promote foreign investment in their economies, reduce government control of the economy and develop market mechanisms. There can be no assurance these reforms will continue or that they will be effective. Additionally, significant regulation of investment and industry is still pervasive in many Asian countries and may restrict foreign ownership of domestic corporations and repatriation of assets, which may adversely affect a Fund's investments. Governments in some Asian countries are authoritarian in nature, have been installed or removed as a result of military coups or have periodically used force to suppress civil dissent. Disparities of wealth, the pace and success of democratization, and ethnic, religious and racial disaffection have led to social turmoil, violence and labor unrest in some countries. Unanticipated or sudden political or social developments may result in sudden and significant investment losses. Investing in certain Asian countries involves risk of loss due to expropriation, nationalization, or confiscation of assets and property or the imposition of restrictions on foreign investments and on repatriation of capital invested.

Special Risk Considerations of Investing in Japanese Issuers. (VanEck Vectors Video Gaming and eSports ETF only.) Investments in securities of Japanese issuers, including issuers located outside of Japan that generate significant revenues from Japan, involve risks that may negatively affect the value of your investment in the Fund. The risks of investing in the securities of Japanese issuers also includes risks lack of natural resources, fluctuations or shortages in the commodity markets, new trade regulations, decreasing U.S. imports and changes in the U.S. dollar exchange rates. Japan is located in a part of the world that has historically been prone to natural disasters such as earthquakes, volcanoes and tsunamis and is economically sensitive to environmental events. Any such event could result in a significant adverse impact on the Japanese economy. In addition, such disasters, and the resulting damage, could impair the long-term ability of issuers in which the Fund invests to conduct their businesses in the manner normally conducted.

Special Risk Considerations of Investing in Australian Issuers. (VanEck Vectors Gaming ETF only.) Investments in securities of Australian issuers may subject the Fund to regulatory, political, currency, security, and economic risk specific to Australia. The Australian economy is heavily dependent on exports from the agricultural and mining industries. As a result, the Australian economy is susceptible to fluctuations in the commodity markets. The Australian economy is dependent on trading with key trading partners, including the United States, China, Japan, Singapore and certain European countries. Reduction in spending on Australian products and services, or changes in any of the economies, may cause an adverse impact on the Australian economy.

Additionally, Australia is located in a part of the world that has historically been prone to natural disasters, such as hurricanes and droughts, and is economically sensitive to environmental events. Any such event may adversely impact the Australian economy, causing an adverse impact on the value of the Fund.

Special Risk Considerations of Investing in Chinese Issuers. (VanEck Vectors Gaming ETF only.) Investments in securities of Chinese issuers, including issuers located outside of China that generate significant revenues from China, involve certain risks and considerations not typically associated with investing in securities of U.S. issuers, including, among others, (i) more frequent (and potentially widespread) trading suspensions and government interventions with respect to Chinese issuers,

(ii) currency revaluations and other currency exchange rate fluctuations or blockage, (iii) the nature and extent of intervention by the Chinese government in the Chinese securities markets, whether such intervention will continue and the impact of such intervention or its discontinuation, (iv) the risk of nationalization or expropriation of assets, (v) the risk that the Chinese government may decide not to continue to support economic reform programs, (vi) limitations on the use of brokers, (vii) higher rates of inflation, (viii) greater political, economic and social uncertainty, (ix) market volatility caused by any potential regional or territorial conflicts or natural disasters and (x) the risk of increased trade tariffs, embargoes and other trade limitations. In addition, the economy of China differs, often unfavorably, from the U.S. economy in such respects as structure, general development, government involvement, wealth distribution, rate of inflation, growth rate, interest rates, allocation of resources and capital reinvestment, among others. The Chinese central government has historically exercised substantial control over virtually every sector of the Chinese economy through administrative regulation and/or state ownership and actions of the Chinese central and local government authorities continue to have a substantial effect on economic conditions in China. In addition, the Chinese government has from time to time taken actions that influence the prices at which certain goods may be sold, encourage companies to invest or concentrate in particular industries, induce mergers between companies in certain industries and induce private companies to publicly offer their securities to increase or continue the rate of economic growth, control the rate of inflation or otherwise regulate economic expansion. The Chinese government may do so in the future as well, potentially having a significant adverse effect on economic conditions in China.

Special Risk Considerations of Investing in European Issuers. (VanEck Vectors Environmental Services ETF, VanEck Vectors Gaming ETF, VanEck Vectors Generic Drugs ETF, VanEck Vectors Pharmaceutical ETF and VanEck Vectors Semiconductor ETF only.) Investments in securities of European issuers involve risks and special considerations not typically associated with investment in the U.S. securities markets. The Economic and Monetary Union (“EMU”) of the European Union (“EU”) requires member countries to comply with restrictions on inflation rates, deficits, interest rates, debt levels and fiscal and monetary controls, each of which may significantly affect every country in Europe. Decreasing imports or exports, changes in governmental or EU regulations on trade, changes in the exchange rate of the euro, the default or threat of default by an EU member country on its sovereign debt, and/or an economic recession in an EU member country may have a significant adverse effect on the economies of EU member countries and on major trading partners outside Europe. The European financial markets have previously experienced, and may continue to experience, volatility and have been adversely affected by concerns about economic downturns, credit rating downgrades, rising government debt levels and possible default on or restructuring of government debt in several European countries. A default or debt restructuring by any European country would adversely impact holders of that country’s debt, and sellers of credit default swaps linked to that country’s creditworthiness (which may be located in countries other than those listed in the previous sentence). These events have adversely affected, and may in the future affect, the value and exchange rate of the euro and may continue to significantly affect the economies of every country in Europe, including EU member countries that do not use the euro and non-EU member countries. In addition, in a referendum held on June 23, 2016, voters in the United Kingdom (“UK”) recently voted to leave the EU, creating economic and political uncertainty in its wake. Significant uncertainty exists regarding the effects such withdrawal will have on the euro, European economies and the global markets.

Responses to the financial problems by European governments, central banks and others, including austerity measures and reforms, may not work, may result in social unrest and may limit future growth and economic recovery or have other unintended consequences. Further defaults or restructurings by governments and other entities of their debt could have additional adverse effects on economies, financial markets and asset valuations around the world. In addition, one or more countries may abandon the euro and/or withdraw from the EU. The impact of these actions, especially if they occur in a disorderly fashion, is not clear but could be significant and far-reaching.

Special Risk Considerations of Investing in United Kingdom Issuers. (VanEck Vectors Environmental Services ETF and VanEck Vectors Pharmaceutical ETF only.) Investments in securities of UK issuers may subject the Fund to regulatory, political, currency, security and economic risk specific to the UK. The UK has one of the largest economies in Europe, and the United States and other European countries are substantial trading partners of the UK. As a result, the British economy may be impacted by changes to the economic condition of the United States and other European countries. In a referendum held on June 23, 2016, voters in the UK voted to leave the EU, creating economic and political uncertainty in its wake. Significant uncertainty exists regarding the timing of the UK’s withdrawal from the EU and the effects such withdrawal will have on the euro, European economies and the global markets.

Special Risk Considerations of Investing in Irish Issuers. (VanEck Vectors Pharmaceutical ETF only.) Investments in securities of Irish issuers may subject the Fund to legal, regulatory, political, currency and economic risks specific to Ireland. Among other things, Ireland’s economy is heavily dependent on exports to certain key trading partners, including the U.S., the UK and other Western European countries. The European financial markets have previously experienced, and may continue to experience, volatility and have been adversely affected by concerns about economic downturns, rising government debt levels and the recent vote of the UK to leave the EU. These events have adversely affected the exchange rate of the

euro and may continue to significantly affect every country in Europe, including Ireland. Secessionist and other political movements in Europe may also have an adverse effect on the Irish economy.

Special Risk Considerations of Investing in Indian Issuers. (VanEck Vectors Generic Drugs ETF only.) Investments in securities of Indian issuers involve risks not typically associated with investments in securities of issuers in more developed countries that may negatively affect the value of your investment in the Fund. Such heightened risks include, among others, greater government control over the economy, political and legal uncertainty, currency fluctuations or blockage of foreign currency exchanges and the risk of nationalization or expropriation of assets. Issuers in India are subject to less stringent requirements regarding accounting, auditing and financial reporting than are issuers in more developed markets, and therefore, all material information may not be available or reliable. In addition, religious and border disputes persist in India. India has experienced civil unrest and hostilities with neighboring countries, including Pakistan, and the Indian government has confronted separatist movements in several Indian states. India has also experienced acts of terrorism that have targeted foreigners, which have had a negative impact on tourism, an important sector of the Indian economy.

The Indian securities markets are smaller and less liquid than securities markets in more developed economies and are subject to greater price volatility.

India also has less developed clearance and settlement procedures, and there have been times when settlements have been unable to keep pace with the volume of securities and have been significantly delayed. Indian stock exchanges have also experienced problems such as temporary exchange closures, broker defaults, settlement delays and strikes by brokers that have affected the market price and liquidity of the securities of Indian companies. In addition, the governing bodies of the Indian stock exchanges have from time to time restricted securities from trading, limited price movements and restricted margin requirements. Further, from time to time, disputes have occurred between listed companies and the Indian stock exchanges and other regulatory bodies that, in some cases, have had a negative effect on market sentiment. Additionally, each of the factors described below could have a negative impact on the Fund's performance and increase the volatility of the Fund.

Economic Risk. The Indian government has exercised and continues to exercise significant influence over many aspects of the economy, and the number of public sector enterprises in India is substantial. Accordingly, Indian government actions in the future could have a significant effect on the Indian economy. The Indian government has experienced chronic structural public sector deficits. High amounts of debt and public spending could have an adverse impact on India's economy. Additionally, the Indian economy may be dependent upon agriculture and thus the Fund's investments may be susceptible to adverse weather changes including the threat of monsoons and other natural disasters.

Regulatory Risk. Under the Foreign Portfolio Investors Regulations, 2014 ("FPI Regulations") of the Securities and Exchange Board of India (the "SEBI"), a sub-account is deemed to be a foreign portfolio investor ("FPI"), and may continue to buy, sell or deal in securities until the expiry of its current foreign institutional investor ("FII") registration, and will be converted to an FPI upon payment of a FPI conversion fee and renewal registration fee. The Adviser is a qualified FII with the Securities and Exchange Board of India ("SEBI"). There can be no assurances that the Indian regulatory authorities will continue to grant such qualifications, and the loss of such qualifications could adversely impact the ability of the Fund to make investments in India.

If additional policy announcements or regulations in India are made, including potential policies with retroactive effect, which require changes in the structure or operations of the Fund, these may adversely impact the performance of the Fund.

Investment and Repatriation Restrictions. The Reserve Bank of India (the "RBI"), the Indian counterpart of the Federal Reserve Bank in the United States, imposes certain limits on the foreign ownership of Indian securities. In general, the aggregate ownership by an FII/sub-account/FPI is limited to 24% of the outstanding voting securities of an Indian issuer. This limit can be further extended to the applicable foreign investment limit in a specific sector if the shareholders of a company pass a special resolution to that effect. The aggregate holding of a single FII/Sub-account/FPI, whether directly or through offshore derivative investments ("ODIs") or a combination thereof, must be less than 10% of the total paid-up equity capital of an Indian company. The SEBI, the Indian counterpart of the Securities and Exchange Commission ("SEC") in the United States, monitors foreign holdings and periodically announces current foreign ownership limitations and changes to such limits. These restrictions and/or controls may at times limit or prevent foreign investment in securities of issuers located or operating in India and may inhibit the Fund's ability to track the Generic Drugs Index.

In the case of an ultimate beneficial owner who has direct or indirect common shareholding/ beneficial ownership/beneficial interest, of more than 50% in an FPI and an ODI subscriber entity or two or more ODI subscribers,

the participation through ODIs would be aggregated with the direct holding of FPIs or the other concerned ODI subscribers while determining whether the above investment cap in an Indian company has been triggered.

Currency Fluctuation and Conversion Risk. The income received by the Fund with respect to its investments in equity securities of Indian issuers will be principally in Indian rupees. The Fund's exposure to the Indian rupee and changes in the value of the Indian rupee versus the U.S. dollar may result in reduced returns for the Fund. Moreover, the Fund may incur costs in connection with conversions between U.S. dollars and Indian rupees.

Special Risk Considerations of Investing in Taiwanese Issuers. (VanEck Vectors Semiconductor ETF only.) Investments in securities of Taiwanese issuers involve risks that are specific to Taiwan, including legal, regulatory, political, currency and economic risks. Specifically, Taiwan's geographic proximity and history of political contention with China have resulted in ongoing tensions between the two countries. These tensions may materially affect the Taiwanese economy and its securities market. Taiwan's economy is export-oriented, so it depends on an open world trade regime and remains vulnerable to fluctuations in the world economy.

Equity Securities Risk. The value of the equity securities held by a Fund may fall due to general market and economic conditions, perceptions regarding the markets in which the issuers of securities held by a Fund participate, or factors relating to specific issuers in which a Fund invests. For example, an adverse event, such as an unfavorable earnings report, may result in a decline in the value of equity securities of an issuer held by a Fund; the price of the equity securities of an issuer may be particularly sensitive to general movements in the securities markets; or a drop in the securities markets may depress the price of most or all of the equities securities held by a Fund. In addition, the equity securities of an issuer in a Fund's portfolio may decline in price if the issuer fails to make anticipated dividend payments. Equity securities are subordinated to preferred securities and debt in a company's capital structure with respect to priority in right to a share of corporate income, and therefore will be subject to greater dividend risk than preferred securities or debt instruments. In addition, while broad market measures of equity securities have historically generated higher average returns than fixed income securities, equity securities have generally also experienced significantly more volatility in those returns, although under certain market conditions fixed income securities may have comparable or greater price volatility. A change in the financial condition, market perception or the credit rating of an issuer of securities included in a Fund's Index may cause the value of its securities to decline.

Market Risk. The prices of the securities in each Fund are subject to the risks associated with investing in the securities market, including general economic conditions and sudden and unpredictable drops in value. Overall securities values could decline generally or could underperform other investments. An investment in a Fund may lose money.

Operational Risk. A Fund is exposed to operational risk arising from a number of factors, including, but not limited to, human error, processing and communication errors, errors of a Fund's service providers, counterparties or other third parties, failed or inadequate processes and technology or system failures.

Index Tracking Risk. A Fund's return may not match the return of its Index for a number of reasons. For example, a Fund incurs a number of operating expenses, including taxes, not applicable to its Index and incurs costs associated with buying and selling securities, especially when rebalancing the Fund's securities holdings to reflect changes in the composition of its Index or (to the extent a Fund effects creations and redemptions for cash) raising cash to meet redemptions or deploying cash in connection with newly created Creation Units, which are not factored into the return of its Index. Transaction costs, including brokerage costs, will decrease a Fund's NAV to the extent not offset by the transaction fee payable by an AP. Market disruptions and regulatory restrictions could have an adverse effect on a Fund's ability to adjust its exposure to the required levels in order to track its Index. There is no assurance that an Index Provider (defined herein) or any agents that may act on its behalf will compile the Fund's Index accurately, or that the Index will be determined, composed or calculated accurately. Errors in respect of the quality, accuracy and completeness of the data used to compile an Index may occur from time to time and may not be identified and corrected by an Index Provider for a period of time or at all, particularly where the indices are less commonly used as benchmarks by funds or managers. Therefore, gains, losses or costs associated with errors of an Index Provider or its agents will generally be borne by the applicable Fund and its shareholders. For example, during a period where a Fund's Index contains incorrect constituents, the Fund would have market exposure to such constituents and would be underexposed to the Index's other constituents. Such errors may negatively or positively impact the Fund and its shareholders. Any gains due to an Index Provider's or others' errors will be kept by the Funds and its shareholders and any losses resulting from the Index Provider's or others' errors will be borne by the applicable Fund and its shareholders. A Fund may not be fully invested at times either as a result of cash flows into the Fund (if the Fund effects creations and redemptions for cash) or reserves of cash held by the Fund to pay expenses or meet redemptions. In addition, a Fund may not invest in certain securities and/or other assets included in its Index, or invest in them in the exact proportions in which they are represented its Index, due to legal restrictions or limitations imposed by the governments of certain countries, certain Exchange listing standards, a lack of liquidity on stock exchanges in which such securities trade, potential adverse tax consequences or other regulatory reasons (such as diversification requirements). Moreover, a Fund may be

delayed in purchasing or selling securities included in its Index. A Fund may encounter issues with regard to currency convertibility (including the cost of borrowing funds, if any) or repatriation, which may also increase the index tracking risk. Certain Funds may also need to rely on borrowings to meet redemptions, which may lead to increased expenses. For tax efficiency purposes, a Fund may sell certain securities, and such sale may cause a Fund to realize a loss and deviate from the performance of its Index. Certain Funds may accept cash in connection with a purchase of Creation Units or effect their redemptions in cash rather than in-kind and, as a result, a Fund's ability to match the return of its Index will be affected.

Certain Funds may fair value certain of the foreign securities and/or underlying currencies or other assets they hold, except those securities primarily traded on exchanges that close at the same time the Fund calculates its NAV. To the extent a Fund calculates its NAV based on fair value prices and the value of its Index is based on securities' closing prices on local foreign markets (*i.e.*, the value of its Index is not based on fair value prices) or if the Fund otherwise calculates its NAV based on prices that differ from those used in calculating its respective benchmark index (each, a "respective Index"), the Fund's ability to track its Index may be adversely affected. The need to comply with the tax diversification and other requirements of the Internal Revenue Code may also impact the Fund's ability to replicate the performance of its Index. In addition, if a Fund utilizes depositary receipts and other derivative instruments that are not included in a Fund's Index, its return may not correlate as well with the return of its Index as would be the case if the Fund purchased all the securities in its Index directly. Actions taken in response to proposed corporate actions could result in increased tracking error. In light of the factors discussed above, a Fund's return may deviate significantly from the return of its Index.

Index tracking risk may be heightened during times of increased market volatility or other unusual market conditions. Changes to the composition of a Fund's Index in connection with a rebalancing or reconstitution of the Index may cause the Fund to experience increased volatility, during which time the Fund's index tracking risk may be heightened.

Passive Management Risk. Unlike many investment companies, the Funds are not "actively" managed. Therefore, unless a specific security is removed from its Index, a Fund generally would not sell a security because the security's issuer is in financial trouble. If a specific security is removed from a Fund's Index, the Fund may be forced to sell such security at an inopportune time or for prices other than at current market values. An investment in a Fund involves risks similar to those of investing in any Fund that invests in equity securities traded on an exchange, such as market fluctuations caused by such factors as economic and political developments, changes in interest rates and perceived trends in security prices. Each Fund's Index may not contain the appropriate or a diversified mix of securities for any particular economic cycle. The timing of changes in the securities of a Fund's portfolio in seeking to replicate its Index could have a negative effect on the Fund. Unlike with an actively managed fund, the Adviser does not use techniques or defensive strategies designed to lessen the effects of market volatility or to reduce the impact of periods of market decline. This means that, based on market and economic conditions, a Fund's performance could be lower than funds that may actively shift their portfolio assets to take advantage of market opportunities or to lessen the impact of a market decline or a decline in the value of one or more issuers.

Authorized Participant Concentration Risk. A Fund may have a limited number of financial institutions that act as APs, none of which are obligated to engage in creation and/or redemption transactions. To the extent that those APs exit the business, or are unable to or choose not to process creation and/or redemption orders, and no other AP is able to step forward to create and redeem, there may be a significantly diminished trading market for Shares or Shares may trade like closed-end funds at a discount (or premium) to NAV and possibly face trading halts and/or de-listing. The AP concentration risk may be heightened in scenarios where APs have limited or diminished access to the capital required to post collateral.

Absence of Prior Active Market. (VanEck Vectors Video Gaming and eSports ETF only.) The Fund is a newly organized series of an investment company and thus has no operating history. While the Fund's Shares are listed on an Exchange, there can be no assurance that active trading markets for the Shares will develop or be maintained, especially for recently organized funds. Further, secondary markets may be subject to irregular trading activity, wide bid/ask spreads and extended trade settlement periods, which could cause a material deviation in the Fund's NAV. Van Eck Securities Corporation, the distributor of the Shares (the "Distributor"), does not maintain a secondary market in the Shares. Investors purchasing and selling Shares in the secondary market may not experience investment results consistent with those experienced by those APs creating and redeeming directly with the Fund.

Decisions by market makers or APs to reduce their role or "step away" from these activities in times of market stress could inhibit the effectiveness of the arbitrage process in maintaining the relationship between the underlying value of the Fund's portfolio securities and the Fund's market price. This reduced effectiveness could result in Fund Shares trading at a price which differs materially from NAV and also in greater than normal intraday bid/ask spreads for Fund Shares.

No Guarantee of Active Trading Market. While Shares are listed on an Exchange, there can be no assurance that an active trading market for the Shares will be maintained. Further, secondary markets may be subject to irregular trading activity, wide bid/ask spreads and extended trade settlement periods in times of market stress because market makers and APs may step

away from making a market in the Shares and in executing creation and redemption orders, which could cause a material deviation in a Fund's market price from its NAV. The Distributor does not maintain a secondary market in the Shares. Investors purchasing and selling shares in the secondary market may not experience investment results consistent with those experienced by those APs creating and redeeming directly with a Fund.

Decisions by market makers or APs to reduce their role or "step away" from these activities in times of market stress could inhibit the effectiveness of the arbitrage process in maintaining the relationship between the underlying value of a Fund's portfolio securities and the Fund's market price. This reduced effectiveness could result in Fund Shares trading at a price which differs materially from NAV and also in greater than normal intraday bid/ask spreads for Fund Shares.

Trading Issues. Trading in Shares on an Exchange may be halted due to market conditions or for reasons that, in the view of the Exchange, make trading in Shares inadvisable. In addition, trading in Shares on an Exchange is subject to trading halts caused by extraordinary market volatility pursuant to the relevant Exchange's "circuit breaker" rules. If a trading halt or unanticipated early close of an Exchange occurs, a shareholder may be unable to purchase or sell shares of a Fund. There can be no assurance that the requirements of an Exchange necessary to maintain the listing of a Fund will continue to be met or will remain unchanged.

Shareholder Risk. Certain shareholders, including other funds advised by the Adviser, may from time to time own a substantial amount of the Funds' Shares. In addition, a third party investor, the Adviser or an affiliate of the Adviser, an AP, a market maker, or another entity may invest in a Fund and hold its investment for a limited period of time. There can be no assurance that any large shareholder would not redeem its investment. Redemptions by shareholders could have a negative impact on a Fund. In addition, transactions by large shareholders may account for a large percentage of the trading volume on an Exchange, as applicable and may, therefore, have a material effect on the market price of the Shares.

Fund Shares Trading, Premium/Discount Risk and Liquidity of Fund Shares. Disruptions to creations and redemptions, the existence of market volatility or potential lack of an active trading market for Shares (including through a trading halt), as well as other factors, may result in Shares trading at a significant premium or discount to NAV or to the intraday value of a Fund's holdings. The NAV of the Shares will fluctuate with changes in the market value of a Fund's securities holdings. The market price of Shares will fluctuate, in some cases materially, in accordance with changes in NAV and the intraday value of a Fund's holdings, as well as supply and demand on an Exchange. The Adviser cannot predict whether Shares will trade below, at or above their NAV. Given the fact that Shares can be created and redeemed by APs in Creation Units, the Adviser believes that large discounts or premiums to the NAV of Shares should not be sustained in the long-term. While the creation/redemption feature is designed to make it likely that Shares normally will trade close to the value of a Fund's holdings, market prices are not expected to correlate exactly to a Fund's NAV due to timing reasons, supply and demand imbalances and other factors. The price differences may be due, in large part, to the fact that supply and demand forces at work in the secondary trading market for Shares may be closely related to, but not necessarily identical to, the same forces influencing the prices of the securities of a Fund's portfolio of investments trading individually or in the aggregate at any point in time. If a shareholder purchases Shares at a time when the market price is at a premium to the NAV or sells Shares at a time when the market price is at a discount to the NAV, the shareholder may pay significantly more or receive significantly less than the underlying value of the Shares that were bought or sold or the shareholder may be unable to sell his or her Shares. Any of these factors, discussed above and further below, may lead to the Shares trading at a premium or discount to a Fund's NAV. In addition, because certain of a Fund's underlying securities trade on exchanges that are closed when the an Exchange (*i.e.*, the exchange that Shares of the Fund trade on) is open, there are likely to be deviations between the expected value of an underlying security and the closing security's price (*i.e.*, the last quote from its closed foreign market) resulting in premiums or discounts to NAV that may be greater than those experienced by other ETFs. In addition, the securities held by a Fund may be traded in markets that close at a different time than an Exchange. Liquidity in those securities may be reduced after the applicable closing times. Accordingly, during the time when an Exchange is open but after the applicable market closing, fixing or settlement times, bid/ask spreads and the resulting premium or discount to the Shares' NAV may widen. Additionally, in stressed market conditions, the market for a Fund's Shares may become less liquid in response to deteriorating liquidity in the markets for the Fund's underlying portfolio holdings. There are various methods by which investors can purchase and sell Shares. Investors should consult their financial intermediaries before purchasing or selling Shares of the Funds.

When you buy or sell Shares of a Fund through a broker, you will likely incur a brokerage commission or other charges imposed by brokers. In addition, the market price of Shares, like the price of any exchange-traded security, includes a bid/ask spread charged by the market makers or other participants that trade the particular security. The spread of a Fund's Shares varies over time based on a Fund's trading volume and market liquidity and may increase if a Fund's trading volume, the spread of a Fund's underlying securities, or market liquidity decrease. In times of severe market disruption, including when trading of a Fund's holdings may be halted, the bid/ask spread may increase significantly. This means that Shares may trade at a discount to a Fund's NAV, and the discount is likely to be greatest during significant market volatility.

Non-Diversified Risk. Each Fund is a separate investment portfolio of VanEck Vectors ETF Trust (the “Trust”), which is an open-end investment company registered under the 1940 Act. Each Fund is classified as a “non-diversified” fund under the 1940 Act. As a result, each Fund is subject to the risk that it will be more volatile than a diversified fund because the Fund may invest its assets in a smaller number of issuers or may invest a larger proportion of its assets in a single issuer. Moreover, the gains and losses on a single investment may have a greater impact on a Fund’s NAV and may make the Fund more volatile than more diversified funds. Certain Funds may be particularly vulnerable to this risk because their respective Index is comprised of securities of a limited number of companies.

Concentration Risk. A Fund’s assets may be concentrated in a particular sector or sectors or industry or group of industries to the extent that its respective Index concentrates in a particular sector or sectors or industry or group of industries. The securities of many or all of the companies in the same sector or industry may decline in value due to developments adversely affecting such sector or industry. By concentrating its assets in a particular sector or sectors or industry or group of industries, a Fund is subject to the risk that economic, political or other conditions that have a negative effect on those sectors and/or industry or groups of industries may negatively impact the Fund to a greater extent than if the Fund’s assets were invested in a wider variety of sectors or industries.

ADDITIONAL NON-PRINCIPAL INVESTMENT STRATEGIES

Each Fund may invest in securities not included in its respective Index, money market instruments, including repurchase agreements or other funds which invest exclusively in money market instruments, convertible securities, structured notes (notes on which the amount of principal repayment and interest payments are based on the movement of one or more specified factors, such as the movement of a particular stock or stock index) and/or certain derivatives, which the Adviser believes will help a Fund track its Index. Depositary receipts not included in a Fund’s Index may be used by a Fund in seeking performance that corresponds to its respective Index and in managing cash flows, and may count towards compliance with the Fund’s 80% policy. Each Fund may also invest, to the extent permitted by the 1940 Act, in other affiliated and unaffiliated funds, such as open-end or closed-end management investment companies, including other ETFs. None of the Funds employs a temporary defensive strategy to protect against potential stock market declines.

BORROWING MONEY

Each Fund may borrow money from a bank up to a limit of one-third of the market value of its assets. Each Fund has entered or intends to enter into a credit facility to borrow money for temporary, emergency or other purposes, including the funding of shareholder redemption requests, trade settlements and as necessary to distribute to shareholders any income required to maintain such Fund’s status as a regulated investment company. To the extent that a Fund borrows money, it may be leveraged; at such times, the Fund will appreciate or depreciate in value more rapidly than its Index. Leverage generally has the effect of increasing the amount of loss or gain a Fund might realize, and may increase volatility in the value of a Fund’s investments.

LENDING PORTFOLIO SECURITIES

Each Fund may lend its portfolio securities to brokers, dealers and other financial institutions desiring to borrow securities to complete transactions and for other purposes. In connection with such loans, a Fund receives cash, U.S. government securities and stand-by letters of credit not issued by the Funds’ bank lending agent equal to at least 102% of the value of the portfolio securities being loaned. This collateral is marked-to-market on a daily basis. Although a Fund will receive collateral in connection with all loans of its securities holdings, the Fund would be exposed to a risk of loss should a borrower fail to return the borrowed securities (*e.g.*, the Fund would have to buy replacement securities and the loaned securities may have appreciated beyond the value of the collateral held by the Fund) or become insolvent. A Fund may pay fees to the party arranging the loan of securities. In addition, a Fund will bear the risk that it may lose money because the borrower of the loaned securities fails to return the securities in a timely manner or at all. A Fund could also lose money in the event of a decline in the value of any cash collateral or in the value of the investments made with the cash collateral. These events could trigger adverse tax consequences for a Fund. Substitute payments for dividends received by a Fund for securities loaned out by the Fund will not be considered qualified dividend income.

ADDITIONAL NON-PRINCIPAL RISKS

Risk of Investing in Derivatives. Derivatives are financial instruments whose values are based on the value of one or more reference assets or indicators, such as a security, currency, interest rate, or index. A Fund’s use of derivatives involves risks different from, and possibly greater than, the risks associated with investing directly in securities and other more traditional investments. Moreover, although the value of a derivative is based on an underlying asset or indicator, a derivative typically does not carry the same rights as would be the case if a Fund invested directly in the underlying securities, currencies or other assets.

ADDITIONAL INFORMATION ABOUT THE FUNDS' INVESTMENT STRATEGIES AND RISKS (continued)

Derivatives are subject to a number of risks, such as potential changes in value in response to market developments or, in the case of “over-the-counter” derivatives, as a result of a counterparty’s credit quality and the risk that a derivative transaction may not have the effect the Adviser anticipated. Derivatives also involve the risk of mispricing or improper valuation and the risk that changes in the value of a derivative may not achieve the desired correlation with the underlying asset or indicator. Derivative transactions can create investment leverage and may be highly volatile, and a Fund could lose more than the amount it invests. The use of derivatives may increase the amount and affect the timing and character of taxes payable by shareholders of a Fund.

Many derivative transactions are entered into “over-the-counter” without a central clearinghouse; as a result, the value of such a derivative transaction will depend on, among other factors, the ability and the willingness of a Fund’s counterparty to perform its obligations under the transaction. If a counterparty were to default on its obligations, a Fund’s contractual remedies against such counterparty may be subject to bankruptcy and insolvency laws, which could affect the Fund’s rights as a creditor (e.g., the Fund may not receive the net amount of payments that it is contractually entitled to receive). A liquid secondary market may not always exist for a Fund’s derivative positions at any time, and a Fund may not be able to initiate or liquidate a swap position at an advantageous time or price, which may result in significant losses.

In December 2015, the SEC proposed new regulations applicable to an ETF’s use of derivatives. If adopted as proposed, these regulations could potentially limit or impact a Fund’s ability to invest in derivatives and negatively affect a Fund’s performance and ability to pursue its stated investment objectives.

Leverage Risk. To the extent that a Fund borrows money or utilizes certain derivatives, it may be leveraged. Leveraging generally exaggerates the effect on NAV of any increase or decrease in the market value of a Fund’s portfolio securities. To manage the risk associated with leveraging, each Fund may segregate liquid assets, or otherwise “cover” its derivatives position in a manner consistent with the 1940 Act and the rules and SEC interpretations thereunder. Each Fund may modify its asset segregation policies at any time to comply with any changes in the SEC’s positions regarding asset segregation.

TAX ADVANTAGED PRODUCT STRUCTURE

Unlike many conventional mutual funds which are only bought and sold at closing NAVs, the Shares of the Funds have been designed to be tradable in a secondary market on an intra-day basis and to be created and redeemed principally in-kind, except VanEck Vectors Gaming ETF, VanEck Vectors Generic Drugs ETF and VanEck Vectors Video Gaming and eSports ETF, whose Shares are created and redeemed partially for cash, in Creation Units at each day’s market close. These in-kind arrangements are designed to mitigate the adverse effects on a Fund’s portfolio that could arise from frequent cash purchase and redemption transactions that affect the NAV of a Fund. Moreover, in contrast to conventional mutual funds, where frequent redemptions can have an adverse tax impact on taxable shareholders because of the need to sell portfolio securities which, in turn, may generate taxable gain, the in-kind redemption mechanism of the Funds, to the extent used, generally is not expected to lead to a tax event for shareholders whose Shares are not being redeemed.

PORTFOLIO HOLDINGS

A description of each Fund’s policies and procedures with respect to the disclosure of the Fund’s portfolio securities is available in the Fund’s SAI.

MANAGEMENT OF THE FUNDS

Board of Trustees. The Board of Trustees of the Trust has responsibility for the general oversight of the management of the Funds, including general supervision of the Adviser and other service providers, but is not involved in the day-to-day management of the Trust. A list of the Trustees and the Trust officers, and their present positions and principal occupations, is provided in the Funds’ SAI.

Investment Adviser. Under the terms of an Investment Management Agreement between the Trust and Van Eck Associates Corporation with respect to each Fund (the “Investment Management Agreement”), Van Eck Associates Corporation serves as

the adviser to each Fund and, subject to the supervision of the Board of Trustees, is responsible for the day-to-day investment management of the Funds. As of December 31, 2018, the Adviser managed approximately \$44.3 billion in assets. The Adviser has been an investment adviser since 1955 and also acts as adviser or sub-adviser to mutual funds, other ETFs, other pooled investment vehicles and separate accounts. The Adviser's principal business address is 666 Third Avenue, 9th Floor, New York, New York 10017. A discussion regarding the Board of Trustees' approval of the Investment Management Agreement is available in the Trust's annual report for the period ended September 30, 2018.

For the services provided to each Fund under the Investment Management Agreement, each Fund pays the Adviser monthly fees based on a percentage of each Fund's average daily net assets at the annual rate of 0.35% (with respect to VanEck Vectors Biotech ETF, VanEck Vectors Pharmaceutical ETF, VanEck Vectors Retail ETF and VanEck Vectors Semiconductor ETF), 0.50% (with respect to VanEck Vectors Environmental Services ETF, VanEck Vectors Gaming ETF, VanEck Vectors Generic Drugs ETF and VanEck Vectors Video Gaming and eSports ETF). From time to time, the Adviser may waive all or a portion of its fee. Until at least February 1, 2020, the Adviser has agreed to waive fees and/or pay Fund expenses to the extent necessary to prevent the operating expenses of each Fund (excluding acquired fund fees and expenses, interest expense, trading expenses, taxes and extraordinary expenses) from exceeding 0.35% (with respect to VanEck Vectors Biotech ETF, VanEck Vectors Pharmaceutical ETF, VanEck Vectors Retail ETF and VanEck Vectors Semiconductor ETF), 0.55% (with respect to VanEck Vectors Environmental Services ETF, VanEck Vectors Generic Drugs ETF and VanEck Vectors Video Gaming and eSports ETF) and 0.65% (with respect to VanEck Vectors Gaming ETF) of its average daily net assets per year.

Each Fund is responsible for all of its expenses, including the investment advisory fees, costs of transfer agency, custody, legal, audit and other services, interest, taxes, any distribution fees or expenses, offering fees or expenses and extraordinary expenses.

Manager of Managers Structure. With respect to VanEck Vectors Generic Drugs ETF and VanEck Vectors Video Gaming and eSports ETF, the Adviser and the Trust may rely on an exemptive order (the "Order") from the SEC that permits the Adviser to enter into investment sub-advisory agreements with unaffiliated sub-advisers without obtaining shareholder approval. The Adviser, subject to the review and approval of the Board of Trustees, may select one or more sub-advisers for the Fund and supervise, monitor and evaluate the performance of each sub-adviser.

The Order also permits the Adviser, subject to the approval of the Board of Trustees, to replace sub-advisers and amend investment sub-advisory agreements, including applicable fee arrangements, without shareholder approval whenever the Adviser and the Board of Trustees believe such action will benefit the Fund and its shareholders. The Adviser thus would have the responsibility (subject to the oversight of the Board of Trustees) to recommend the hiring and replacement of sub-advisers as well as the discretion to terminate any sub-adviser and reallocate the Fund's assets for management among any other sub-adviser(s) and itself. This means that the Adviser would be able to reduce the sub-advisory fees and retain a larger portion of the management fee, or increase the sub-advisory fees and retain a smaller portion of the management fee. The Adviser would compensate each sub-adviser out of its management fee.

Administrator, Custodian and Transfer Agent. Van Eck Associates Corporation is the administrator for the Funds (the "Administrator"), and The Bank of New York Mellon is the custodian of the Funds' assets and provides transfer agency and fund accounting services to the Funds. The Administrator is responsible for certain clerical, recordkeeping and/or bookkeeping services which are required to be provided pursuant to the Investment Management Agreement.

Distributor. Van Eck Securities Corporation is the distributor of the Shares. The Distributor will not distribute Shares in less than Creation Units, and does not maintain a secondary market in the Shares. The Shares are traded in the secondary market.

PORTFOLIO MANAGERS

The portfolio managers who currently share joint responsibility for the day-to-day management of each Fund's portfolio are Peter H. Liao, CFA and Guo Hua (Jason) Jin. Mr. Liao has been employed by the Adviser as an analyst since the summer of 2004 and has been a portfolio manager since 2006. Mr. Liao graduated from New York University in 2004 with a Bachelor of Arts in Economics and Mathematics. Mr. Jin has been employed by the Adviser as an analyst since January 2007 and has been a portfolio manager since 2018. Mr. Jin graduated from the State University of New York at Buffalo in 2004 with a Bachelor of Science degree in Business Administration with a concentration in Financial Analysis. Messrs. Liao and Jin also serve as portfolio managers for certain other investment companies and pooled investment vehicles advised by the Adviser. See the Funds' SAI for additional information about the portfolio managers' compensation, other accounts managed by the portfolio managers and their respective ownership of Shares.

DETERMINATION OF NAV

The NAV per Share for each Fund is computed by dividing the value of the net assets of the Fund (*i.e.*, the value of its total assets less total liabilities) by the total number of Shares outstanding. Expenses and fees, including the management fee, are accrued daily and taken into account for purposes of determining NAV. The NAV of each Fund is determined each business day as of the close of trading (ordinarily 4:00 p.m., Eastern time) on the relevant Exchange.

The values of each Fund's portfolio securities are based on the securities' closing prices on the markets on which the securities trade, when available. Due to the time differences between the United States and certain countries in which certain Funds invest, securities on these exchanges may not trade at times when Shares of the Fund will trade. In the absence of a last reported sales price, or if no sales were reported, and for other assets for which market quotes are not readily available, values may be based on quotes obtained from a quotation reporting system, established market makers or by an outside independent pricing service. Debt instruments with remaining maturities of more than 60 days are valued at the evaluated mean price provided by an outside independent pricing service. If an outside independent pricing service is unable to provide a valuation, the instrument is valued at the mean of the highest bid and the lowest asked quotes obtained from one or more brokers or dealers selected by the Adviser. Prices obtained by an outside independent pricing service may use information provided by market makers or estimates of market values obtained from yield data related to investments or securities with similar characteristics and may use a computerized grid matrix of securities and its evaluations in determining what it believes is the fair value of the portfolio securities. Short-term debt instruments having a maturity of 60 days or less are valued at amortized cost. Any assets or liabilities denominated in currencies other than the U.S. dollar are converted into U.S. dollars at the current market rates on the date of valuation as quoted by one or more sources. If a market quotation for a security or other asset is not readily available or the Adviser believes it does not otherwise accurately reflect the market value of the security or asset at the time a Fund calculates its NAV, the security or asset will be fair valued by the Adviser in accordance with the Trust's valuation policies and procedures approved by the Board of Trustees. Each Fund may also use fair value pricing in a variety of circumstances, including but not limited to, situations when the value of a security in the Fund's portfolio has been materially affected by events occurring after the close of the market on which the security is principally traded (such as a corporate action or other news that may materially affect the price of a security) or trading in a security has been suspended or halted. In addition, each Fund that holds foreign equity securities currently expects that it will fair value certain of the foreign equity securities held by the Fund each day the Fund calculates its NAV, except those securities principally traded on exchanges that close at the same time the Fund calculates its NAV.

Accordingly, a Fund's NAV may reflect certain portfolio securities' fair values rather than their market prices at the time the exchanges on which they principally trade close. Fair value pricing involves subjective judgments and it is possible that a fair value determination for a security or other asset is materially different than the value that could be realized upon the sale of such security or asset. In addition, fair value pricing could result in a difference between the prices used to calculate a Fund's NAV and the prices used by such Fund's Index. This may adversely affect a Fund's ability to track its Index. With respect to securities that are principally traded on foreign exchanges, the value of a Fund's portfolio securities may change on days when you will not be able to purchase or sell your Shares.

INTRADAY VALUE

The trading prices of the Funds' Shares in the secondary market generally differ from the Funds' daily NAV and are affected by market forces such as the supply of and demand for Fund Shares and underlying securities held by each Fund, economic conditions and other factors. Information regarding the intraday value of the Funds' Shares ("IIV") is disseminated every 15 seconds throughout each trading day by an Exchange or by market data vendors or other information providers. The IIV is based on the current market value of the securities and/or cash required to be deposited in exchange for a Creation Unit. The IIV does not necessarily reflect the precise composition of the current portfolio of securities held by each Fund at a particular point in time or the best possible valuation of the current portfolio. Therefore, the IIV should not be viewed as a "real-time" update of the Funds' NAV, which is computed only once a day. The IIV is generally determined by using current market quotations and/or price quotations obtained from broker-dealers and other market intermediaries that may trade in the portfolio securities held by each Fund and valuations based on current market rates. The quotations and/or valuations of certain Fund holdings may not be updated during U.S. trading hours if such holdings do not trade in the United States. Each Fund is not involved in, or responsible for, the calculation or dissemination of the IIV and makes no warranty as to its accuracy.

RULE 144A AND OTHER UNREGISTERED SECURITIES

An AP (*i.e.*, a person eligible to place orders with the Distributor to create or redeem Creation Units of a Fund) that is not a "qualified institutional buyer," as such term is defined under Rule 144A of the Securities Act of 1933, as amended ("Securities Act"), will not be able to receive, as part of a redemption, restricted securities eligible for resale under Rule 144A or other unregistered securities.

BUYING AND SELLING EXCHANGE-TRADED SHARES

The Shares of the Funds are listed on an Exchange. If you buy or sell Shares in the secondary market, you will incur customary brokerage commissions and charges and may pay some or all of the “spread,” which is any difference between the bid price and the ask price. The spread varies over time for a Fund’s Shares based on the Fund’s trading volume and market liquidity, and is generally lower if the Funds have high trading volume and market liquidity, and generally higher if the Funds have little trading volume and market liquidity (which is often the case for funds that are newly launched or small in size). In times of severe market disruption or low trading volume in a Fund’s Shares, this spread can increase significantly. It is anticipated that the Shares will trade in the secondary market at prices that may differ to varying degrees from the NAV of the Shares. During periods of disruptions to creations and redemptions or the existence of extreme market volatility, the market prices of Shares are more likely to differ significantly from the Shares’ NAV.

The Depository Trust Company (“DTC”) serves as securities depository for the Shares. (The Shares may be held only in book-entry form; stock certificates will not be issued.) DTC, or its nominee, is the record or registered owner of all outstanding Shares. Beneficial ownership of Shares will be shown on the records of DTC or its participants (described below). Beneficial owners of Shares are not entitled to have Shares registered in their names, will not receive or be entitled to receive physical delivery of certificates in definitive form and are not considered the registered holder thereof. Accordingly, to exercise any rights of a holder of Shares, each beneficial owner must rely on the procedures of: (i) DTC; (ii) “DTC Participants,” *i.e.*, securities brokers and dealers, banks, trust companies, clearing corporations and certain other organizations, some of whom (and/or their representatives) own DTC; and (iii) “Indirect Participants,” *i.e.*, brokers, dealers, banks and trust companies that clear through or maintain a custodial relationship with a DTC Participant, either directly or indirectly, through which such beneficial owner holds its interests. The Trust understands that under existing industry practice, in the event the Trust requests any action of holders of Shares, or a beneficial owner desires to take any action that DTC, as the record owner of all outstanding Shares, is entitled to take, DTC would authorize the DTC Participants to take such action and that the DTC Participants would authorize the Indirect Participants and beneficial owners acting through such DTC Participants to take such action and would otherwise act upon the instructions of beneficial owners owning through them. As described above, the Trust recognizes DTC or its nominee as the owner of all Shares for all purposes. For more information, see the section entitled “Book Entry Only System” in the Funds’ SAI.

Each Exchange is open for trading Monday through Friday and is closed on weekends and the following holidays: New Year’s Day, Martin Luther King, Jr. Day, Presidents’ Day, Good Friday, Memorial Day, Independence Day, Labor Day, Thanksgiving Day and Christmas Day. Because non-U.S. exchanges may be open on days when a Fund does not price its Shares, the value of the securities in the Fund’s portfolio may change on days when shareholders will not be able to purchase or sell a Fund’s Shares.

The right of redemption by an AP may be suspended or the date of payment postponed (1) for any period during which the an Exchange is closed (other than customary weekend and holiday closings); (2) for any period during which trading on the an Exchange is suspended or restricted; (3) for any period during which an emergency exists as a result of which disposal of the Shares of a Fund or determination of its NAV is not reasonably practicable; or (4) in such other circumstance as is permitted by the SEC.

Market Timing and Related Matters. The Funds impose no restrictions on the frequency of purchases and redemptions. Frequent purchases and redemptions of Fund Shares may attempt to take advantage of a potential arbitrage opportunity presented by a lag between a change in the value of a Fund’s portfolio securities after the close of the primary markets for a Fund’s portfolio securities and the reflection of that change in a Fund’s NAV (“market timing”). The Board of Trustees considered the nature of each Fund (*i.e.*, a fund whose Shares are expected to trade intraday), that the Adviser monitors the trading activity of APs for patterns of abusive trading, that the Funds reserve the right to reject orders that may be disruptive to the management of or otherwise not in the Funds’ best interests, and that each Fund may fair value certain of its securities. Given this structure, the Board of Trustees determined that it is not necessary to impose restrictions on the frequency of purchases and redemptions for the Funds at the present time.

DISTRIBUTIONS

Net Investment Income and Capital Gains. As a shareholder of a Fund, you are entitled to your share of such Fund’s distributions of net investment income and net realized capital gains on its investments. Each Fund pays out substantially all of its net earnings to its shareholders as “distributions.”

Each Fund typically earns income dividends from stocks and interest from debt securities. These amounts, net of expenses, are typically passed along to Fund shareholders as dividends from net investment income. The Fund realizes capital gains or losses whenever it sells securities. Net capital gains are distributed to shareholders as “capital gain distributions.” Distributions

from the Fund's net investment income, including net short-term capital gains, if any, are taxable to you as ordinary income. Any long-term capital gains distributions you receive from the Fund are taxable as long-term capital gain.

Net investment income, if any, is typically distributed to shareholders quarterly for VanEck Vectors Pharmaceutical ETF. Net investment income, if any, is typically distributed to shareholders at least annually for all other Funds while net realized capital gains, if any, are also typically distributed to shareholders at least annually. Dividends may be declared and paid more frequently to improve index tracking or to comply with the distribution requirements of the Internal Revenue Code. In addition, in situations where a Fund acquires investment securities after the beginning of a dividend period, a Fund may elect to distribute at least annually amounts representing the full dividend yield net of expenses on the underlying investment securities, as if the Fund owned the underlying investment securities for the entire dividend period. If a Fund so elects, some portion of each distribution may result in a return of capital, which, for tax purposes, is treated as a return of your investment in Shares. You will be notified regarding the portion of the distribution which represents a return of capital.

Distributions in cash may be reinvested automatically in additional Shares of a Fund only if the broker through which you purchased Shares makes such option available.

TAX INFORMATION

As with any investment, you should consider how your Fund investment will be taxed. The tax information in this Prospectus is provided as general information. You should consult your own tax professional about the tax consequences of an investment in a Fund, including the possible application of foreign, state and local taxes. Unless your investment in a Fund is through a tax-exempt entity or tax-deferred retirement account, such as a 401(k) plan, you need to be aware of the possible tax consequences when: (i) the Fund makes distributions, (ii) you sell Shares in the secondary market or (iii) you create or redeem Creation Units.

Taxes on Distributions. As noted above, each Fund expects to distribute net investment income, if any, at least annually (except for VanEck Vectors Pharmaceutical ETF, which expects to distribute net investment income, if any, at least quarterly), and any net realized long-term or short-term capital gains, if any, annually. Each Fund may also pay a special distribution at any time to comply with U.S. federal tax requirements.

In general, your distributions are subject to U.S. federal income tax when they are paid, whether you take them in cash or reinvest them in the Fund. Distributions of net investment income, including net short-term gains, if any, are generally taxable as ordinary income. Whether distributions of capital gains represent long-term or short-term capital gains is determined by how long the Fund owned the investments that generated them, rather than how long you have owned your Shares. Distributions of net short-term capital gains in excess of net long-term capital losses, if any, are generally taxable as ordinary income. Distributions of net long-term capital gains in excess of net short-term capital losses, if any, that are properly reported as capital gain dividends are generally taxable as long-term capital gains. Long-term capital gains of a non-corporate shareholder are generally taxable at a maximum rate of 15% or 20%, depending on whether the shareholder's income exceeds certain threshold amounts.

The Funds may receive dividends, the distribution of which a Fund may report as qualified dividends. In the event that a Fund receives such a dividend and reports the distribution of such dividend as a qualified dividend, the dividend may be taxed at the maximum capital gains rates of 15% or 20%, provided holding period and other requirements are met at both the shareholder and the Fund level. There can be no assurance that any significant portion of a Fund's distributions will be eligible for qualified dividend treatment.

Distributions in excess of a Fund's current and accumulated earnings and profits are treated as a tax-free return of your investment to the extent of your basis in the Shares, and generally as capital gain thereafter. A return of capital, which for tax purposes is treated as a return of your investment, reduces your basis in Shares, thus reducing any loss or increasing any gain on a subsequent taxable disposition of Shares. A distribution will reduce a Fund's NAV per Share and may be taxable to you as ordinary income or capital gain even though, from an economic standpoint, the distribution may constitute a return of capital.

Dividends, interest and gains from non-U.S. investments of a Fund may give rise to withholding and other taxes imposed by foreign countries. Tax conventions between certain countries and the United States may, in some cases, reduce or eliminate such taxes.

If more than 50% of a Fund's total assets at the end of its taxable year consist of foreign securities, the Fund may elect to "pass through" to its investors certain foreign income taxes paid by the Fund, with the result that each investor will (i) include in gross income, even though not actually received, the investor's pro rata share of the Fund's foreign income taxes, and (ii) either deduct (in calculating U.S. taxable income) or credit (in calculating U.S. federal income), subject to certain holding period and other limitations, the investor's pro rata share of the Fund's foreign income taxes. It is expected that more than

50% of VanEck Vectors Gaming ETF's, VanEck Vectors Generic Drugs ETF's and VanEck Vectors Video Gaming and eSports ETF's assets will consist of securities that are foreign-listed companies and/or foreign-domiciled companies.

Backup Withholding. Each Fund may be required to withhold a percentage of your distributions and proceeds if you have not provided a taxpayer identification number or social security number or otherwise established a basis for exemption from backup withholding. The backup withholding rate for individuals is currently 24%. This is not an additional tax and may be refunded, or credited against your U.S. federal income tax liability, provided certain required information is furnished to the Internal Revenue Service ("IRS").

Taxes on the Sale or Cash Redemption of Exchange Listed Shares. Currently, any capital gain or loss realized upon a sale of Shares is generally treated as long-term capital gain or loss if the Shares have been held for more than one year and as a short-term capital gain or loss if held for one year or less. However, any capital loss on a sale of Shares held for six months or less is treated as long-term capital loss to the extent that capital gain dividends were paid with respect to such Shares. The ability to deduct capital losses may be limited. To the extent that a Fund shareholder's Shares are redeemed for cash, this is normally treated as a sale for tax purposes.

Taxes on Creations and Redemptions of Creation Units. A person who exchanges securities for Creation Units generally will recognize a gain or loss. The gain or loss will be equal to the difference between the market value of the Creation Units at the time of exchange and the sum of the exchanger's aggregate basis in the securities surrendered and the amount of any cash paid for such Creation Units. A person who exchanges Creation Units for securities will generally recognize a gain or loss equal to the difference between the exchanger's basis in the Creation Units and the sum of the aggregate market value of the securities received. The IRS, however, may assert that a loss realized upon an exchange of primarily securities for Creation Units cannot be deducted currently under the rules governing "wash sales," or on the basis that there has been no significant change in economic position. Persons exchanging securities for Creation Units or redeeming Creation Units should consult their own tax adviser with respect to whether wash sale rules apply and when a loss might be deductible and the tax treatment of any creation or redemption transaction.

Under current U.S. federal income tax laws, any capital gain or loss realized upon a redemption (or creation) of Creation Units is generally treated as long-term capital gain or loss if the Shares (or securities surrendered) have been held for more than one year and as a short-term capital gain or loss if the Shares (or securities surrendered) have been held for one year or less.

If you create or redeem Creation Units, you will be sent a confirmation statement showing how many Shares you created or sold and at what price.

Medicare Tax. An additional 3.8% Medicare tax is imposed on certain net investment income (including ordinary dividends and capital gain distributions received from a Fund and net gains from redemptions or other taxable dispositions of Fund Shares) of U.S. individuals, estates and trusts to the extent that such person's "modified adjusted gross income" (in the case of an individual) or "adjusted gross income" (in the case of an estate or trust) exceeds certain threshold amounts.

Non-U.S. Shareholders. Dividends paid by a Fund to non-U.S. shareholders are generally subject to withholding tax at a 30% rate or a reduced rate specified by an applicable income tax treaty to the extent derived from investment income and short-term capital gains. Dividends paid by a Fund from net tax-exempt income or long-term capital gains are generally not subject to such withholding tax. Properly-reported dividends are generally exempt from U.S. federal withholding tax where they (i) are paid in respect of a Fund's "qualified net interest income" (generally, a Fund's U.S. source interest income, other than certain contingent interest and interest from obligations of a corporation or partnership in which a Fund is at least a 10% shareholder, reduced by expenses that are allocable to such income); or (ii) are paid in respect of a Fund's "qualified short-term capital gains" (generally, the excess of a Fund's net short-term capital gain over a Fund's long-term capital loss for such taxable year). However, depending on its circumstances, a Fund may report all, some or none of its potentially eligible dividends as such qualified net interest income or as qualified short-term capital gains and/or treat such dividends, in whole or in part, as ineligible for this exemption from withholding.

Any capital gain realized by a non-U.S. shareholder upon a sale of Shares of a Fund will generally not be subject to U.S. federal income or withholding tax unless (i) the gain is effectively connected with the shareholder's trade or business in the U.S., or in the case of a shareholder who is a nonresident alien individual, the shareholder is present in the U.S. for 183 days or more during the taxable year and certain other conditions are met or (ii) the Fund is or has been a U.S. real property holding corporation, as defined below, at any time within the five-year period preceding the date of disposition of the Fund's Shares or, if shorter, within the period during which the non-U.S. shareholder has held the Shares. Generally, a corporation is a U.S. real property holding corporation if the fair market value of its U.S. real property interests, as defined in the Internal Revenue Code and applicable regulations, equals or exceeds 50% of the aggregate fair market value of its worldwide real property interests and its other assets used or held for use in a trade or business. A Fund may be, or may prior to a non-U.S. shareholder's disposition of Shares become, a U.S. real property holding corporation. If a Fund is or becomes a

SHAREHOLDER INFORMATION (continued)

U.S. real property holding corporation, so long as the Fund's Shares are regularly traded on an established securities market, only a non-U.S. shareholder who holds or held (at any time during the shorter of the five year period preceding the date of disposition or the holder's holding period) more than 5% (directly or indirectly as determined under applicable attribution rules of the Internal Revenue Code) of the Fund's Shares will be subject to United States federal income tax on the disposition of Shares.

As part of the Foreign Account Tax Compliance Act, ("FATCA"), a Fund may be required to withhold 30% on certain types of U.S. sourced income (e.g., dividends, interest, and other types of passive income), and proceeds from the sale or other disposition of property producing U.S. sourced income (i) foreign financial institutions ("FFIs"), including non-U.S. investment funds, unless they agree to collect and disclose to the IRS information regarding their direct and indirect U.S. account holders and (ii) certain nonfinancial foreign entities ("NFFEs"), unless they certify certain information regarding their direct and indirect U.S. owners. To avoid possible withholding, FFIs will need to enter into agreements with the IRS which state that they will provide the IRS information, including the names, account numbers and balances, addresses and taxpayer identification numbers of U.S. account holders and comply with due diligence procedures with respect to the identification of U.S. accounts as well as agree to withhold tax on certain types of withholdable payments made to non-compliant foreign financial institutions or to applicable foreign account holders who fail to provide the required information to the IRS, or similar account information and required documentation to a local revenue authority, should an applicable intergovernmental agreement be implemented. NFFEs will need to provide certain information regarding each substantial U.S. owner or certifications of no substantial U.S. ownership, unless certain exceptions apply, or agree to provide certain information to the IRS.

While some parts of the FATCA rules have not been finalized, a Fund may be subject to the FATCA withholding obligation, and also will be required to perform due diligence reviews to classify foreign entity investors for FATCA purposes. Investors are required to agree to provide information necessary to allow a Fund to comply with the FATCA rules. If a Fund is required to withhold amounts from payments pursuant to FATCA, investors will receive distributions that are reduced by such withholding amounts.

Non-U.S. shareholders are advised to consult their tax advisors with respect to the particular tax consequences to them of an investment in the Funds, including the possible applicability of the U.S. estate tax.

The foregoing discussion summarizes some of the consequences under current U.S. federal income tax law of an investment in a Fund. It is not a substitute for personal tax advice. Consult your own tax advisor about the potential tax consequences of an investment in a Fund under all applicable tax laws. Changes in applicable tax authority could materially affect the conclusions discussed above and could adversely affect the Funds, and such changes often occur.

INDEX PROVIDERS

The Biotech Index, eSports Index, Gaming Index, Pharmaceutical Index, Retail Index and Semiconductor Index are published by MV Index Solutions GmbH ("MVIS"), which is a wholly owned subsidiary of the Adviser. The Environmental Services Index is published by ICE Data Indices, LLC ("ICE Data"). The Generic Drugs Index is published by Indxx.

MVIS, Indxx and ICE Data are referred to herein as the "Index Providers." The Index Providers do not sponsor, endorse, or promote the Funds and bear no liability with respect to the Funds or any security.

The Biotech Index is a rules based, modified capitalization weighted, float adjusted index intended to give investors a means of tracking the overall performance of companies involved in the biotech industry. Biotechnology includes research (including research contractors), development as well as production, marketing and sales of drugs based on genetic analysis and diagnostic equipment (excluding pharmacies).

To be initially eligible for the Biotech Index, (i) companies must generate at least 50% of their revenues from biotechnology (as defined above) and (ii) stocks must have a market capitalization of greater than \$150 million as of the end of the month prior to the month in which a rebalancing date occurs. The Biotech Index includes common stocks and depositary receipts of U.S.-listed companies that meet the eligibility requirements described above.

As of December 31, 2018, the Biotech Index included 25 securities of companies with a market capitalization range of between approximately \$4.7 billion and \$124 billion and a weighted average market capitalization of \$38.4 billion. These amounts are subject to change.

The Biotech Index is the exclusive property of MVIS (a wholly owned subsidiary of the Adviser), which has contracted with Solactive AG to maintain and calculate the Biotech Index. Solactive AG uses its best efforts to ensure that the Biotech Index is calculated correctly. Irrespective of its obligations towards MVIS, Solactive AG has no obligation to point out errors in the Biotech Index to third parties. VanEck Vectors Biotech ETF is not sponsored, endorsed, sold or promoted by MVIS and MVIS makes no representation regarding the advisability of investing in the VanEck Vectors Biotech ETF.

The Biotech Index is reconstituted semi-annually and rebalanced quarterly.

The Environmental Services Index is a rules based, modified equal dollar weighted index intended to give investors a means of tracking the overall performance of the common stocks and depository receipts of U.S. exchange-listed companies involved in environmental services. The Environmental Services Index is designed to measure the performance of widely held, highly capitalized companies engaged in business activities that may benefit from the global increase in demand for consumer waste disposal, removal and storage of industrial by-products, and the management of associated resources.

To be eligible for the Environmental Services Index, stocks must have a market capitalization greater than \$100 million, three-month trading price greater than \$3.00, and three-month daily average traded value greater than \$1 million. Components will be removed from the Environmental Services Index during the quarterly review, if the market capitalization falls below \$75 million or the daily average traded value fall below \$750 thousand.

As of December 31, 2018, the Environmental Services Index included 22 securities of companies with a market capitalization range of between approximately \$242.84 million and \$37.94 billion and a weighted average market capitalization of \$10.26 billion. These amounts are subject to change.

The Environmental Services Index is weighted based on the market capitalization of each of the component securities, which are applied in conjunction with the scheduled quarterly adjustments to the Environmental Services Index: (1) the top four components, ranked by market capitalization, are equally weighted to collectively represent 40% of the Environmental Services Index by weight; (2) the bottom five components, ranked by market capitalization, are equally weighted to collectively represent 10% of the Environmental Services Index by weight; and (3) the remaining components are equally weighted to collectively to represent 50% of the Environmental Services Index.

The Environmental Services Index is reviewed quarterly so that the Environmental Services Index components continue to represent the universe of companies involved in environmental services relating to consumer and industrial waste management. ICE Data may at any time and from time to time change the number of securities comprising the group by adding or deleting one or more securities, or replacing one more securities contained in the group with one or more substitute securities of its choice, if in the discretion of the ICE Data Index Committee such addition, deletion or substitution is necessary or appropriate to maintain the quality and/or character of the Environmental Services Index. Changes to the Environmental Services Index compositions and/or the component share weights in the Environmental Services Index typically take effect after the close of trading one business day prior to the last business day of each calendar quarter month in connection with the quarterly index rebalance.

The Gaming Index is a rules based, modified capitalization weighted, float adjusted index intended to give investors a means of tracking the overall performance of companies involved in the casino and gaming industry. Gaming includes casinos and casino hotels, sports betting (including internet gambling and racetracks) and lottery services as well as gaming services, gaming technology and gaming equipment.

To be initially eligible for the Gaming Index, (i) companies must generate at least 50% of their revenues from gaming (as defined above) and (ii) stocks must have a market capitalization of greater than \$150 million as of the end of the month prior to the month in which a rebalancing date occurs. The Gaming Index includes common stocks and depositary receipts of companies that meet the eligibility requirements described above.

As of December 31, 2018, the Gaming Index included 42 securities of companies with a market capitalization range of between approximately \$851 million and \$40.8 billion and a weighted average market capitalization of \$12.9 billion. These amounts are subject to change.

The Gaming Index is the exclusive property of MVIS (a wholly owned subsidiary of the Adviser), which has contracted with Solactive AG to maintain and calculate the Gaming Index. Solactive AG uses its best efforts to ensure that the Gaming Index is calculated correctly. Irrespective of its obligations towards MVIS, Solactive AG has no obligation to point out errors in the Gaming Index to third parties. VanEck Vectors Gaming ETF is not sponsored, endorsed, sold or promoted by MVIS and MVIS makes no representation regarding the advisability of investing in the VanEck Vectors Gaming ETF.

The Gaming Index is reconstituted and rebalanced quarterly.

The Generic Drugs Index is a rules based, modified capitalization weighted index. The Generic Drugs Index includes exchange-listed companies, on a global basis, that derive a significant proportion (as determined by Indxx, LLC) of their revenues (or that have the potential to derive a significant proportion of their revenues) from the generic drug industry, or that have a primary business focus on the generic drug industry. A company is deemed to derive a significant proportion of its revenue from the generic drug industry if (i), according to a public filing, it generates a majority of its revenue from the sale of generic drugs, (ii), in the absence of a revenue segment breakdown, it has stated its primary business to be the development and production of generic drugs or (iii) has a drug pipeline composed of generic drug filings. The generic drug industry, as defined by Indxx, LLC, includes any company involved in the research, development, production, manufacturing or sale of generics, supergenerics, biosimilars, biobetters or their active pharmaceutical ingredients ("APIs").

Health care equipment companies having a focus on injectable generics, biosimilars and biobetters are eligible for inclusion in the Generic Drugs Index. Companies primarily involved in API manufacturing, and contract manufacturing organization and contract research organization services are eligible for inclusion in the Generic Drugs Index. Companies focused primarily in manufacturing biotech APIs are also eligible for inclusion in the Generic Drugs Index.

To be eligible for the Generic Drugs Index, constituent stocks must have a market capitalization of greater than \$1 billion as of the last Friday in February and August. Constituent stocks whose market capitalizations fall below \$1 billion on the last Friday of February and August will no longer be eligible to remain in the Generic Drugs Index. Stocks must have an average daily trading volume of \$2 million per day over the last six months and traded on 90% of the days over the last three months as of the last Friday of February and August to be eligible for inclusion in the Generic Drugs Index.

As of December 31, 2018, the Generic Drugs Index included 39 securities of companies with a minimum market capitalization of \$1.64 billion and a weighted average market capitalization of \$14.34 billion. These amounts are subject to change. The Generic Drugs Index will remove from its existing portfolio any companies that are not part of the 40 largest companies (by market capitalization) eligible for inclusion in the Generic Drugs Index. These changes will occur during the semi-annual rebalancing and reconstitution process. To reduce portfolio turnover, the Generic Drugs Index employs a buffer rule under which a company that is no longer among the 40 largest companies (by market capitalization) will not be eliminated from the portfolio during the semi-annual rebalancing and reconstitution process if it remains among the 50 largest companies (by market capitalization) (a "Legacy Company"). A company that is newly among the 40 largest companies (by market capitalization) during the semi-annual rebalancing and reconstitution process will not replace the Legacy Company in the portfolio.

The Generic Drugs Index is calculated using a capitalization weighting methodology, which is modified so as to ensure compliance with the diversification requirements of Subchapter M of the Internal Revenue Code. The Generic Drugs Index is rebalanced and reconstituted semi-annually.

The Generic Drugs Index is the exclusive property of Indxx, LLC. Indxx, LLC uses its best efforts to ensure that the Generic Drugs Index is calculated correctly. Indxx, LLC has no obligation to point out errors in the Generic Drugs Index to third parties. VanEck Vectors Generic Drugs ETF is not sponsored, endorsed, sold or promoted by Indxx, LLC and Indxx, LLC makes no representation regarding the advisability of investing in VanEck Vectors Generic Drugs ETF.

The Pharmaceutical Index is a rules based, modified capitalization weighted, float adjusted index intended to give investors a means of tracking the overall performance of companies involved in the pharmaceutical industry. Pharmaceuticals include companies engaged primarily in research (including research contractors) and development as well as production, marketing and sales of pharmaceuticals (excluding pharmacies).

To be initially eligible for the Pharmaceutical Index, (i) companies must generate at least 50% of their revenues from pharmaceuticals (as defined above) and (ii) stocks must have a market capitalization of greater than \$150 million as of the end of the month prior to the month in which a rebalancing date occurs. The Pharmaceutical Index includes common stocks and depositary receipts of U.S.-listed companies that meet the eligibility requirements described above.

As of December 31, 2018, the Pharmaceutical Index included 25 securities of companies with a market capitalization range of between approximately \$425 million and \$346.1 billion and a weighted average market capitalization of \$98 billion. These amounts are subject to change.

The Pharmaceutical Index is the exclusive property of MVIS (a wholly owned subsidiary of the Adviser), which has contracted with Solactive AG to maintain and calculate the Pharmaceutical Index. Solactive AG uses its best efforts to ensure that the Pharmaceutical Index is calculated correctly. Irrespective of its obligations towards MVIS, Solactive AG has no obligation to point out errors in the Pharmaceutical Index to third parties. VanEck Vectors Pharmaceutical ETF is not sponsored, endorsed, sold or promoted by MVIS and MVIS makes no representation regarding the advisability of investing in the VanEck Vectors Pharmaceutical ETF.

The Pharmaceutical Index is reconstituted semi-annually and rebalanced quarterly.

MVIS US LISTED RETAIL 25 INDEX

The Retail Index is a rules based, modified capitalization weighted, float adjusted index intended to give investors a means of tracking the overall performance of companies involved in the retail industry. Retail includes companies engaged primarily in retail distribution; wholesalers; online, direct mail retailers; multi-line retailers; specialty retailers, such as apparel, automotive, computer and electronics, drug, home improvement and home furnishing retailers; and food and other staples retailers.

To be initially eligible for the Retail Index, (i) companies must generate at least 50% of their revenues from retail (as defined above) and (ii) stocks must have a market capitalization of greater than \$150 million as of the end of the month prior to the month in which a rebalancing date occurs. The Retail Index includes common stocks and depositary receipts of U.S.-listed companies that meet the eligibility requirements described above.

As of December 31, 2018, the Retail Index included 25 securities of companies with a market capitalization range of between approximately \$7.1 billion and \$734.4 billion and a weighted average market capitalization of \$215 billion. These amounts are subject to change.

The Retail Index is the exclusive property of MVIS (a wholly owned subsidiary of the Adviser), which has contracted with Solactive AG to maintain and calculate the Retail Index. Solactive AG uses its best efforts to ensure that the Retail Index is calculated correctly. Irrespective of its obligations towards MVIS, Solactive AG has no obligation to point out errors in the Retail Index to third parties. VanEck Vectors Retail ETF is not sponsored, endorsed, sold or promoted by MVIS and MVIS makes no representation regarding the advisability of investing in the VanEck Vectors Retail ETF.

The Retail Index is reconstituted semi-annually and rebalanced quarterly.

The Semiconductor Index is a rules based, modified capitalization weighted, float adjusted index intended to give investors a means of tracking the overall performance of companies involved in the semiconductor industry. Semiconductors include companies engaged primarily in the production of semiconductors and semiconductor equipment.

To be initially eligible for the Semiconductor Index, (i) companies must generate at least 50% of their revenues from semiconductors (as defined above) and (ii) stocks must have a market capitalization of greater than \$150 million as of the end of the month prior to the month in which a rebalancing date occurs. The Semiconductor Index includes common stocks and depositary receipts of U.S.-listed companies that meet the eligibility requirements described above.

As of December 31, 2018, the Semiconductor Index included 25 securities of companies with a market capitalization range of between approximately \$4.4 billion and \$214.2 billion and a weighted average market capitalization of \$81 billion. These amounts are subject to change.

The Semiconductor Index is the exclusive property of MVIS (a wholly owned subsidiary of the Adviser), which has contracted with Solactive AG to maintain and calculate the Semiconductor Index. Solactive AG uses its best efforts to ensure that the Semiconductor Index is calculated correctly. Irrespective of its obligations towards MVIS, Solactive AG has no obligation to point out errors in the Semiconductor Index to third parties. VanEck Vectors Semiconductor ETF is not sponsored, endorsed, sold or promoted by MVIS and MVIS makes no representation regarding the advisability of investing in the VanEck Vectors Semiconductor ETF.

The Semiconductor Index is reconstituted semi-annually and rebalanced quarterly.

The eSports Index is a rules based, modified capitalization weighted, float adjusted index intended to give investors a means of tracking the overall performance of companies involved in video gaming and eSports. These companies may include those that develop video games and related software or hardware such as computer processors and graphics cards used in video gaming systems and related hardware such as controllers, headsets, and video gaming consoles. They may also include those that offer streaming services, develop video games and/or hardware for use in eSports events and are involved in eSports events such as league operators, teams, distributors and platforms.

The eSports Index begins with a global universe of equity securities from financial markets that are freely investable for foreign investors and that provide real-time and historical component and currency pricing. Only companies with a free-float of at least 10% are initially eligible for the eSports Index. Additionally, to be initially eligible for inclusion in the eSports Index, companies must have a full market capitalization greater than \$150 million, a three-month average-daily-trading volume of at least \$1 million at the current review and also at the previous two reviews, and at least 250,000 shares traded per month over the last six months at the current review and also at the previous two reviews. To be initially eligible for inclusion in the eSports Index, a company must generate at least 50% of their revenue from video gaming and/or eSports. A buffer rule allows current eSports Index constituents to remain in the eSports Index if the percentage of their revenue derived from video gaming and/or eSports remains at or above 25%. Index component weights are based upon free-float market capitalization and individual components are limited to a maximum of an 8% weighting in the eSports Index.

As of December 31, 2018, the eSports Index included 25 securities of companies with a market capitalization range of between approximately \$1.7 billion to \$381.8 billion and a weighted average market capitalization of \$49.2 billion. These amounts are subject to change.

The eSports Index is the exclusive property of MVIS (a wholly owned subsidiary of the Adviser), which has contracted with Solactive AG to maintain and calculate the eSports Index. Solactive AG uses its best efforts to ensure that the eSports Index is calculated correctly. Irrespective of its obligations towards MVIS, Solactive AG has no obligation to point out errors in the eSports Index to third parties. The Fund is not sponsored, endorsed, sold or promoted by MVIS and MVIS makes no representation regarding the advisability of investing in the Fund.

The eSports Index is reconstituted and rebalanced quarterly.

The Adviser has entered into a licensing agreement with MVIS to use each of the Biotech Index, eSports Index, Gaming Index, Pharmaceutical Index, Retail Index and Semiconductor Index. The Index Provider is a wholly owned subsidiary of the Adviser. Each of VanEck Vectors Biotech ETF, VanEck Vectors Gaming ETF, VanEck Vectors Pharmaceutical ETF, VanEck Vectors Retail ETF, VanEck Vectors Semiconductor ETF and VanEck Vectors Video Gaming and eSports ETF is entitled to use its Index pursuant to a sub-licensing arrangement with the Adviser.

Shares of the VanEck Vectors Biotech ETF, VanEck Vectors Gaming ETF, VanEck Vectors Pharmaceutical ETF, VanEck Vectors Retail ETF, VanEck Vectors Semiconductor ETF and VanEck Vectors Video Gaming and eSports ETF are not sponsored, endorsed, sold or promoted by MVIS. MVIS makes no representation or warranty, express or implied, to the owners of the Shares of the VanEck Vectors Biotech ETF, VanEck Vectors Gaming ETF, VanEck Vectors Pharmaceutical ETF, VanEck Vectors Retail ETF, VanEck Vectors Semiconductor ETF and VanEck Vectors Video Gaming and eSports ETF or any member of the public regarding the advisability of investing in securities generally or in the Shares of VanEck Vectors Biotech ETF, VanEck Vectors Gaming ETF, VanEck Vectors Pharmaceutical ETF, VanEck Vectors Retail ETF, VanEck Vectors Semiconductor ETF and VanEck Vectors Video Gaming and eSports ETF particularly or the ability of the Biotech Index, eSports Index, Gaming Index, Pharmaceutical Index, Retail Index and Semiconductor Index to track the performance of its respective securities markets. Each of the Biotech Index, eSports Index, Gaming Index, Pharmaceutical Index, Retail Index and Semiconductor Index is determined and composed by MVIS without regard to the Adviser or the Shares of VanEck Vectors Biotech ETF, VanEck Vectors Gaming ETF, VanEck Vectors Pharmaceutical ETF, VanEck Vectors Retail ETF, VanEck Vectors Semiconductor ETF and VanEck Vectors Video Gaming and eSports ETF. MVIS has no obligation to take the needs of the Adviser or the owners of the Shares of the VanEck Vectors Biotech ETF, VanEck Vectors Gaming ETF, VanEck Vectors Pharmaceutical ETF, VanEck Vectors Retail ETF, VanEck Vectors Semiconductor ETF and VanEck Vectors Video Gaming and eSports ETF into consideration in determining or composing the respective Index. MVIS is not responsible for and has not participated in the determination of the timing of, prices at, or quantities of the Shares of VanEck Vectors Biotech ETF, VanEck Vectors Gaming ETF, VanEck Vectors Pharmaceutical ETF, VanEck Vectors Retail ETF, VanEck Vectors Semiconductor ETF and VanEck Vectors Video Gaming and eSports ETF to be issued or in the determination or calculation of the equation by which the Shares of the VanEck Vectors Biotech ETF, VanEck Vectors Gaming ETF, VanEck Vectors Pharmaceutical ETF, VanEck Vectors Retail ETF, VanEck Vectors Semiconductor ETF and VanEck Vectors Video Gaming and eSports ETF are to be converted into cash. MVIS has no obligation or liability in connection with the administration, marketing or trading of the Shares of the VanEck Vectors Biotech ETF, VanEck Vectors Gaming ETF, VanEck Vectors Pharmaceutical ETF, VanEck Vectors Retail ETF, VanEck Vectors Semiconductor ETF and VanEck Vectors Video Gaming and eSports ETF.

MVIS DOES NOT GUARANTEE THE ACCURACY AND/OR THE COMPLETENESS OF THE BIOTECH INDEX, ESPORTS INDEX, GAMING INDEX, PHARMACEUTICAL INDEX, RETAIL INDEX AND SEMICONDUCTOR INDEX OR ANY DATA INCLUDED THEREIN AND MVIS SHALL HAVE NO LIABILITY FOR ANY ERRORS, OMISSIONS, OR INTERRUPTIONS THEREIN. MVIS MAKES NO WARRANTY, EXPRESS OR IMPLIED, AS TO RESULTS TO BE OBTAINED BY THE ADVISER, OWNERS OF SHARES OF VANECK VECTORS BIOTECH ETF, VANECK VECTORS GAMING ETF, VANECK VECTORS PHARMACEUTICAL ETF, VANECK VECTORS RETAIL ETF, VANECK VECTORS SEMICONDUCTOR ETF AND VANECK VECTORS VIDEO GAMING AND ESPORTS ETF OR ANY OTHER PERSON OR ENTITY FROM THE USE OF THE BIOTECH INDEX, ESPORTS INDEX, GAMING INDEX, PHARMACEUTICAL INDEX, RETAIL INDEX, SEMICONDUCTOR INDEX, OR VANECK VECTORS VIDEO GAMING AND ESPORTS ETF OR ANY DATA INCLUDED THEREIN. MVIS MAKES NO EXPRESS OR IMPLIED WARRANTIES, AND EXPRESSLY DISCLAIMS ALL WARRANTIES OF MERCHANTABILITY OR FITNESS FOR A PARTICULAR PURPOSE OR USE WITH RESPECT TO THE BIOTECH INDEX, ESPORTS INDEX, GAMING INDEX, PHARMACEUTICAL INDEX, RETAIL INDEX AND SEMICONDUCTOR INDEX OR ANY DATA INCLUDED THEREIN. WITHOUT LIMITING ANY OF THE FOREGOING, IN NO EVENT SHALL MVIS HAVE ANY LIABILITY FOR ANY SPECIAL, PUNITIVE, INDIRECT, OR CONSEQUENTIAL DAMAGES (INCLUDING LOST PROFITS), EVEN IF NOTIFIED OF THE POSSIBILITY OF SUCH DAMAGES.

The Shares of VanEck Vectors Biotech ETF, VanEck Vectors Gaming ETF, VanEck Vectors Pharmaceutical ETF, VanEck Vectors Retail ETF, VanEck Vectors Semiconductor ETF and VanEck Vectors Video Gaming and eSports ETF are not sponsored, promoted, sold or supported in any other manner by Solactive AG nor does Solactive AG offer any express or implicit guarantee or assurance either with regard to the results of using the Biotech Index, eSports Index, Gaming Index, Pharmaceutical Index, Retail Index and Semiconductor Index and/or its trade mark or its price at any time or in any other respect. The Biotech Index, eSports Index, Gaming Index, Pharmaceutical Index, Retail Index and Semiconductor Index are calculated and maintained by Solactive AG. Solactive AG uses its best efforts to ensure that the Biotech Index, eSports Index, Gaming Index, Pharmaceutical Index, Retail Index and Semiconductor Index are calculated correctly. Irrespective of its obligations towards MVIS, Solactive AG has no obligation to point out errors in the Biotech Index, eSports Index, Gaming Index, Pharmaceutical Index, Retail Index and Semiconductor Index to third parties including but not limited to investors and/or financial intermediaries of VanEck Vectors Biotech ETF, VanEck Vectors Gaming ETF, VanEck Vectors Pharmaceutical

ETF, VanEck Vectors Retail ETF, VanEck Vectors Semiconductor ETF and VanEck Vectors Video Gaming and eSports ETF. Neither publication of the Biotech Index, eSports Index, Gaming Index, Pharmaceutical Index, Retail Index and Semiconductor Index by Solactive AG nor the licensing of the Biotech Index, Gaming Index, eSports Index, Pharmaceutical Index, Retail Index and Semiconductor Index or its trade mark for the purpose of use in connection with VanEck Vectors Biotech ETF, VanEck Vectors Gaming ETF, VanEck Vectors Pharmaceutical ETF, VanEck Vectors Retail ETF, VanEck Vectors Semiconductor ETF and VanEck Vectors Video Gaming and eSports ETF constitutes a recommendation by Solactive AG to invest capital in VanEck Vectors Biotech ETF, VanEck Vectors Gaming ETF, VanEck Vectors Pharmaceutical ETF, VanEck Vectors Retail ETF, VanEck Vectors Semiconductor ETF and VanEck Vectors Video Gaming and eSports ETF nor does it in any way represent an assurance or opinion of Solactive AG with regard to any investment in VanEck Vectors Biotech ETF, VanEck Vectors Gaming ETF, VanEck Vectors Pharmaceutical ETF, VanEck Vectors Retail ETF, VanEck Vectors Semiconductor ETF and VanEck Vectors Video Gaming and eSports ETF. Solactive AG is not responsible for fulfilling the legal requirements concerning the accuracy and completeness of VanEck Vectors Biotech ETF's, VanEck Vectors Gaming ETF's, VanEck Vectors Pharmaceutical ETF's, VanEck Vectors Retail ETF's, VanEck Vectors Semiconductor ETF's and VanEck Vectors Video Gaming and eSports ETF's Prospectus.

The Adviser has entered into a licensing agreement with Indxx, LLC to use the Generic Drugs Index. VanEck Vectors Generic Drugs ETF is entitled to use the Generic Drugs Index pursuant to a sub-licensing arrangement with the Adviser.

"Indxx" is a service mark of Indxx, LLC and has been licensed for use for certain purposes by the Adviser. VanEck Vectors Generic Drugs ETF is not sponsored, endorsed, sold or promoted by Indxx. Indxx, LLC makes no representation or warranty, express or implied, to the owners of VanEck Vectors Generic Drugs ETF or any member of the public regarding the advisability of investing in securities generally or in VanEck Vectors Generic Drugs ETF particularly. Indxx, LLC's only relationship to the Adviser is the licensing of certain trademarks, trade names and service marks of Indxx and of the Generic Drugs Index, which is determined, composed and calculated by Indxx, LLC without regard to the Adviser or VanEck Vectors Generic Drugs ETF. Indxx, LLC has no obligation to take the needs of the Adviser or the shareholders of VanEck Vectors Generic Drugs ETF into consideration in determining, composing or calculating the Generic Drugs Index. Indxx, LLC is not responsible for and has not participated in the determination of the timing, amount or pricing of VanEck Vectors Generic Drugs ETF shares to be issued or in the determination or calculation of the equation by which VanEck Vectors Generic Drugs ETF shares are to be converted into cash. Indxx, LLC has no obligation or liability in connection with the administration, marketing or trading of VanEck Vectors Generic Drugs ETF. One cannot invest directly in an index.

Indxx, LLC does not guarantee the accuracy and/or the completeness of the Generic Drugs Index or any data included therein and Indxx, LLC shall have no liability for any errors, omissions, or interruptions therein. Indxx, LLC makes no warranty, express or implied, as to results to be obtained by the Adviser, shareholders of VanEck Vectors Generic Drugs ETF, or any other person or entity from the use of the Generic Drugs Index or any data included therein. Indxx, LLC makes no express or implied warranties, and expressly disclaims all warranties of merchantability or fitness for a particular purpose or use with respect to the Generic Drugs Index or any data included therein. Without limiting any of the foregoing, in no event shall Indxx, LLC have any liability for any lost profits or indirect, punitive, special or consequential damages or losses, even if notified of the possibility thereof. There are no third party beneficiaries of any agreements or arrangements between Indxx, LLC and the Adviser. Shares of VanEck Vectors Generic Drugs ETF are bought and sold at market price (not NAV) and are not individually redeemed from VanEck Vectors Generic Drugs ETF. Brokerage commissions will reduce returns. One cannot directly invest in an index.

The Adviser has entered into a licensing agreement with ICE Data, to use the Environmental Services Index. VanEck Vectors Environmental Services ETF is entitled to use the Environmental Services Index pursuant to a sub-licensing arrangement with the Adviser.

The Environmental Services Index, a trademark of ICE Data or its affiliates, is licensed for use by the Adviser in connection with VanEck Vectors Environmental Services ETF. ICE Data neither sponsors nor endorses VanEck Vectors Environmental Services ETF and makes no warranty or representation as to the accuracy and/or completeness of the Environmental Services Index or results to be obtained by any person from using the Environmental Services Index in connection with trading of VanEck Vectors Environmental Services ETF.

THE SHARES OF VANECK VECTORS ENVIRONMENTAL SERVICES ETF ARE NOT SPONSORED, ENDORSED, SOLD OR PROMOTED BY ICE DATA. ICE DATA, AS THE BENCHMARK ADMINISTRATOR FOR THE ENVIRONMENTAL SERVICES INDEX (THE "INDEX ADMINISTRATOR"), MAKES NO REPRESENTATION OR WARRANTY, EXPRESS OR IMPLIED, TO THE OWNERS OF SHARES OF VANECK VECTORS ENVIRONMENTAL SERVICES ETF OR ANY MEMBER OF THE PUBLIC REGARDING THE ADVISABILITY OF INVESTING IN SECURITIES GENERALLY OR IN THE SHARES OF VANECK VECTORS ENVIRONMENTAL SERVICES ETF PARTICULARLY OR THE ABILITY OF THE ENVIRONMENTAL SERVICES INDEX IDENTIFIED HEREIN TO TRACK STOCK MARKET PERFORMANCE. ICE DATA IS THE LICENSOR OF CERTAIN

TRADEMARKS, SERVICE MARKS AND TRADE NAMES, INCLUDING THE ENVIRONMENTAL SERVICES INDEX. THE ENVIRONMENTAL SERVICES INDEX IS DETERMINED, COMPOSED AND CALCULATED WITHOUT REGARD TO THE SHARES OF VANECK VECTORS ENVIRONMENTAL SERVICES ETF. THE INDEX ADMINISTRATOR IS NOT RESPONSIBLE FOR, NOR HAS IT PARTICIPATED IN, THE DETERMINATION OF THE TIMING OF, PRICES AT, OR QUANTITIES OF THE SHARES OF VANECK VECTORS ENVIRONMENTAL SERVICES ETF TO BE ISSUED OR IN THE DETERMINATION OR CALCULATION OF THE EQUATION BY WHICH THE SHARES ARE REDEEMABLE. THE INDEX ADMINISTRATOR HAS NO OBLIGATION OR LIABILITY TO OWNERS OF SHARES OF VANECK VECTORS ENVIRONMENTAL SERVICES ETF IN CONNECTION WITH THE ADMINISTRATION, MARKETING OR TRADING OF THE SHARES OF VANECK VECTORS ENVIRONMENTAL SERVICES ETF. ICE DATA AND ITS RESPECTIVE THIRD PARTY SUPPLIERS MAKE NO EXPRESS OR IMPLIED WARRANTIES, AND HEREBY EXPRESSLY DISCLAIMS ALL WARRANTIES OF MERCHANTABILITY OR FITNESS FOR A PARTICULAR PURPOSE WITH RESPECT TO THE ENVIRONMENTAL SERVICES INDEX, ENVIRONMENTAL SERVICES INDEX VALUES OR ANY DATA INCLUDED THEREIN. IN NO EVENT SHALL ICE DATA HAVE ANY LIABILITY FOR ANY SPECIAL, PUNITIVE, DIRECT, INDIRECT, OR CONSEQUENTIAL DAMAGES (INCLUDING LOST PROFITS), EVEN IF NOTIFIED OF THE POSSIBILITY OF SUCH DAMAGES.

The S&P 500® Index included in certain Funds' performance tables is a product of S&P Dow Jones Indices LLC and/or its affiliates and has been licensed for use by the Adviser. Copyright © 2019 S&P Dow Jones Indices LLC, a division of S&P Global, Inc., and/or its affiliates. All rights reserved. Redistribution or reproduction in whole or in part are prohibited without written permission of S&P Dow Jones Indices LLC. For more information on any of S&P Dow Jones Indices LLC's indices please visit www.spdji.com. S&P® is a registered trademark of S&P Global and Dow Jones® is a registered trademark of Dow Jones Trademark Holdings LLC. Neither S&P Dow Jones Indices LLC, Dow Jones Trademark Holdings LLC, their affiliates nor their third party licensors make any representation or warranty, express or implied, as to the ability of any index to accurately represent the asset class or market sector that it purports to represent and neither S&P Dow Jones Indices LLC, Dow Jones Trademark Holdings LLC, their affiliates nor their third party licensors shall have any liability for any errors, omissions, or interruptions of any index or the data included therein.

FINANCIAL HIGHLIGHTS

The financial highlights tables which follow are intended to help you understand the Funds' financial performance for the past five years or as indicated. Certain information reflects financial results for a single Fund share. The total returns in the table represent that rate that an investor would have earned (or lost) on an investment in a Fund (assuming reinvestment of all dividends and distributions). This information has been audited by Ernst & Young LLP, the Trust's independent registered public accounting firm, whose report, along with the Funds' financial statements, are included in the Funds' Annual Report, which is available upon request. VanEck Vectors Video Gaming and eSports ETF commenced operations on October 16, 2018 and therefore, financial highlights are not available for the Fund.

For a share outstanding throughout each year:

Biotech ETF					
For the Year Ended September 30,					
	2018	2017	2016	2015	2014
Net asset value, beginning of year.....	\$ 134.17	\$ 115.25	\$ 114.45	\$ 105.84	\$ 82.74
Income from investment operations:					
Net investment income (loss).....	0.52(a)	0.58(a)	0.33	0.24	(0.03)
Net realized and unrealized gain on investments	2.10(e)	18.67	0.81	8.37	23.13
Total from investment operations	2.62	19.25	1.14	8.61	23.10
Less:					
Dividends from net investment income.....	(0.68)	(0.33)	(0.34)	—	—(d)
Net asset value, end of year	<u>\$ 136.11</u>	<u>\$ 134.17</u>	<u>\$ 115.25</u>	<u>\$ 114.45</u>	<u>\$ 105.84</u>
Total return (b)	2.00%	16.77%	0.97%	8.13%	27.92%
Ratios/Supplemental Data					
Net assets, end of year (000's).....	\$475,894	\$717,330	\$598,914	\$651,978	\$539,423
Ratio of gross expenses to average net assets	0.40%	0.39%	0.40%	0.40%	0.41%
Ratio of net expenses to average net assets	0.35%	0.35%	0.35%	0.35%	0.35%
Ratio of net expenses to average net assets excluding interest expense.....	0.35%	0.35%	0.35%	0.35%	0.35%
Ratio of net investment income (loss) to average net assets	0.41%	0.48%	0.29%	0.18%	(0.03)%
Portfolio turnover rate (c).....	30%	27%	41%	12%	11%

Environmental Services ETF					
For the Year Ended September 30,					
	2018	2017	2016	2015	2014
Net asset value, beginning of year.....	\$ 86.02	\$ 69.68	\$ 58.37	\$ 64.57	\$ 62.43
Income from investment operations:					
Net investment income.....	0.42(a)	0.66(a)	0.63	0.73	1.00
Net realized and unrealized gain (loss) on investments	10.98	16.21	11.36	(5.88)	1.89
Total from investment operations	11.40	16.87	11.99	(5.15)	2.89
Less:					
Dividends from net investment income.....	(0.78)	(0.53)	(0.68)	(1.05)	(0.75)
Net asset value, end of year	<u>\$ 96.64</u>	<u>\$ 86.02</u>	<u>\$ 69.68</u>	<u>\$ 58.37</u>	<u>\$ 64.57</u>
Total return (b)	13.36%	24.31%	20.75%	(8.18)%	4.62%
Ratios/Supplemental Data					
Net assets, end of year (000's).....	\$24,160	\$17,204	\$17,420	\$14,593	\$16,142
Ratio of gross expenses to average net assets	0.98%	0.95%	0.93%	1.15%	0.92%
Ratio of net expenses to average net assets	0.56%	0.55%	0.55%	0.55%	0.55%
Ratio of net expenses to average net assets excluding interest expense.....	0.55%	0.55%	0.55%	0.55%	0.55%
Ratio of net investment income to average net assets	0.47%	0.86%	1.00%	1.15%	1.32%
Portfolio turnover rate (c).....	24%	20%	40%	19%	13%

(a) Calculated based upon average shares outstanding

(b) Total return is calculated assuming an initial investment made at the net asset value at the beginning of period, reinvestment of any dividends and distributions at net asset value on the dividend/distributions payment date and a redemption at the net asset value on the last day of the period. The return does not reflect the deduction of taxes that a shareholder would pay on Fund dividends/distributions or the redemption of Fund shares.

(c) Portfolio turnover rates exclude securities received or delivered as a result of processing in-kind capital share transactions.

(d) Amount represents less than \$0.005 per share

(e) The amount shown for a share outstanding does not correspond with the aggregate net gain (loss) on investments for the period due to the timing of sales and repurchases of shares in relation to fluctuating market values of the investments of the Fund.

FINANCIAL HIGHLIGHTS (continued)

For a share outstanding throughout each period:

	Gaming ETF				
	For the Year Ended September 30,				
	2018	2017	2016	2015	2014
Net asset value, beginning of year.....	\$ 42.61	\$ 36.15	\$ 29.82	\$ 43.38	\$ 47.49
Income from investment operations:					
Net investment income.....	1.03(a)	1.13(a)	0.94(a)	1.12(a)	1.76
Net realized and unrealized gain (loss) on investments.....	(2.80)	6.40	6.69	(12.80)	(5.35)
Total from investment operations.....	(1.77)	7.53	7.63	(11.68)	(3.59)
Less:					
Dividends from net investment income.....	(1.08)	(1.07)	(1.30)	(1.88)	(0.52)
Net asset value, end of year.....	<u>\$ 39.76</u>	<u>\$ 42.61</u>	<u>\$ 36.15</u>	<u>\$ 29.82</u>	<u>\$ 43.38</u>
Total return (b).....	(4.51)%	21.58%	26.23%	(27.91)%	(7.76)%
Ratios/Supplemental Data					
Net assets, end of year (000's).....	\$25,841	\$23,436	\$19,881	\$23,859	\$43,384
Ratio of gross expenses to average net assets.....	0.86%	0.94%	0.93%	1.00%	0.73%
Ratio of net expenses to average net assets.....	0.66%	0.65%	0.67%	0.66%	0.65%
Ratio of net expenses to average net assets excluding interest expense.....	0.65%	0.65%	0.65%	0.65%	0.65%
Ratio of net investment income to average net assets.....	2.24%	2.97%	2.88%	2.92%	2.73%
Portfolio turnover rate (c).....	31%	22%	29%	27%	35%

	Generic Drugs ETF		
	For the Year Ended September 30,		For the Period January 12, 2016(d) through September 30, 2016
	2018	2017	2016
Net asset value, beginning of period.....	\$22.41	\$24.36	\$25.21
Income from investment operations:			
Net investment income.....	0.03(a)	0.09(a)	0.07
Net realized and unrealized gain (loss) on investments.....	3.28	(1.94)	(0.92)
Total from investment operations.....	3.31	(1.85)	(0.85)
Less:			
Dividends from net investment income.....	(0.37)	(0.10)	—
Net asset value, end of period.....	<u>\$25.35</u>	<u>\$22.41</u>	<u>\$24.36</u>
Total return (b).....	14.85%	(7.58)%	(3.37)%(e)
Ratios/Supplemental Data			
Net assets, end of period (000's).....	\$3,802	\$3,361	\$2,436
Ratio of gross expenses to average net assets.....	3.33%	2.94%	5.70%(f)
Ratio of net expenses to average net assets.....	0.55%	0.57%	0.55%(f)
Ratio of net expenses to average net assets excluding interest expense.....	0.55%	0.55%	0.55%(f)
Ratio of net investment income to average net assets.....	0.11%	0.40%	0.39%(f)
Portfolio turnover rate (c).....	15%	61%	47%(e)

(a) Calculated based upon average shares outstanding

(b) Total return is calculated assuming an initial investment made at the net asset value at the beginning of period, reinvestment of any dividends and distributions at net asset value on the dividend/distributions payment date and a redemption at the net asset value on the last day of the period. The return does not reflect the deduction of taxes that a shareholder would pay on Fund dividends/distributions or the redemption of Fund shares.

(c) Portfolio turnover rates exclude securities received or delivered as a result of processing in-kind capital share transactions.

(d) Commencement of operations

(e) Not Annualized

(f) Annualized

For a share outstanding throughout each year:

	Pharmaceutical ETF				
	For the Year Ended September 30,				
	2018	2017	2016	2015	2014
Net asset value, beginning of year.....	\$ 57.75	\$ 57.44	\$ 63.01	\$ 63.54	\$ 47.89
Income from investment operations:					
Net investment income.....	1.01(a)	1.18(a)	1.24(a)	1.31	1.02
Net realized and unrealized gain (loss) on investments.....	6.62	0.26	(5.41)	(0.62)	15.66
Total from investment operations.....	7.63	1.44	(4.17)	0.69	16.68
Less:					
Dividends from net investment income.....	(1.01)	(1.13)	(1.40)	(1.22)	(1.03)
Net asset value, end of year.....	<u>\$ 64.37</u>	<u>\$ 57.75</u>	<u>\$ 57.44</u>	<u>\$ 63.01</u>	<u>\$ 63.54</u>
Total return (b).....	13.42%	2.59%	(6.72)%	0.96%	35.19%
Ratios/Supplemental Data					
Net assets, end of year (000's).....	\$276,045	\$285,190	\$231,938	\$314,297	\$405,888
Ratio of gross expenses to average net assets....	0.43%	0.40%	0.41%	0.41%	0.42%
Ratio of net expenses to average net assets.....	0.36%	0.35%	0.35%	0.36%	0.35%
Ratio of net expenses to average net assets excluding interest expense.....	0.35%	0.35%	0.35%	0.35%	0.35%
Ratio of net investment income to average net assets.....	1.70%	2.14%	2.04%	1.78%	1.85%
Portfolio turnover rate (c).....	18%	40%	25%	12%	14%

	Retail ETF				
	For the Year Ended September 30,				
	2018	2017	2016	2015	2014
Net asset value, beginning of year.....	\$ 81.42	\$ 78.02	\$ 73.57	\$ 62.27	\$ 55.34
Income from investment operations:					
Net investment income.....	1.13(a)	1.15(a)	0.93(a)	1.12(a)	0.60
Net realized and unrealized gain on investments.....	30.32	3.64	5.27	10.47	6.94
Total from investment operations.....	31.45	4.79	6.20	11.59	7.54
Less:					
Dividends from net investment income.....	(1.43)	(1.39)	(1.75)	(0.29)	(0.61)
Net asset value, end of year.....	<u>\$ 111.44</u>	<u>\$ 81.42</u>	<u>\$ 78.02</u>	<u>\$ 73.57</u>	<u>\$ 62.27</u>
Total return (b).....	39.01%	6.25%	8.42%	18.63%	13.65%
Ratios/Supplemental Data					
Net assets, end of year (000's).....	\$136,123	\$58,746	\$118,706	\$203,909	\$66,724
Ratio of gross expenses to average net assets....	0.52%	0.50%	0.43%	0.42%	0.63%
Ratio of net expenses to average net assets.....	0.35%	0.35%	0.35%	0.35%	0.35%
Ratio of net expenses to average net assets excluding interest expense.....	0.35%	0.35%	0.35%	0.35%	0.35%
Ratio of net investment income to average net assets.....	1.15%	1.46%	1.22%	1.49%	1.23%
Portfolio turnover rate (c).....	16%	17%	9%	5%	3%

(a) Calculated based upon average shares outstanding

(b) Total return is calculated assuming an initial investment made at the net asset value at the beginning of period, reinvestment of any dividends and distributions at net asset value on the dividend/distributions payment date and a redemption at the net asset value on the last day of the period. The return does not reflect the deduction of taxes that a shareholder would pay on Fund dividends/distributions or the redemption of Fund shares.

(c) Portfolio turnover rates exclude securities received or delivered as a result of processing in-kind capital share transactions.

FINANCIAL HIGHLIGHTS (continued)

For a share outstanding throughout each year:

	Semiconductor ETF				
	For the Year Ended September 30,				
	2018	2017	2016	2015	2014
Net asset value, beginning of year.....	\$ 93.34	\$ 69.36	\$ 49.97	\$ 51.10	\$ 39.88
Income from investment operations:					
Net investment income.....	1.19(a)	1.10(a)	0.82(a)	1.08(a)	0.62
Net realized and unrealized gain (loss) on investments.....	13.28	23.46	19.67	(1.58)	11.26
Payment from Adviser:.....	—	—	0.04(d)	—	—
Total from investment operations.....	<u>14.47</u>	<u>24.56</u>	<u>20.53</u>	<u>(0.50)</u>	<u>11.88</u>
Less:					
Dividends from net investment income.....	(1.40)	(0.58)	(1.14)	(0.63)	(0.66)
Net asset value, end of year.....	<u>\$ 106.41</u>	<u>\$ 93.34</u>	<u>\$ 69.36</u>	<u>\$ 49.97</u>	<u>\$ 51.10</u>
Total return (b).....	15.61%	35.63%	41.73%	(1.09)%	30.13%
Ratios/Supplemental Data					
Net assets, end of year (000's).....	\$1,215,324	\$800,053	\$577,130	\$190,923	\$414,959
Ratio of gross expenses to average net assets....	0.39%	0.38%	0.41%	0.41%	0.41%
Ratio of net expenses to average net assets.....	0.35%	0.35%	0.36%	0.35%	0.35%
Ratio of net expenses to average net assets excluding interest expense.....	0.35%	0.35%	0.35%	0.35%	0.35%
Ratio of net investment income to average net assets.....	1.14%	1.38%	1.45%	2.01%	1.68%
Portfolio turnover rate (c).....	23%	22%	53%	18%	9%

(a) Calculated based upon average shares outstanding

(b) Total return is calculated assuming an initial investment made at the net asset value at the beginning of period, reinvestment of any dividends and distributions at net asset value on the dividend/distributions payment date and a redemption at the net asset value on the last day of the period. The return does not reflect the deduction of taxes that a shareholder would pay on Fund dividends/distributions or the redemption of Fund shares.

(c) Portfolio turnover rates exclude securities received or delivered as a result of processing in-kind capital share transactions.

(d) For the year ended September 30, 2016, 0.06% of total return, representing \$0.04 per share, consisted of a payment by the Adviser.

Information regarding how often the closing trading price of the Shares of each Fund was above (*i.e.*, at a premium) or below (*i.e.*, at a discount) the NAV of the Fund for the most recently completed year and the most recently completed quarter(s), as well as for each of the four previous calendar quarters, when available, can be found at www.vaneck.com.

GENERAL INFORMATION**CONTINUOUS OFFERING**

The method by which Creation Units are created and traded may raise certain issues under applicable securities laws. Because new Creation Units are issued and sold by the Trust on an ongoing basis, a “distribution,” as such term is used in the Securities Act may occur at any point. Broker dealers and other persons are cautioned that some activities on their part may, depending on the circumstances, result in their being deemed participants in a distribution in a manner which could render them statutory underwriters and subject them to the prospectus delivery and liability provisions of the Securities Act.

For example, a broker dealer firm or its client may be deemed a statutory underwriter if it takes Creation Units after placing an order with the Distributor, breaks them down into constituent Shares, and sells such Shares directly to customers, or if it chooses to couple the creation of a supply of new Shares with an active selling effort involving solicitation of secondary market demand for Shares. A determination of whether one is an underwriter for purposes of the Securities Act must take into account all the facts and circumstances pertaining to the activities of the broker dealer or its client in the particular case, and the examples mentioned above should not be considered a complete description of all the activities that could lead to a categorization as an underwriter.

Broker dealers who are not “underwriters” but are participating in a distribution (as contrasted to ordinary secondary trading transactions), and thus dealing with Shares that are part of an “unsold allotment” within the meaning of Section 4(3)(C) of the Securities Act, would be unable to take advantage of the prospectus delivery exemption provided by Section 4(3) of the Securities Act. This is because the prospectus delivery exemption in Section 4(3) of the Securities Act is not available in respect of such transactions as a result of Section 24(d) of the 1940 Act. As a result, broker dealer firms should note that dealers who are not underwriters but are participating in a distribution (as contrasted with ordinary secondary market transactions) and thus dealing with the Shares that are part of an overallotment within the meaning of Section 4(3)(A) of the Securities Act would be unable to take advantage of the prospectus delivery exemption provided by Section 4(3) of the Securities Act. Firms that incur a prospectus delivery obligation with respect to Shares are reminded that, under Rule 153 of the Securities Act, a prospectus delivery obligation under Section 5(b)(2) of the Securities Act owed to an exchange member in connection with a sale on an Exchange is satisfied by the fact that the prospectus is available at an Exchange upon request. The prospectus delivery mechanism provided in Rule 153 is only available with respect to transactions on an exchange.

In addition, certain affiliates of the Funds and the Adviser may purchase and resell Fund shares pursuant to this Prospectus.

OTHER INFORMATION

The Trust was organized as a Delaware statutory trust on March 15, 2001. Its Declaration of Trust currently permits the Trust to issue an unlimited number of Shares of beneficial interest. If shareholders are required to vote on any matters, each Share outstanding would be entitled to one vote. Annual meetings of shareholders will not be held except as required by the 1940 Act and other applicable law. See the Funds’ SAI for more information concerning the Trust’s form of organization. Section 12(d)(1) of the 1940 Act restricts investments by investment companies in the securities of other investment companies, including Shares of a Fund. Registered investment companies are permitted to invest in the Funds beyond the limits set forth in Section 12(d)(1) subject to certain terms and conditions set forth in an SEC exemptive order issued to the Trust, including that such investment companies enter into an agreement with the Funds.

The Prospectus, SAI and any other Fund communication do not create any contractual obligations between the Fund’s shareholders and the Trust, the Fund, the Adviser and/or the Trustees. Further, shareholders are not intended third party beneficiaries of any contracts entered into by (or on behalf of) the Fund, including contracts with the Adviser or other parties who provide services to the Fund.

Dechert LLP serves as counsel to the Trust, including the Funds. Ernst & Young LLP serves as the Trust’s independent registered public accounting firm and audits the Funds’ financial statements annually.

ADDITIONAL INFORMATION

This Prospectus does not contain all the information included in the Registration Statement filed with the SEC with respect to the Funds' Shares. The Funds' Registration Statement, including this Prospectus, the Funds' SAI and the exhibits are available on the EDGAR database at the SEC's website (<http://www.sec.gov>), and copies may be obtained, after paying a duplicating fee, by electronic request at the following email address: publicinfo@sec.gov. These documents and other information concerning the Trust also may be inspected at the offices of NYSE Arca, Inc. (20 Broad Street, New York, New York 10005) and The NASDAQ Stock Market LLC (One Liberty Plaza, 165 Broadway, New York, New York 10006).

The SAI for the Funds, which has been filed with the SEC, provides more information about the Funds. The SAI for the Funds is incorporated herein by reference and is legally part of this Prospectus. Additional information about the Funds' investments is, or will be, available in each Fund's annual and semi-annual reports to shareholders. In each Fund's annual report, you will find a discussion of the market conditions and investment strategies that significantly affected the Fund's performance during its last fiscal year. The SAI and the Funds' annual and semi-annual reports may be obtained without charge by writing to the Funds at Van Eck Securities Corporation, the Funds' distributor, at 666 Third Avenue, 9th Floor, New York, New York 10017 or by calling the Distributor at the following number: Investor Information: 800.826.2333.

Shareholder inquiries may be directed to the Funds in writing to 666 Third Avenue, 9th Floor, New York, New York 10017 or by calling 800.826.2333.

The Funds' SAI is available at www.vaneck.com.

(Investment Company Act file no. 811-10325)

For more detailed information about the Funds, see the SAI dated February 1, 2019, as may be supplemented from time to time, which is incorporated by reference into this Prospectus. Additional information about the Funds' investments is, or will be, available in each Fund's annual and semi-annual reports to shareholders. In each Fund's annual report, you will find a discussion of the market conditions and investment strategies that significantly affected the Fund's performance during its last fiscal year.

Call VanEck at 800.826.2333 to request, free of charge, the annual or semi-annual reports, the SAI, or other information about the Funds or to make shareholder inquiries. You may also obtain the SAI or a Fund's annual or semi-annual reports, when available, by visiting the VanEck website at www.vaneck.com.

Reports and other information about the Funds are available on the EDGAR Database on the SEC's internet site at <http://www.sec.gov>. In addition, copies of this information may be obtained, after paying a duplicating fee, by electronic request at the following email address: publicinfo@sec.gov.

VanEck[®]

Transfer Agent: The Bank of New York Mellon
SEC Registration Number: 333-123257
1940 Act Registration Number: 811-10325
INDUSPRO

800.826.2333
www.vaneck.com