

DIREXION DYNAMIC HEDGE ETF (DYHG)
DIREXION FLIGHT TO SAFETY STRATEGY ETF (FLYT)
DIREXION DAILY LATIN AMERICA BULL 2X SHARES (LBJ)
(THE "FUNDS")

Supplement dated December 17, 2021
to the Summary Prospectuses, Prospectuses and
the Statements of Additional Information ("SAI") dated February 28, 2021, as last supplemented

Shares of the Funds will cease trading on the NYSE Arca, Inc. ("NYSE") and will be closed to purchase by investors as of the close of regular trading on the NYSE on January 14, 2022 (the "Closing Date"). The Funds will not accept purchase orders after the Closing Date.

Shareholders may sell their holdings in a Fund prior to the Closing Date and customary brokerage charges may apply to these transactions. However, from January 14, 2022 through January 21, 2022 (the "Liquidation Date") shareholders may only be able to sell their shares to certain broker-dealers and there is no assurance that there will be a market for a Fund's shares during this time period. Between the Closing Date and the Liquidation Date, each Fund will be in the process of closing down and liquidating its portfolio. This process will result in a Fund increasing its cash holdings and, as a consequence, not tracking its underlying index, which is inconsistent with each Fund's investment objective and strategy.

On or about the Liquidation Date, each Fund will liquidate its assets and distribute cash pro rata to all shareholders who have not previously redeemed or sold their shares. These distributions are taxable events. In addition, these payments to shareholders may include accrued capital gains and dividends. As calculated on the Liquidation Date, each Fund's net asset value will reflect the costs of closing the Fund. Once the distributions are complete, the Funds will terminate.

Rafferty Asset Management, LLC ("Rafferty"), the Funds' investment adviser, informed the Board of Trustees (the "Board") of the Direxion Shares ETF Trust of its view that each Fund could not conduct its business and operations in an economically efficient manner over the long term due to each Fund's inability to attract sufficient investment assets to maintain a competitive operating structure, and recommended each Fund's closure and liquidation to the Board. The Board determined, after considering Rafferty's recommendation, that it is in the best interests of the Funds and their shareholders to liquidate and terminate the Funds as described above.

* * * * *

For more information, please contact the Funds at (866) 476-7523.

Please retain this Supplement with your Summary Prospectus, Prospectus and SAI.

Direxion

ETFs | Funds

DIREXION SHARES ETF TRUST

PROSPECTUS

1301 Avenue of the Americas (6th Avenue), 28th Floor

New York, New York 10019

(866) 476-7523

www.direxion.com

2X BULL FUNDS

Direxion Daily S&P 500[®] Bull 2X Shares (SPUU)
Direxion Daily MSCI Brazil Bull 2X Shares (BRZU)
(formerly the Direxion Daily MSCI Brazil Bull 3X Shares)
Direxion Daily CSI 300 China A Share Bull 2X Shares (CHAU)
Direxion Daily CSI China Internet Index Bull 2X Shares (CWEB)
Direxion Daily MSCI India Bull 2X Shares (INDL)
(formerly the Direxion Daily MSCI India Bull 3X Shares)
Direxion Daily Latin America Bull 2X Shares (LBJ)
(formerly the Direxion Daily Latin America Bull 3X Shares)
Direxion Daily Russia Bull 2X Shares (RUSL)
(formerly the Direxion Daily Russia Bull 3X Shares)
Direxion Daily Cloud Computing Bull 2X Shares (CLDL)
Direxion Daily Energy Bull 2X Shares (ERX)
(formerly the Direxion Daily Energy Bull 3X Shares)
Direxion Daily Gold Miners Index Bull 2X Shares (NUGT)
(formerly the Direxion Daily Gold Miners Index Bull 3X Shares)
Direxion Daily Junior Gold Miners Index Bull 2X Shares (JNUG)
(formerly the Direxion Daily Junior Gold Miners Index Bull 3X Shares)
Direxion Daily S&P Oil & Gas Exp. & Prod. Bull 2X Shares (GUSH)
(formerly the Direxion Daily S&P Oil & Gas Exp. & Prod. Bull 3X Shares)
Direxion Daily Robotics, Artificial Intelligence & Automation
Index Bull 2X Shares (UBOT)
(formerly the Direxion Daily Robotics, Artificial Intelligence &
Automation Index Bull 3X Shares)

2X BEAR FUNDS

Direxion Daily Cloud Computing Bear 2X Shares (CLDS)
Direxion Daily Energy Bear 2X Shares (ERY)
(formerly the Direxion Daily Energy Bear 3X Shares)
Direxion Daily Gold Miners Index Bear 2X Shares (DUST)
(formerly the Direxion Daily Gold Miners Index Bear 3X Shares)
Direxion Daily Junior Gold Miners Index Bear 2X Shares (JDST)
(formerly the Direxion Daily Gold Miners Index Bear 3X Shares)
Direxion Daily S&P Oil & Gas Exp. & Prod. Bear 2X Shares (DRIP)
(formerly the Direxion Daily S&P Oil & Gas Exp. & Prod. Bear 3X Shares)

February 28, 2021

The shares offered in this prospectus (each a "Fund" and collectively the "Funds") are, or upon commencement of operations will be, listed and traded on the NYSE Arca, Inc.

The Funds seek *daily leveraged* investment results and are intended to be used as short-term trading vehicles. The Funds with "Bull" in their names attempt to provide daily investment results that correspond to two times the performance of an underlying index and are collectively referred to as the "Bull Funds." Each Fund with "Bear" in its name attempts to provide daily investment results that correspond to two times the inverse (or opposite) of the performance of an underlying index and are collectively referred to as the "Bear Funds."

The Funds are not intended to be used by, and are not appropriate for, investors who do not intend to actively monitor and manage their portfolios. The Funds are very different from most mutual funds and exchange-traded funds. Investors should note that:

- (1) The Funds pursue *daily leveraged* investment objectives, which means that the Funds are riskier than alternatives that do not use leverage because the Funds magnify the performance of their underlying index.
- (2) Each Bear Fund pursues a *daily leveraged* investment objective that is *inverse* to the performance of its underlying index, a result opposite of most mutual funds and exchange-traded funds.
- (3) The pursuit of daily investment objectives means that the return of a Fund for a period longer than a full trading day will be the product of a series of daily leveraged returns for each trading day during the relevant period. As a consequence,

especially in periods of market volatility, the volatility of the underlying index may affect a Fund's return as much as, or more than, the return of the underlying index. Further, the return for investors that invest for periods less than a full trading day will not be the product of the return of a Fund's stated daily leveraged investment objective and the performance of the underlying index for the full trading day. During periods of high volatility, the Funds may not perform as expected and the Funds may have losses when an investor may have expected gains if the Funds are held for a period that is different than one trading day.

The Funds are not suitable for all investors. The Funds are designed to be utilized only by sophisticated investors, such as traders and active investors employing dynamic strategies. Investors in the Funds should:

- (a) understand the risks associated with the use of leverage;
- (b) understand the consequences of seeking daily leveraged investment results;
- (c) for a Bear Fund, understand the risk of shorting; and
- (d) intend to actively monitor and manage their investments.

Investors who do not understand the Funds, or do not intend to actively manage their funds and monitor their investments, should not buy the Funds.

There is no assurance that any Fund will achieve its investment objective and an investment in a Fund could lose money. No single Fund is a complete investment program.

If a Fund's underlying index moves more than 50% on a given trading day in a direction adverse to the Fund, the Fund's investors would lose all of their money. The Funds' investment adviser, Rafferty Asset Management, LLC, will attempt to position each Fund's portfolio to ensure that a Fund does not gain or lose more than 90% of its net asset value on a given trading day. As a consequence, a Fund's portfolio should not be responsive to underlying index movements beyond 45% on a given trading day, whether that movement is favorable or adverse to the Fund. For example, if a Bull Fund's underlying index was to gain 50% on a given trading day, that Fund should be limited to a gain of 90% for that day, which corresponds to 200% of an underlying index gain of 45%, rather than 200% of an underlying index gain of 50%.

IMPORTANT NOTE: As of January 1, 2021, as permitted by regulations adopted by the Securities and Exchange Commission, paper copies of each Fund's annual and semi-annual shareholder reports will no longer be sent by mail, unless you specifically request paper copies of the shareholder reports from your financial intermediary, such as a broker-dealer or bank. Instead, annual and semi-annual shareholder reports will be available on a website, and you will be notified by mail each time a report is posted and provided with a website link to access the report.

You may elect to receive all future annual and semi-annual shareholder reports in paper free of charge. To elect to continue to receive paper copies of shareholder reports through the mail or to otherwise change your delivery method, contact your financial intermediary or follow the instructions included with this disclosure. Your election to receive shareholder reports in paper will apply to all funds that you hold through the financial intermediary. If you already elected to receive shareholder reports electronically, you will not be affected by this change and you need not take any action.

These securities have not been approved or disapproved by the U.S. Securities and Exchange Commission ("SEC") or the U.S. Commodity Futures Trading Commission ("CFTC"), nor have the SEC or CFTC passed upon the adequacy of this Prospectus. Any representation to the contrary is a criminal offense.

TABLE OF CONTENTS

SUMMARY SECTION	1
Direxion Daily S&P 500® Bull 2X Shares	1
Direxion Daily MSCI Brazil Bull 2X Shares	10
Direxion Daily CSI 300 China A Share Bull 2X Shares	20
Direxion Daily CSI China Internet Index Bull 2X Shares	32
Direxion Daily MSCI India Bull 2X Shares	42
Direxion Daily Latin America Bull 2X Shares	52
Direxion Daily Russia Bull 2X Shares	62
Direxion Daily Cloud Computing Bull 2X Shares	73
Direxion Daily Cloud Computing Bear 2X Shares	82
Direxion Daily Energy Bull 2X Shares	91
Direxion Daily Energy Bear 2X Shares	100
Direxion Daily Gold Miners Index Bull 2X Shares	109
Direxion Daily Gold Miners Index Bear 2X Shares	119
Direxion Daily Junior Gold Miners Index Bull 2X Shares	129
Direxion Daily Junior Gold Miners Index Bear 2X Shares	139
Direxion Daily S&P Oil & Gas Exp. & Prod. Bull 2X Shares	149
Direxion Daily S&P Oil & Gas Exp. & Prod. Bear 2X Shares	158
Direxion Daily Robotics, Artificial Intelligence & Automation Index Bull 2X Shares	168
OVERVIEW OF THE FUNDS	178
ADDITIONAL INFORMATION REGARDING INVESTMENT TECHNIQUES AND POLICIES	179
ADDITIONAL INFORMATION REGARDING PRINCIPAL RISKS	187
Other Risks of the Funds	208
ABOUT YOUR INVESTMENT	211
Share Price of the Funds	211
HOW TO BUY AND SELL SHARES	212
MANAGEMENT OF THE FUNDS	213
PORTFOLIO HOLDINGS	214
OTHER SERVICE PROVIDERS	214
DISTRIBUTIONS	214
TAXES	214
ADDITIONAL INFORMATION	217
INDEX LICENSORS	217

FINANCIAL HIGHLIGHTS

220

**MORE INFORMATION ON THE DIREXION
SHARES ETF TRUST**

BACK COVER

SUMMARY SECTION

Direxion Daily S&P 500® Bull 2X Shares

Important Information Regarding the Fund

The Direxion Daily S&P 500® Bull 2X Shares (the "Fund") seeks **daily leveraged** investment results and is very different from most other exchange-traded funds. As a result, the Fund may be riskier than alternatives that do not use leverage because the Fund's objective is to magnify the daily performance of the S&P 500® Index (the "Index"). The return for investors that invest for periods longer or shorter than a trading day should not be expected to be 200% of the performance of the Index for the period. The return of the Fund for a period longer than a trading day will be the result of each trading day's compounded return over the period, which will very likely differ from 200% of the return of the Index for that period. Longer holding periods, higher volatility of the Index and leverage increase the impact of compounding on an investor's returns. During periods of higher Index volatility, the volatility of the Index may affect the Fund's return as much as, or more than, the return of the Index.

The Fund is not suitable for all investors. The Fund is designed to be utilized only by knowledgeable investors who understand the potential consequences of seeking daily leveraged (2X) investment results, understand the risks associated with the use of leverage and are willing to monitor their portfolios frequently. The Fund is not intended to be used by, and is not appropriate for, investors who do not intend to actively monitor and manage their portfolios. For periods longer than a single day, the Fund will lose money if the Index's performance is flat, and it is possible that the Fund will lose money even if the Index's performance increases over a period longer than a single day. An investor could lose the full principal value of his/her investment within a single day if the Fund's Index loses more than 50% in one day.

Investment Objective

The Fund seeks daily investment results, before fees and expenses, of 200% of the daily performance of the Index. **The Fund does not seek to achieve its stated investment objective for a period of time different than a trading day.**

Fees and Expenses of the Fund

This table describes the fees and expenses that you may pay if you buy, hold, and sell shares of the Fund ("Shares"). You may pay other fees, such as brokerage commissions and other fees to financial intermediaries, which are not reflected in the table and example below.

Annual Fund Operating Expenses (expenses that you pay each year as a percentage of the value of your investment)

Management Fees	0.50%
Distribution and/or Service (12b-1) Fees	0.00%
Other Expenses of the Fund	0.35%
Acquired Fund Fees and Expenses ⁽¹⁾	<u>0.03%</u>
Total Annual Fund Operating Expenses	0.88%
Expense Cap/Reimbursement ⁽²⁾	<u>-0.25%</u>
Total Annual Fund Operating Expenses After Expense Cap/Reimbursement	<u>0.63%</u>

⁽¹⁾ "Acquired Fund Fees and Expenses" include fees and expenses incurred indirectly by the Fund as a result of investments in other investment companies, including investments in money market funds. Because Acquired Fund Fees and Expenses are not borne directly by the Fund, they will not be reflected in the expense information in the Fund's financial statements and the information presented in the table will differ from that presented in the Fund's financial highlights included in the Fund's reports to shareholders.

⁽²⁾ Rafferty Asset Management, LLC ("Rafferty" or the "Adviser") has entered into an Operating Expense Limitation Agreement with the Fund. Under the Operating Expense Limitation Agreement, Rafferty has contractually agreed to waive all or a portion of its management fee and/or reimburse the Fund for Other Expenses through September 1, 2022, to the extent that the Fund's Total Annual Fund Operating Expenses exceed 0.60% of the Fund's average daily net assets (excluding, as applicable, among other expenses, taxes, swap financing and related costs, acquired fund fees and expenses, dividends or interest on short positions, other interest expenses, brokerage commissions and extraordinary expenses).

Any expense waiver or reimbursement is subject to recoupment by the Adviser within the three years after the expense was waived/reimbursed only if Total Annual Fund Operating Expenses fall below the lesser of this percentage limitation and any percentage limitation in place at the time the expense was waived/reimbursed.

Example - This example is intended to help you compare the cost of investing in the Fund with the cost of investing in other mutual funds. The example assumes that you invest \$10,000 in the Fund for the time periods indicated and then redeem all of your shares at the end of those periods. The example also assumes that your investment has a 5% return each year and that the Fund's operating expenses remain the same. Although your actual costs may be higher or lower, based on these assumptions your costs would be:

1 Year	3 Years	5 Years	10 Years
\$64	\$256	\$463	\$1,061

Portfolio Turnover

The Fund pays transaction costs, such as commissions, when it buys and sells securities (or "turns over" its portfolio). A higher portfolio turnover rate may indicate higher transaction costs and may result in higher taxes when Fund shares are held in a taxable account. These costs, which are not reflected in Annual Fund Operating Expenses or in the example, affect the Fund's performance. During the most recent fiscal year, the Fund's portfolio turnover rate was 105% of the average value of its portfolio. However, this portfolio turnover rate is calculated without regard to cash instruments or derivative

transactions. If the Fund's extensive use of derivatives was reflected, the Fund's portfolio turnover rate would be significantly higher.

Principal Investment Strategy

The Index is designed to be comprised of stocks that are the 500 leading, large-cap U.S.-listed issuers. It selects constituents on the basis of market capitalization, financial viability of the company and the public float, liquidity and price of a company's shares outstanding. The Index is a float-adjusted and market capitalization-weighted index.

As of December 31, 2020, the Index consisted of 505 constituents, which had a median total market capitalization of \$25.6 billion, total market capitalizations ranging from \$3.2 billion to \$2.3 trillion and were concentrated in the information technology sector. The Index is rebalanced quarterly.

The Fund, under normal circumstances, invests at least 80% of its net assets (plus borrowing for investment purposes) in financial instruments, such as swap agreements, securities of the Index, and exchange-traded funds ("ETFs") that track the Index and other financial instruments that provide daily leveraged exposure to the Index or to ETFs that track the Index. The financial instruments in which the Fund most commonly invests are swap agreements and futures contracts which are intended to produce economically leveraged investment results.

The components of the Index and the percentages represented by various sectors in the Index may change over time. The Fund will concentrate its investment in a particular industry or group of industries (*i.e.*, hold 25% or more of its total assets in the stocks of a particular industry or group of industries) to approximately the same extent as the Index is so concentrated.

The Fund may invest in the securities of the Index, a representative sample of the securities in the Index that has aggregate characteristics similar to those of the Index, an ETF that tracks the Index or a substantially similar index, and may utilize derivatives, such as swaps or futures on the Index or on an ETF that tracks the same Index or a substantially similar index, that provide leveraged exposure to the above.

The Fund seeks to remain fully invested at all times, consistent with its stated investment objective, but may not always have investment exposure to all of the securities in the Index, or its weighting of investment exposure to securities or industries may be different from that of the Index. In addition, the Fund may invest in securities or financial instruments not included in the Index.

The Fund will attempt to achieve its investment objective without regard to overall market movement or the increase or decrease of the value of the securities in the Index. At the close of the markets each trading day, Rafferty positions the Fund's portfolio so that its exposure to the Index is consistent with the Fund's investment objective. The impact of the Index's movements during the day will affect whether the Fund's portfolio needs to be re-positioned. For example, if the Index has risen on a given day, net assets of the Fund should rise, meaning that the Fund's exposure will need to be increased. Conversely, if the Index has fallen on a given

day, net assets of the Fund should fall, meaning the Fund's exposure will need to be reduced. This re-positioning strategy typically results in high portfolio turnover. On a day-to-day basis, the Fund is expected to hold ETFs and money market funds, deposit accounts with institutions with high quality credit ratings, and/or short-term debt instruments that have terms-to-maturity of less than 397 days and exhibit high quality credit profiles, including U.S. government securities and repurchase agreements.

The terms "daily," "day," and "trading day," refer to the period from the close of the markets on one trading day to the close of the markets on the next trading day. Additionally, the Fund's investment objective is not a fundamental policy and may be changed by the Fund's Board of Trustees without shareholder approval.

Because of daily rebalancing and the compounding of each day's return over time, the return of the Fund for periods longer than a single day will be the result of each day's returns compounded over the period, which will very likely differ from 200% of the return of the Index over the same period. The Fund will lose money if the Index performance is flat over time, and as a result of daily rebalancing, the Index's volatility and the effects of compounding, it is even possible that the Fund will lose money over time while the Index's performance increases over a period longer than a single day.

Principal Investment Risks

An investment in the Fund entails risk. The Fund may not achieve its leveraged investment objective and there is a risk that you could lose all of your money invested in the Fund. The Fund is not a complete investment program. In addition, the Fund presents risks not traditionally associated with other mutual funds and ETFs. It is important that investors closely review all of the risks listed below and understand them before making an investment in the Fund.

Effects of Compounding and Market Volatility Risk - The Fund has a daily leveraged investment objective and the Fund's performance for periods greater than a trading day will be the result of each day's returns compounded over the period, which is very likely to differ from 200% of the Index's performance, before fees and expenses. Compounding affects all investments, but has a more significant impact on funds that are leveraged and that rebalance daily. For a leveraged Fund, if adverse daily performance of the Index reduces the amount of a shareholder's investment, any further adverse daily performance will lead to a smaller dollar loss because the shareholder's investment had already been reduced by the prior adverse performance. Equally, however, if favorable daily performance of the Index increases the amount of a shareholder's investment, the dollar amount lost due to future adverse performance will increase because the shareholder's investment has increased.

The effect of compounding becomes more pronounced as Index volatility and the holding period increase. The impact of compounding will impact each shareholder differently depending on the period of time an investment in the Fund is held and the volatility of the Index during shareholder's holding period of an investment in the Fund.

The chart below provides examples of how Index volatility could affect the Fund's performance. Fund performance for periods greater than one single day can be estimated given any set of assumptions for the following factors: a) Index volatility; b) Index performance; c) period of time; d) financing rates associated with leveraged exposure; e) other Fund expenses; and f) dividends or interest paid with respect to securities in the Index. The chart below illustrates the impact of two principal factors – Index volatility and Index performance – on Fund performance. The chart shows estimated Fund returns for a number of combinations of Index volatility and Index performance over a one-year period. Performance shown in the chart assumes that: (i) no dividends were paid with respect to the securities included in the Index; (ii) there were no Fund expenses; and (iii) borrowing/lending rates (to obtain leveraged exposure) of 0%. If Fund expenses and/or actual borrowing/lending rates were reflected, the estimated returns would be different than those shown. Particularly during periods of higher Index volatility, compounding will cause results for periods longer than a trading day to vary from 200% of the performance of the Index.

As shown in the chart below, the Fund would be expected to lose 6.1% if the Index provided no return over a one year period during which the Index experienced annualized volatility of 25%. At higher ranges of volatility, there is a chance of a significant loss of value in the Fund, even if the Index's return is flat. **For instance, if the Index's annualized volatility is 100%, the Fund would be expected to lose 63.2% of its value, even if the cumulative Index return for the year was 0%.** Areas shaded red (or dark gray) represent those scenarios where the Fund can be expected to return less than 200% of the performance of the Index and those shaded green (or light gray) represent those scenarios where the Fund can be expected to return more than 200% of the performance of the Index. The Fund's actual returns may be significantly better or worse than the returns shown below as a result of any of the factors discussed above or in "Daily Index Correlation/Tracking Risk" below.

One Year Index Return	200% One Year Index Return	Volatility Rate				
		10%	25%	50%	75%	100%
-60%	-120%	-84.2%	-85.0%	-87.5%	-90.9%	-94.1%
-50%	-100%	-75.2%	-76.5%	-80.5%	-85.8%	-90.8%
-40%	-80%	-64.4%	-66.2%	-72.0%	-79.5%	-86.8%
-30%	-60%	-51.5%	-54.0%	-61.8%	-72.1%	-82.0%
-20%	-40%	-36.6%	-39.9%	-50.2%	-63.5%	-76.5%
-10%	-20%	-19.8%	-23.9%	-36.9%	-53.8%	-70.2%
0%	0%	-1.0%	-6.1%	-22.1%	-43.0%	-63.2%
10%	20%	19.8%	13.7%	-5.8%	-31.1%	-55.5%
20%	40%	42.6%	35.3%	12.1%	-18.0%	-47.0%
30%	60%	67.3%	58.8%	31.6%	-3.7%	-37.8%
40%	80%	94.0%	84.1%	52.6%	11.7%	-27.9%
50%	100%	122.8%	111.4%	75.2%	28.2%	-17.2%
60%	120%	153.5%	140.5%	99.4%	45.9%	-5.8%

The Index's annualized historical volatility rate for the five year period ended December 31, 2020 was 19.23%. The Index's highest volatility rate for any one calendar year during the five year period was 34.69% and volatility for a shorter period

of time may have been substantially higher. The Index's annualized performance for the five-year period ended December 31, 2020 was 15.22%. Historical Index volatility and performance are not indications of what the Index volatility and performance will be in the future. The volatility of ETFs or instruments that reflect the value of the Index, such as swaps, may differ from the volatility of the Index.

For information regarding the effects of volatility and Index performance on the long-term performance of the Fund, see "Additional Information Regarding Investment Techniques and Policies" in the Fund's statutory prospectus, and "Leverage - Special Note Regarding the Correlation Risks of the Funds" in the Fund's Statement of Additional Information.

Leverage Risk — The Fund obtains investment exposure in excess of its net assets by utilizing leverage and may lose more money in market conditions that are adverse to its investment objective than a fund that does not utilize leverage. An investment in the Fund is exposed to the risk that a decline in the daily performance of the Index will be magnified. This means that an investment in the Fund will be reduced by an amount equal to 2% for every 1% daily decline in the Index, not including the costs of financing leverage and other operating expenses, which would further reduce its value. The Fund could theoretically lose an amount greater than its net assets in the event of an Index decline of more than 50%. Leverage will also have the effect of magnifying any differences in the Fund's correlation with the Index.

Due to the limited availability of necessary investments or financial instruments, the Fund could, among other things, as a defensive measure, limit or suspend creations or redemptions of Creation Units until the Adviser determines that the requisite exposure to the Index is obtainable. During the period that creation or redemptions are affected, the Fund's shares could trade at a significant premium or discount to their net asset value or the bid-ask spread of the Fund's shares could widen significantly. In the case of a period during which creations are suspended, the Fund could experience significant redemptions, which may cause the Fund to sell portfolio securities at unfavorable prices and increased transaction and other costs and make greater taxable distributions to shareholders of the Fund. The Fund may also change its investment objective by, for example, seeking to track an alternative index, or lowering its leverage multiple or the Fund could close.

Derivatives Risk — Derivatives are financial instruments that derive value from the underlying reference asset or assets, such as stocks, bonds, or funds (including ETFs), interest rates or indexes. The Fund's investments in derivatives may pose risks in addition to, and greater than, those associated with directly investing in securities or other ordinary investments, including risk related to the market, leverage, imperfect daily correlations with underlying investments or the Fund's other portfolio holdings, higher price volatility, lack of availability, counterparty risk, liquidity, valuation and legal restrictions. The use of derivatives is a highly specialized activity that involves investment techniques and risks different from those associated with ordinary portfolio

securities transactions. The use of derivatives may result in larger losses or smaller gains than directly investing in securities. When the Fund uses derivatives, there may be imperfect correlation between the value of the reference assets and the derivative, which may prevent the Fund from achieving its investment objective. Because derivatives often require only a limited initial investment, the use of derivatives may expose the Fund to losses in excess of those amounts initially invested.

The Fund may use a combination of swaps on the Index and swaps on an ETF whose investment objective is to track the performance of the same or a substantially similar index to achieve its investment objective. The reference ETF may not closely track the performance of the Index due to fees and other costs borne by the ETF and other factors, such as an ETF's premium or discount. Thus, to the extent that the Fund invests in swaps that use an ETF as a reference asset, the Fund may be subject to greater correlation risk and may not achieve as high a degree of correlation with the Index as it would if the Fund used swaps that utilized the Index as the reference asset. Any financing, borrowing or other costs associated with using derivatives may also reduce the Fund's return.

In addition, the Fund's investments in derivatives are subject to the following risks:

- **Swap Agreements.** Swap agreements are entered into primarily with major global financial institutions for a specified period, which may range from one day to more than one year. The swap agreements in which the Fund invests are generally traded in the over-the-counter market, which generally has less transparency than exchange-traded derivatives instruments. In a standard swap transaction, two parties agree to exchange the return (or differentials in rates of return) earned or realized on particular predetermined reference assets or underlying securities or instruments. The gross return to be exchanged or swapped between the parties is calculated based on a notional amount or the return on or change in value of a particular dollar amount invested in a basket of securities representing a particular index or an ETF that seeks to track an index.

If the Index has a dramatic move that causes a material decline in the Fund's net assets, the terms of a swap agreement between the Fund and its counterparty may permit the counterparty to immediately close out the swap transaction with the Fund. In that event, the Fund may be unable to enter into another swap agreement or invest in other derivatives to achieve exposure consistent with the Fund's investment objective. This may prevent the Fund from achieving its leveraged investment objective, even if the Index later reverses all or a portion of its movement. This may result in the value of an investment in the Fund changing quickly and without warning.

- **Futures Contracts.** Futures contracts are typically exchange-traded contracts that call for the future delivery of an asset at a certain price and date, or cash settlement of the terms of the contract. There may be an imperfect correlation between the changes in market value of the securities held by the Fund and the prices of futures

contracts. There may not be a liquid secondary market for the futures contracts and the Fund may not be able to enter into a closing transaction. Regulations may also limit the number of positions that can be held or controlled by the Fund or the Adviser, thus limiting the ability of the Fund to implement its leveraged investment strategy. Futures markets are highly volatile and the use of futures may increase the Fund's volatility. The value of an investment in the Fund may change quickly and without warning.

Counterparty Risk — A counterparty may be unwilling or unable to make timely payments to meet its contractual obligations or may fail to return holdings that are subject to the agreement with the counterparty. If the counterparty or its affiliate becomes insolvent, bankrupt or defaults on its payment obligations to the Fund, the value of an investment held by the Fund may decline. Additionally, if any collateral posted by the counterparty for the benefit of the Fund is insufficient or there are delays in the Fund's ability to access such collateral, the Fund may not be able to achieve its leveraged investment objective. The Fund may also not be able to exercise remedies, such as the termination of transactions, netting of obligations and realization on collateral if such remedies are stayed or eliminated under special resolutions adopted in the United States, the European Union and various other jurisdictions.

In addition, the Fund may enter into swap agreements with a limited number of counterparties, which may increase the Fund's exposure to counterparty credit risk. Further, there is a risk that no suitable counterparties will be willing to enter into, or continue to enter into, transactions with the Fund and, as a result, the Fund may not be able to achieve its leveraged investment objective or may decide to change its leveraged investment objective.

Rebalancing Risk — If for any reason the Fund is unable to rebalance all or a part of its portfolio, or if all or a portion of the portfolio is rebalanced incorrectly, the Fund's investment exposure may not be consistent with its investment objective. In these instances, the Fund may have investment exposure to the Index that is significantly greater or significantly less than its stated multiple. The Fund may be more exposed to leverage risk than if it had been properly rebalanced and may not achieve its investment objective, leading to significantly greater losses or reduced gains.

Intra-Day Investment Risk - The Fund seeks leveraged investment results from the close of the market on a given trading day until the close of the market on the subsequent trading day. The exact exposure of an investment in the Fund intraday in the secondary market is a function of the difference between the value of the Index at the market close on the first trading day and the value of the Index at the time of purchase. If the Index gains value, the Fund's net assets will rise by the same amount as the Fund's exposure. Conversely, if the Index declines, the Fund's net assets will decline by the same amount as the Fund's exposure. Thus, an investor that purchases shares intra-day may experience performance that is greater than, or less than, the Fund's stated multiple of the Index.

If there is a significant intra-day market event and/or the securities of the Index experience a significant decrease, the Fund may not meet its investment objective, be able to rebalance its portfolio appropriately, or may experience significant premiums or discounts, or widened bid-ask spreads. Additionally, the Fund may close to purchases and sales of Shares prior to the close of trading on the Exchange and incur significant losses.

Daily Index Correlation/Tracking Risk - There is no guarantee that the Fund will achieve a high degree of correlation to the Index and therefore achieve its daily leveraged investment objective. The Fund's exposure to the Index is impacted by the Index's movement. Because of this, it is unlikely that the Fund will be perfectly exposed to the Index at the end of each day. The possibility of the Fund being materially over- or under-exposed to the Index increases on days when the Index is volatile near the close of the trading day. Market disruptions, regulatory restrictions and high volatility will also adversely affect the Fund's ability to adjust exposure to the required levels.

The Fund may have difficulty achieving its daily leveraged investment objective due to fees, expenses, transaction costs, financing costs related to the use of derivatives, investments in ETFs, directly or indirectly, income items, valuation methodology, accounting standards, regulatory reasons (such as, diversification requirements) and disruptions or illiquidity in the markets for the securities or derivatives held by the Fund. The Fund may be subject to large movements of assets into and out of the Fund, potentially resulting in the Fund being over- or under-exposed to the Index. The Fund may not have investment exposure to all of the securities in the Index or its weighting of investment exposure to the securities may be different from that of the Index. In addition, the Fund may invest in securities that are not included in the Index. The Fund may also invest directly in or use other investment companies, such as ETFs, which may result in increased tracking error for the Fund. Additionally, an ETF's performance may differ from the index it tracks, thus resulting in additional tracking error for the Fund. Activities surrounding periodic Index reconstitutions and other Index rebalancing events may also hinder the Fund's ability to meet its daily leveraged investment objective. For example, the Fund may take or refrain from taking positions to improve tax efficiency or to comply with various regulatory restrictions, which may negatively impact the Fund's correlation to the Index. Any of these factors could decrease correlation between the performance of the Fund and the Index and may hinder the Fund's ability to meet its daily investment objective.

Other Investment Companies (including ETFs) Risk —

The Fund may invest directly in another investment company by purchasing shares of the investment company or indirectly by utilizing an investment company as the reference asset of a derivative instrument. By investing in another investment company, including an ETF, the Fund becomes a shareholder of that investment company and as a result, Fund shareholders indirectly bear the Fund's proportionate share of the fees and expenses of the other investment company, in addition to the fees and expenses of the Fund's own operations. As a shareholder, the Fund must rely on the other investment company to achieve its investment objective. The Fund's

performance may be magnified positively or negatively by virtue of its investment in other investment companies. If the other investment company fails to achieve its investment objective, the value of the Fund's investment will not perform as expected, thus affecting the Fund's performance and its correlation with the Index. In addition, because shares of ETFs are listed and traded on national stock exchanges, their shares may trade at a discount or a premium to an ETF's net asset value, and an ETF's market price may be more or less than the value of the index that the ETF tracks especially during periods of market volatility or disruption. Because the Fund transacts and prices its direct or indirect investments in ETFs at market price, the Fund's use of ETFs could have an adverse impact on the Fund's ability to achieve its investment objective. Investments in such shares may be subject to brokerage and other trading costs, which could result in greater expenses to the Fund. Finally, depending on the demand in the market, the Fund may not be able to liquidate its holdings in ETFs at an optimal price or time, which may adversely affect the Fund's performance.

Natural Disaster/Epidemic and Market Disruption Risk —

Natural or environmental disasters, such as earthquakes, fires, floods, hurricanes, and tsunamis and widespread disease, including pandemics and epidemics have been and can be highly disruptive to economies and markets and have recently led, and may continue to lead to increased market volatility and significant market losses. Such natural disasters and health crises could exacerbate political, social and economic risks, and result in significant breakdowns, delays, shutdowns, social isolation, and other disruptions to important global, local and regional supply chains. A climate of uncertainty and panic, including the contagion of infectious viruses and diseases, may adversely affect global, regional, and local economies and reduce the availability of potential investment opportunities, and increases the difficulty of performing due diligence and modeling market conditions, potentially reducing the accuracy of financial projections. A widespread crisis would also affect the global economy in ways that cannot necessarily be foreseen. Adverse effects may be more pronounced for developing or emerging market countries that have less established health care systems. How long such events will last and whether they will continue or recur cannot be predicted.

Significant market volatility and market downturns may limit the Fund's ability to sell securities and obtain long exposure to securities, and the Fund's sales and long exposures may exacerbate the market volatility and downturn. Under such circumstances, the Fund may have difficulty achieving its investment objective for one or more trading days, which may adversely impact the Fund's returns on those days and periods inclusive of those days. Alternatively, the Fund may incur higher costs (including swap financing costs) in order to achieve its investment objective and may be forced to purchase and sell securities (including other ETFs' shares) at market prices that do not represent their fair value (including in the case of an ETF, its net asset value) or at times that result in differences between the price the Fund receives for the security or the value of the swap exposure and the market closing price of the security or the market closing value of the swap exposure. Under those

circumstances, the Fund's ability to track its Index is likely to be adversely affected, the market price of Fund shares may reflect a greater premium or discount to net asset value and bid-ask spreads in the Fund's shares may widen, resulting in increased transaction costs for secondary market purchasers and sellers. The Fund may also incur additional tracking error due to the use of futures contracts or other securities that are not perfectly correlated to the Index.

The recent pandemic spread of the novel coronavirus known as COVID-19 has proven to be a market disrupting event. The impact of this virus, like other pandemics that may arise in the future, has negatively affected, and may continue to negatively affect, the economies of many nations, companies, and the global securities and commodities markets, including by reducing liquidity in the markets. It is impossible to predict the full effects, durations and costs of the COVID-19 pandemic.

Market Risk — Turbulence in financial markets and reduced liquidity in equity, credit and fixed income markets may negatively affect many issuers worldwide, which could have an adverse effect on the Fund.

Historically, market cycles have included long term positive and negative periods. Since approximately 2008, the market has largely moved upward and accordingly, the market may be poised for a correction or downturn.

Large-Capitalization Company Risk — Large-capitalization companies may be less able to adapt to changing market conditions or to respond quickly to competitive challenges or to changes in business, product, financial, or market conditions and may not be able to maintain growth at rates that may be achieved by well-managed smaller and mid-size companies, which may affect the companies' returns.

Mid-Capitalization Company Risk - Mid-capitalization companies often have narrower markets for their goods and/or services, more limited product lines, services, markets, managerial and financial resources and face greater risk of business failure than more established, larger-capitalization companies. In addition, because these stocks are not well known to the investing public, do not have significant institutional ownership and are followed by relatively few security analysts, there will normally be less publicly available information concerning these securities compared to what is available for the securities of larger companies. As a result, the price of mid-capitalization companies can be more volatile and they may be less liquid than large-capitalization companies, which could increase the volatility of the Fund's portfolio.

Information Technology Sector Risk — The value of stocks of information technology companies and companies that rely heavily on technology is particularly vulnerable to rapid changes in technology product cycles, rapid product obsolescence, government regulation, and competition, both domestically and internationally, including competition from competitors with lower production costs. In addition, many information technology companies have limited product lines, markets, financial resources or personnel. The prices of information technology companies and companies that rely heavily on technology, especially those of smaller,

less-seasoned companies, tend to be more volatile and less liquid than the overall market. Information technology companies are heavily dependent on patent and intellectual property rights, the loss or impairment of which may adversely affect profitability. Additionally, companies in the information technology sector may face dramatic and often unpredictable changes in growth rates and competition for the services of qualified personnel.

Index Strategy Risk — The Fund is linked to an Index maintained by a third party provider unaffiliated with the Fund. Securities held by the Fund will generally not be bought or sold in response to market fluctuations and may be concentrated in a particular industry if the Index is so concentrated. The Fund will generally not sell a security because its issuer is in financial trouble or its value has declined, unless that holding is removed or is anticipated to be removed from the Index.

The Index relies on various sources of information to assess the securities included in the Index, including information that may be based on assumptions or estimates and there is no guarantee that the methodology utilized by the Index Provider will result in the Index achieving positive returns. There is no assurance that the Index Provider's calculation methodology or sources of information will provide an accurate assessment of the Index's securities. The Index may also underperform other asset classes or similar indices. Errors in Index data, Index computations or the construction of the Index in accordance with its methodology may occur from time to time and may not be identified and corrected by the Index Provider for a period of time or at all, which may have an adverse impact on the Fund and its shareholders.

The Fund's daily performance may deviate from a multiple of the daily return of the Index due to legal restrictions or limitations, certain listing standards of the Fund's Exchange, a lack of liquidity of the securities in the Index, potential adverse tax consequences or other regulatory reasons (diversification requirements).

Liquidity Risk — Some securities held by the Fund, including derivatives, may be difficult to sell or be illiquid, particularly during times of market turmoil. Markets for securities or financial instruments could be disrupted by a number of events, including, but not limited to, an economic crisis, natural disasters, epidemics/pandemics, new legislation or regulatory changes inside or outside the United States. Illiquid securities may be difficult to value, especially in changing or volatile markets. If the Fund is forced to sell an illiquid security at an unfavorable time or price, the Fund may be adversely impacted. Certain market conditions or restrictions, such as market rules related to short sales, may prevent the Fund from limiting losses, realizing gains or achieving a high correlation with its Index. There is no assurance that a security that is deemed liquid when purchased will continue to be liquid. Market illiquidity may cause losses for the Fund. To the extent that the Index value increases or decreases significantly, the Fund may be one of many market participants that are attempting to transact in the securities of the Index. Under such circumstances, the market for securities of the Index may lack sufficient liquidity for all market participants' trades. Therefore, the Fund may have

more difficulty transacting in the securities or financial instruments and the Fund's transactions could exacerbate the price changes of the securities of the Index and may impact the ability of the Fund to achieve its investment objective.

Early Close/Trading Halt Risk — An exchange or market may close or issue trading halts on specific securities, or the ability to buy or sell certain portfolio securities or financial instruments may be restricted, which may result in the Fund being unable to buy or sell certain securities or financial instruments. In such circumstances, the Fund may be unable to rebalance its portfolio, may be unable to accurately price its investments, may incur significant tracking differences with its Index, may incur substantial losses and may limit or stop purchases of the Fund. If there is a significant intra-day market event and/or the securities of the Index experience a significant increase or decrease, the Fund may not meet its investment objective or rebalance its portfolio appropriately. Additionally, the Fund may close to purchases and sales of Shares prior to the close of regular trading on the NYSE Arca, Inc. and incur significant losses.

Equity Securities Risk — Investments in, and/or exposure to, publicly issued equity securities, including common stocks, are subject to market risks that may cause their prices to fluctuate over time. Fluctuations in the value of equity securities in which the Fund invests will cause the net asset value of the Fund to fluctuate.

High Portfolio Turnover Risk - Daily rebalancing of the Fund's holdings pursuant to its daily investment objective causes a much greater number of portfolio transactions when compared to most ETFs. Additionally, active market trading of the Fund's Shares on such exchanges as the NYSE Arca, Inc., could cause more frequent creation and redemption activities, which could increase the number of portfolio transactions. Frequent and active trading may lead to higher transaction costs because of increased broker commissions resulting from such transactions. In addition, there is the possibility of significantly increased short-term capital gains (which will be taxable to shareholders as ordinary income when distributed to them). The Fund calculates portfolio turnover without including the short-term cash instruments or derivative transactions that comprise the majority of the Fund's trading. As such, if the Fund's extensive use of derivative instruments were reflected, the calculated portfolio turnover rate would be significantly higher.

Non-Diversification Risk — The Fund is non-diversified, which means it invests a high percentage of its assets in a limited number of securities. Its net asset value and total return may fluctuate more or fall greater in times of weaker markets than a diversified fund.

Securities Lending Risk — Securities lending involves the risk that the Fund may lose money because the borrower of the loaned securities fails to return the securities in a timely manner or at all. The Fund could also lose money in the event of a decline in the value of collateral provided for loaned securities, a decline in the value of any investments made with cash collateral, or a "gap" between the return on cash collateral reinvestments and any fees the Fund has

agreed to pay a borrower. These events could also trigger adverse tax consequences for the Fund.

Special Risks of Exchange-Traded Funds

Authorized Participants Concentration Risk. The Fund may have a limited number of financial institutions that may act as Authorized Participants. To the extent that those Authorized Participants exit the business or are unable to process creation and/or redemption orders, Shares may trade at larger bid-ask spreads and/or premiums or discounts to net asset value. Authorized Participant concentration risk may be heightened for a fund that invests in non-U.S. securities or other securities or instruments that have lower trading volumes.

Market Price Variance Risk. Fund Shares are listed for trading on NYSE Arca and can be bought and sold in the secondary market at market prices rather than at net asset value. The market prices of Shares will fluctuate in response to changes in the value of the Fund's holdings and supply and demand for Shares. Shareholders that purchase or sell Shares on the secondary market may trade Shares at a price greater than net asset value (a premium) or less than net asset value (a discount). There may be times when the market price and the net asset value vary significantly. The Fund's investment results are measured based upon the daily net asset value of the Fund over a period of time. Investors purchasing and selling Shares in the secondary market may not experience the same investment results as experienced by those creating and redeeming Shares at net asset value. There is no guarantee that an active secondary market will develop for Shares. To the extent that exchange specialists, market makers, Authorized Participants, or other participants are unavailable or unable to trade the Fund's Shares and/or create or redeem Creation Units, market disruptions or significant market volatility, bid-ask spreads and premiums or discounts may widen.

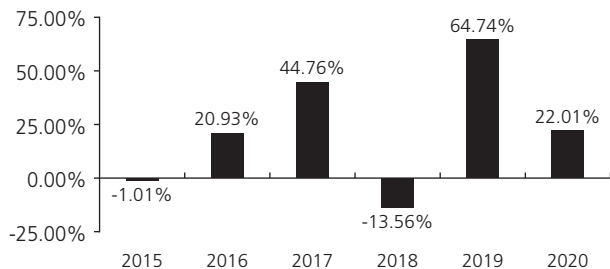
Fund Shares Trading Risk/Bid-Ask Spread Risk. Investments in Fund shares are subject to risks as a result of their trading in the secondary market. For example, investors transacting in the secondary market may incur costs as a result of there being a (potentially significant) spread (or difference) between the price that purchasers are willing to pay for shares (the bid) and the price at which sellers are willing to sell shares (the ask). This spread, which is known as a bid-ask spread, will vary based on, among other things, market demand for shares, the liquidity of the Fund portfolio and other factors. In addition, like other securities that are listed on an exchange, Fund shares can be sold short. Accordingly, their price can be volatile and they can be subject to pressure from short sales. Further, trading in all listed securities, including Fund shares, can be halted, including due to market volatility triggering "circuit breaker" rules.

Fund Performance

The following performance information provides some indication of the risks of investing in the Fund by demonstrating how its returns have varied from calendar year to calendar year. The bar chart shows changes in the Fund's performance from calendar year to calendar year. The table shows how the Fund's average annual returns

for the one-year, five-year, and since inception periods compare with those of one or more broad-based market indexes for the same periods. The Fund's past performance, before and after taxes, is not necessarily an indication of how the Fund will perform in the future. Updated performance is available on the Fund's website at www.direxion.com/etfs?producttab=performance or by calling the Fund toll-free at (866) 476-7523.

Total Return for the Calendar Years Ended December 31



During the period of time shown in the bar chart, the Fund's highest calendar quarter return was 40.99% for the quarter ended June 30, 2020 and its lowest calendar quarter return was -40.92% for the quarter ended March 31, 2020. The year-to-date return as of December 31, 2020 was 22.01%.

Average Annual Total Returns (for the periods ended December 31, 2020)

	1 Year	5 Years	Since Inception 5/28/2014
Return Before Taxes	22.01%	24.91%	21.02%
Return After Taxes on Distributions	18.29%	22.21%	18.68%
Return After Taxes on Distributions and Sale of Fund Shares	13.10%	19.06%	16.19%
S&P 500® Index (reflects no deduction for fees, expenses or taxes)	18.40%	15.22%	13.03%

After-tax returns are calculated using the historically highest individual federal marginal income tax rates and do not reflect the impact of state and local taxes. Actual after-tax returns depend on an investor's tax situation and may differ from those shown, and after-tax returns are not relevant to investors who hold their Fund shares through tax-deferred arrangements, such as 401(k) plans or individual retirement accounts.

Annual returns are required to be shown and should not be interpreted as suggesting that the Fund should or should not be held for long periods of time.

Management

Investment Adviser. Rafferty Asset Management, LLC is the Fund's investment adviser.

Portfolio Managers. The following members of Rafferty's investment team are jointly and primarily responsible for the day-to-day management of the Fund:

Portfolio Managers	Years of Service with the Fund	Primary Title
Paul Brigandi	Since Inception in May 2014	Portfolio Manager
Tony Ng	Since September 2015	Portfolio Manager

Purchase and Sale of Fund Shares

The Fund's individual shares may only be purchased or sold in the secondary market through a broker-dealer or other financial intermediaries at market price rather than at net asset value. The market price of Shares will fluctuate in response to changes in the value of the Fund's holdings and supply and demand for the Shares, which may result in shareholders purchasing or selling the Shares on the secondary market at a market price that is greater than net asset value (a premium) or less than net asset value (a discount). A shareholder may incur costs attributable to the difference between the highest price a buyer is willing to pay for the Fund's Shares (bid) and the lowest price a seller is willing to accept for the Fund's Shares (ask) when buying or selling Shares on the secondary market (the "bid-ask spread") in addition to brokerage commissions. The bid-ask spread may vary over time for Shares based on trading volume and market liquidity. Recent information regarding the Fund Shares such as net asset value, market price, premiums and discounts and bid-ask spreads and related other information is available on the Fund's website, www.direxion.com/etfs?producttab=performance.

The Fund's shares are not individually redeemable by the Fund. The Fund will issue and redeem Shares only to Authorized Participants in exchange for cash or a deposit or delivery of a basket of assets (securities and/or cash) in large blocks, known as creation units, each of which is comprised of 50,000 Shares.

If a market disruption or similar event occurs, making it not reasonably practicable for the Fund to dispose of its securities or to determine its net asset value, the Fund could seek to limit or suspend purchases of creation units. Under such circumstances, the Fund's shares could trade at a significant premium or discount to their net asset value or wide bid-ask spreads and the Fund could experience substantial redemptions, which may cause the Fund to sell portfolio holdings, experience increased transaction costs and make greater taxable distributions. The Fund may seek to change its investment objective by, for example, seeking to track an alternative index or changing its leverage multiplier. The Fund could liquidate all, or a portion of, its assets, which may be at unfavorable prices or the Fund may close.

Tax Information

The Fund intends to make distributions that may be taxed as ordinary income or long-term capital gains. Those distributions will be subject to federal income tax and may also be subject to state and local taxes, unless you are investing through a tax-deferred arrangement, such as a 401(k) plan or an individual retirement account. Distributions or investments made through tax-deferred arrangements may be taxed later upon withdrawal. Distributions by the Fund may be significantly higher than those of most other ETFs.

Payments to Broker-Dealers and Other Financial Intermediaries

If you purchase shares of the Fund through a broker-dealer or other financial intermediary (such as a bank or financial advisor), the Fund and/or its Adviser may pay the intermediary for the sale of Fund shares and related services. These payments may create a conflict of interest by influencing the broker-dealer or other financial intermediary and your salesperson to recommend the Fund over another investment. Ask your salesperson or visit your financial intermediary's website for more information.

Index Information

The "S&P 500® Index" is a product of S&P Dow Jones Indices LLC ("SPDJI"), and has been licensed for use by Rafferty. Standard & Poor's® and S&P® are registered trademarks of Standard & Poor's Financial Services LLC ("S&P"); Dow Jones® is a registered trademark of Dow Jones Trademark Holdings LLC ("Dow Jones"); and these trademarks have been licensed for use by SPDJI and sublicensed for certain purposes by Rafferty. Rafferty's ETFs are not sponsored, endorsed, sold or promoted by SPDJI, Dow Jones, S&P, or their respective affiliates and none of such parties make any representation regarding the advisability of investing in such product(s) nor do they have any liability for any errors, omissions, or interruptions of the S&P 500® Index.

Important Information Regarding the Fund

The Direxion Daily MSCI Brazil Bull 2X Shares (formerly, the Direxion Daily MSCI Brazil Bull 3X Shares) (the "Fund") seeks **daily leveraged** investment results and is very different from most other exchange-traded funds. As a result, the Fund may be riskier than alternatives that do not use leverage because the Fund's objective is to magnify the daily performance of the MSCI Brazil 25/50 Index (the "Index"). The return for investors that invest for periods longer or shorter than a trading day should not be expected to be 200% of the performance of the Index for the period. The return of the Fund for a period longer than a trading day will be the result of each trading day's compounded return over the period, which will very likely differ from 200% of the return of the Index for that period. Longer holding periods, higher volatility of the Index and leverage increase the impact of compounding on an investor's returns. During periods of higher Index volatility, the volatility of the Index may affect the Fund's return as much as, or more than, the return of the Index.

The Fund is not suitable for all investors. The Fund is designed to be utilized only by knowledgeable investors who understand the potential consequences of seeking daily leveraged (2X) investment results, understand the risks associated with the use of leverage and are willing to monitor their portfolios frequently. The Fund is not intended to be used by, and is not appropriate for, investors who do not intend to actively monitor and manage their portfolios. For periods longer than a single day, the Fund will lose money if the Index's performance is flat, and it is possible that the Fund will lose money even if the Index's performance increases over a period longer than a single day. An investor could lose the full principal value of his/her investment within a single day if the Fund's Index loses more than 50% in one day.

Investment Objective

The Fund seeks daily investment results, before fees and expenses, of 200% of the daily performance of the Index. **The Fund does not seek to achieve its stated investment objective for a period of time different than a trading day.**

Fees and Expenses of the Fund

This table describes the fees and expenses that you may pay if you buy, hold, and sell shares of the Fund ("Shares"). You may pay other fees, such as brokerage commissions and other fees to financial intermediaries, which are not reflected in the table and example below.

Annual Fund Operating Expenses (expenses that you pay each year as a percentage of the value of your investment)

Management Fees	0.75%
Distribution and/or Service (12b-1) Fees	0.00%
Other Expenses of the Fund	0.22%
Acquired Fund Fees and Expenses ⁽¹⁾	<u>0.38%</u>
Total Annual Fund Operating Expenses	1.35%
Expense Cap/Reimbursement ⁽²⁾	<u>-0.02%</u>
Total Annual Fund Operating Expenses After Expense Cap/Reimbursement	<u>1.33%</u>

⁽¹⁾ "Acquired Fund Fees and Expenses" include fees and expenses incurred indirectly by the Fund as a result of investments in other investment companies, including investments in money market funds. Because Acquired Fund Fees and Expenses are not borne directly by the Fund, they will not be reflected in the expense information in the Fund's financial statements and the information presented in the table will differ from that presented in the Fund's financial highlights included in the Fund's reports to shareholders.

⁽²⁾ Rafferty Asset Management, LLC ("Rafferty" or the "Adviser") has entered into an Operating Expense Limitation Agreement with the Fund. Under the Operating Expense Limitation Agreement, Rafferty has contractually agreed to waive all or a portion of its management fee and/or reimburse the Fund for Other Expenses through September 1, 2022, to the extent that the Fund's Total Annual Fund Operating Expenses exceed 0.95% of the Fund's average daily net assets (excluding, as applicable, among other expenses, taxes, swap financing and related costs, acquired fund fees and expenses, dividends or interest on short positions, other interest expenses, brokerage commissions and extraordinary expenses).

Any expense waiver or reimbursement is subject to recoupment by the Adviser within the three years after the expense was waived/reimbursed only if Total Annual Fund Operating Expenses fall below the lesser of this percentage limitation and any percentage limitation in place at the time the expense was waived/reimbursed.

Example - This example is intended to help you compare the cost of investing in the Fund with the cost of investing in other mutual funds. The example assumes that you invest \$10,000 in the Fund for the time periods indicated and then redeem all of your shares at the end of those periods. The example also assumes that your investment has a 5% return each year and that the Fund's operating expenses remain the same. Although your actual costs may be higher or lower, based on these assumptions your costs would be:

1 Year	3 Years	5 Years	10 Years
\$135	\$426	\$737	\$1,622

Portfolio Turnover

The Fund pays transaction costs, such as commissions, when it buys and sells securities (or "turns over" its portfolio). A higher portfolio turnover rate may indicate higher transaction costs and may result in higher taxes when Fund shares are held in a taxable account. These costs, which are not reflected in Annual Fund Operating Expenses or in the example, affect the Fund's performance. During the most recent fiscal year, the Fund's portfolio turnover rate was 232% of the average value of its portfolio. However, this portfolio turnover rate is calculated without regard to cash instruments or derivative transactions. If the Fund's extensive use of derivatives was reflected, the Fund's portfolio turnover rate would be significantly higher.

Principal Investment Strategy

The Index is designed to measure the performance of the large- and mid-capitalization segments of the Brazilian equity market, covering approximately 85% of the free float-adjusted market capitalization of Brazilian issuers. Brazil is considered an "emerging market," as that term is defined by the index provider. The term "emerging market" refers to an economy that is in the initial stages of industrialization and has been historically marked by low per capita income and a lack of capital market transparency, but appears to be implementing political and/or market reforms resulting in greater capital market transparency, increased access for foreign investors and generally improved economic conditions.

The Index is a free float-adjusted market capitalization-weighted index with a capping methodology applied to issuer weights such that no more than 25% of the Index's value may be invested in a single issuer and the sum of the weights of all issuers representing more than 5% of the Index should not exceed 50% of its value. The Index is rebalanced quarterly.

As of December 31, 2020, the Index had 54 constituents, which had an average market capitalization of \$7.4 billion, total market capitalizations ranging from \$1.3 billion to \$60.2 billion and were concentrated in the financials and materials sectors.

The Fund, under normal circumstances, invests at least 80% of its net assets (plus borrowing for investment purposes) in financial instruments, such as swap agreements, exchange-traded funds ("ETFs") that track the Index, securities of the Index and other financial instruments that provide daily leveraged exposure to the Index or to ETFs that track the Index. The financial instruments in which the Fund most commonly invests are swap agreements and futures contracts which are intended to produce economically leveraged investment results. The Fund generally will not invest directly in the Brazilian securities markets therefore, the Fund expects to invest a majority of its assets in ETFs and swaps that provide exposure to ETFs that seek to replicate the performance of the Index.

The components of the Index and the percentages represented by various sectors in the Index may change over time. The Fund will concentrate its investment in a particular industry or group of industries (*i.e.*, hold 25% or more of its total assets in the stocks of a particular industry or group of industries) to approximately the same extent as the Index is so concentrated.

The Fund may invest in the securities of the Index, a representative sample of the securities in the Index that has aggregate characteristics similar to those of the Index, an ETF that tracks the Index or a substantially similar index, and may utilize derivatives, such as swaps or futures on the Index or on an ETF that tracks the same Index or a substantially similar index, that provide leveraged exposure to the above.

The Fund seeks to remain fully invested at all times, consistent with its stated investment objective, but may not always have investment exposure to all of the securities in the Index, or its weighting of investment exposure to securities or

industries may be different from that of the Index. In addition, the Fund may invest in securities or financial instruments not included in the Index.

The Fund will attempt to achieve its investment objective without regard to overall market movement or the increase or decrease of the value of the securities in the Index. At the close of the markets each trading day, Rafferty positions the Fund's portfolio so that its exposure to the Index is consistent with the Fund's investment objective. The impact of the Index's movements during the day will affect whether the Fund's portfolio needs to be re-positioned. For example, if the Index has risen on a given day, net assets of the Fund should rise, meaning that the Fund's exposure will need to be increased. Conversely, if the Index has fallen on a given day, net assets of the Fund should fall, meaning the Fund's exposure will need to be reduced. This re-positioning strategy typically results in high portfolio turnover. On a day-to-day basis, the Fund is expected to hold ETFs and money market funds, deposit accounts with institutions with high quality credit ratings, and/or short-term debt instruments that have terms-to-maturity of less than 397 days and exhibit high quality credit profiles, including U.S. government securities and repurchase agreements.

The terms "daily," "day," and "trading day," refer to the period from the close of the markets on one trading day to the close of the markets on the next trading day. Additionally, the Fund's investment objective is not a fundamental policy and may be changed by the Fund's Board of Trustees without shareholder approval.

Because of daily rebalancing and the compounding of each day's return over time, the return of the Fund for periods longer than a single day will be the result of each day's returns compounded over the period, which will very likely differ from 200% of the return of the Index over the same period. The Fund will lose money if the Index performance is flat over time, and as a result of daily rebalancing, the Index's volatility and the effects of compounding, it is even possible that the Fund will lose money over time while the Index's performance increases over a period longer than a single day.

Principal Investment Risks

An investment in the Fund entails risk. The Fund may not achieve its leveraged investment objective and there is a risk that you could lose all of your money invested in the Fund. The Fund is not a complete investment program. In addition, the Fund presents risks not traditionally associated with other mutual funds and ETFs. It is important that investors closely review all of the risks listed below and understand them before making an investment in the Fund.

Effects of Compounding and Market Volatility Risk - The Fund has a daily leveraged investment objective and the Fund's performance for periods greater than a trading day will be the result of each day's returns compounded over the period, which is very likely to differ from 200% of the Index's performance, before fees and expenses. Compounding affects all investments, but has a more significant impact on funds that are leveraged and that rebalance daily. For a leveraged Fund, if adverse daily performance of the Index

reduces the amount of a shareholder's investment, any further adverse daily performance will lead to a smaller dollar loss because the shareholder's investment had already been reduced by the prior adverse performance. Equally, however, if favorable daily performance of the Index increases the amount of a shareholder's investment, the dollar amount lost due to future adverse performance will increase because the shareholder's investment has increased.

The effect of compounding becomes more pronounced as Index volatility and the holding period increase. The impact of compounding will impact each shareholder differently depending on the period of time an investment in the Fund is held and the volatility of the Index during shareholder's holding period of an investment in the Fund.

The chart below provides examples of how Index volatility could affect the Fund's performance. Fund performance for periods greater than one single day can be estimated given any set of assumptions for the following factors: a) Index volatility; b) Index performance; c) period of time; d) financing rates associated with leveraged exposure; e) other Fund expenses; and f) dividends or interest paid with respect to securities in the Index. The chart below illustrates the impact of two principal factors – Index volatility and Index performance – on Fund performance. The chart shows estimated Fund returns for a number of combinations of Index volatility and Index performance over a one-year period. Performance shown in the chart assumes that: (i) no dividends were paid with respect to the securities included in the Index; (ii) there were no Fund expenses; and (iii) borrowing/lending rates (to obtain leveraged exposure) of 0%. If Fund expenses and/or actual borrowing/lending rates were reflected, the estimated returns would be different than those shown. Particularly during periods of higher Index volatility, compounding will cause results for periods longer than a trading day to vary from 200% of the performance of the Index.

As shown in the chart below, the Fund would be expected to lose 6.1% if the Index provided no return over a one year period during which the Index experienced annualized volatility of 25%. At higher ranges of volatility, there is a chance of a significant loss of value in the Fund, even if the Index's return is flat. **For instance, if the Index's annualized volatility is 100%, the Fund would be expected to lose 63.2% of its value, even if the cumulative Index return for the year was 0%.** Areas shaded red (or dark gray) represent those scenarios where the Fund can be expected to return less than 200% of the performance of the Index and those shaded green (or light gray) represent those scenarios where the Fund can be expected to return more than 200% of the performance of the Index. The Fund's actual returns may be significantly better or worse than the returns shown below as a result of any of the factors discussed above or in "Daily Index Correlation/Tracking Risk" below.

One Year Index	200% One Year Index	Volatility Rate				
		Return	10%	25%	50%	75%
-60%	-120%	-84.2%	-85.0%	-87.5%	-90.9%	-94.1%
-50%	-100%	-75.2%	-76.5%	-80.5%	-85.8%	-90.8%
-40%	-80%	-64.4%	-66.2%	-72.0%	-79.5%	-86.8%
-30%	-60%	-51.5%	-54.0%	-61.8%	-72.1%	-82.0%
-20%	-40%	-36.6%	-39.9%	-50.2%	-63.5%	-76.5%
-10%	-20%	-19.8%	-23.9%	-36.9%	-53.8%	-70.2%
0%	0%	-1.0%	-6.1%	-22.1%	-43.0%	-63.2%
10%	20%	19.8%	13.7%	-5.8%	-31.1%	-55.5%
20%	40%	42.6%	35.3%	12.1%	-18.0%	-47.0%
30%	60%	67.3%	58.8%	31.6%	-3.7%	-37.8%
40%	80%	94.0%	84.1%	52.6%	11.7%	-27.9%
50%	100%	122.8%	111.4%	75.2%	28.2%	-17.2%
60%	120%	153.5%	140.5%	99.4%	45.9%	-5.8%

The Index's annualized historical volatility rate for the five year period ended December 31, 2020 was 35.86%. The Index's highest volatility rate for any one calendar year during the five year period was 55.82% and volatility for a shorter period of time may have been substantially higher. The Index's annualized performance for the five-year period ended December 31, 2020 was 15.65%. Historical Index volatility and performance are not indications of what the Index volatility and performance will be in the future. The volatility of ETFs or instruments that reflect the value of the Index, such as swaps, may differ from the volatility of the Index.

For information regarding the effects of volatility and Index performance on the long-term performance of the Fund, see "Additional Information Regarding Investment Techniques and Policies" in the Fund's statutory prospectus, and "Leverage - Special Note Regarding the Correlation Risks of the Funds" in the Fund's Statement of Additional Information.

Leverage Risk — The Fund obtains investment exposure in excess of its net assets by utilizing leverage and may lose more money in market conditions that are adverse to its investment objective than a fund that does not utilize leverage. An investment in the Fund is exposed to the risk that a decline in the daily performance of the Index will be magnified. This means that an investment in the Fund will be reduced by an amount equal to 2% for every 1% daily decline in the Index, not including the costs of financing leverage and other operating expenses, which would further reduce its value. The Fund could theoretically lose an amount greater than its net assets in the event of an Index decline of more than 50%. Leverage will also have the effect of magnifying any differences in the Fund's correlation with the Index.

Due to the limited availability of necessary investments or financial instruments, the Fund could, among other things, as a defensive measure, limit or suspend creations or redemptions of Creation Units until the Adviser determines that the requisite exposure to the Index is obtainable. During the period that creation or redemptions are affected, the Fund's shares could trade at a significant premium or discount to their net asset value or the bid-ask spread of the Fund's shares could widen significantly. In the case of a period during which creations are suspended, the Fund could experience

significant redemptions, which may cause the Fund to sell portfolio securities at unfavorable prices and increased transaction and other costs and make greater taxable distributions to shareholders of the Fund. The Fund may also change its investment objective by, for example, seeking to track an alternative index, or lowering its leverage multiple or the Fund could close.

Derivatives Risk — Derivatives are financial instruments that derive value from the underlying reference asset or assets, such as stocks, bonds, or funds (including ETFs), interest rates or indexes. The Fund's investments in derivatives may pose risks in addition to, and greater than, those associated with directly investing in securities or other ordinary investments, including risk related to the market, leverage, imperfect daily correlations with underlying investments or the Fund's other portfolio holdings, higher price volatility, lack of availability, counterparty risk, liquidity, valuation and legal restrictions. The use of derivatives is a highly specialized activity that involves investment techniques and risks different from those associated with ordinary portfolio securities transactions. The use of derivatives may result in larger losses or smaller gains than directly investing in securities. When the Fund uses derivatives, there may be imperfect correlation between the value of the reference assets and the derivative, which may prevent the Fund from achieving its investment objective. Because derivatives often require only a limited initial investment, the use of derivatives may expose the Fund to losses in excess of those amounts initially invested.

The Fund may use a combination of swaps on the Index and swaps on an ETF whose investment objective is to track the performance of the same or a substantially similar index to achieve its investment objective. The reference ETF may not closely track the performance of the Index due to fees and other costs borne by the ETF and other factors, such as an ETF's premium or discount. Thus, to the extent that the Fund invests in swaps that use an ETF as a reference asset, the Fund may be subject to greater correlation risk and may not achieve as high a degree of correlation with the Index as it would if the Fund used swaps that utilized the Index as the reference asset. Any financing, borrowing or other costs associated with using derivatives may also reduce the Fund's return.

In addition, the Fund's investments in derivatives are subject to the following risks:

- **Swap Agreements.** Swap agreements are entered into primarily with major global financial institutions for a specified period, which may range from one day to more than one year. The swap agreements in which the Fund invests are generally traded in the over-the-counter market, which generally has less transparency than exchange-traded derivatives instruments. In a standard swap transaction, two parties agree to exchange the return (or differentials in rates of return) earned or realized on particular predetermined reference assets or underlying securities or instruments. The gross return to be exchanged or swapped between the parties is calculated based on a notional amount or the return on or change in value of a particular dollar amount invested in a basket of securities

representing a particular index or an ETF that seeks to track an index.

If the Index has a dramatic move that causes a material decline in the Fund's net assets, the terms of a swap agreement between the Fund and its counterparty may permit the counterparty to immediately close out the swap transaction with the Fund. In that event, the Fund may be unable to enter into another swap agreement or invest in other derivatives to achieve exposure consistent with the Fund's investment objective. This may prevent the Fund from achieving its leveraged investment objective, even if the Index later reverses all or a portion of its movement. This may result in the value of an investment in the Fund changing quickly and without warning.

- **Futures Contracts.** Futures contracts are typically exchange-traded contracts that call for the future delivery of an asset at a certain price and date, or cash settlement of the terms of the contract. There may be an imperfect correlation between the changes in market value of the securities held by the Fund and the prices of futures contracts. There may not be a liquid secondary market for the futures contracts and the Fund may not be able to enter into a closing transaction. Regulations may also limit the number of positions that can be held or controlled by the Fund or the Adviser, thus limiting the ability of the Fund to implement its leveraged investment strategy. Futures markets are highly volatile and the use of futures may increase the Fund's volatility. The value of an investment in the Fund may change quickly and without warning.

Counterparty Risk — A counterparty may be unwilling or unable to make timely payments to meet its contractual obligations or may fail to return holdings that are subject to the agreement with the counterparty. If the counterparty or its affiliate becomes insolvent, bankrupt or defaults on its payment obligations to the Fund, the value of an investment held by the Fund may decline. Additionally, if any collateral posted by the counterparty for the benefit of the Fund is insufficient or there are delays in the Fund's ability to access such collateral, the Fund may not be able to achieve its leveraged investment objective. The Fund may also not be able to exercise remedies, such as the termination of transactions, netting of obligations and realization on collateral if such remedies are stayed or eliminated under special resolutions adopted in the United States, the European Union and various other jurisdictions.

In addition, the Fund may enter into swap agreements with a limited number of counterparties, which may increase the Fund's exposure to counterparty credit risk. Further, there is a risk that no suitable counterparties will be willing to enter into, or continue to enter into, transactions with the Fund and, as a result, the Fund may not be able to achieve its leveraged investment objective or may decide to change its leveraged investment objective.

Rebalancing Risk — If for any reason the Fund is unable to rebalance all or a part of its portfolio, or if all or a portion of the portfolio is rebalanced incorrectly, the Fund's investment exposure may not be consistent with its investment objective. In these instances, the Fund may have investment

exposure to the Index that is significantly greater or significantly less than its stated multiple. The Fund may be more exposed to leverage risk than if it had been properly rebalanced and may not achieve its investment objective, leading to significantly greater losses or reduced gains.

Intra-Day Investment Risk - The Fund seeks leveraged investment results from the close of the market on a given trading day until the close of the market on the subsequent trading day. The exact exposure of an investment in the Fund intraday in the secondary market is a function of the difference between the value of the Index at the market close on the first trading day and the value of the Index at the time of purchase. If the Index gains value, the Fund's net assets will rise by the same amount as the Fund's exposure. Conversely, if the Index declines, the Fund's net assets will decline by the same amount as the Fund's exposure. Thus, an investor that purchases shares intra-day may experience performance that is greater than, or less than, the Fund's stated multiple of the Index.

If there is a significant intra-day market event and/or the securities of the Index experience a significant decrease, the Fund may not meet its investment objective, be able to rebalance its portfolio appropriately, or may experience significant premiums or discounts, or widened bid-ask spreads. Additionally, the Fund may close to purchases and sales of Shares prior to the close of trading on the Exchange and incur significant losses.

Daily Index Correlation/Tracking Risk - There is no guarantee that the Fund will achieve a high degree of correlation to the Index and therefore achieve its daily leveraged investment objective. The Fund's exposure to the Index is impacted by the Index's movement. Because of this, it is unlikely that the Fund will be perfectly exposed to the Index at the end of each day. The possibility of the Fund being materially over- or under-exposed to the Index increases on days when the Index is volatile near the close of the trading day. Market disruptions, regulatory restrictions and high volatility will also adversely affect the Fund's ability to adjust exposure to the required levels.

Due to the Index including instruments that trade on a different market than the Fund, the Fund's return may vary from a multiple of the performance of the Index because different markets may close before the NYSE Arca, Inc. opens or may not be open for business on the same calendar days as the Fund. Additionally, due to differences in trading hours, and because the Index may be calculated using prices obtained at times other than the Fund's net asset value calculation time or due to the fair valuation of Index securities, the Fund's performance may not correlate the Index.

The Fund may have difficulty achieving its daily leveraged investment objective due to fees, expenses, transaction costs, financing costs related to the use of derivatives, investments in ETFs, directly or indirectly, income items, valuation methodology, accounting standards, regulatory reasons (such as, diversification requirements) and disruptions or illiquidity in the markets for the securities or derivatives held by the Fund. The Fund may be subject to large movements of assets into and out of the Fund, potentially resulting in the Fund being over- or under-exposed to the Index. The Fund may

not have investment exposure to all of the securities in the Index or its weighting of investment exposure to the securities may be different from that of the Index. In addition, the Fund may invest in securities that are not included in the Index. The Fund may also invest directly in or use other investment companies, such as ETFs, which may result in increased tracking error for the Fund. Additionally, an ETF's performance may differ from the index it tracks, thus resulting in additional tracking error for the Fund. Activities surrounding periodic Index reconstitutions and other Index rebalancing events may also hinder the Fund's ability to meet its daily leveraged investment objective. For example, the Fund may take or refrain from taking positions to improve tax efficiency or to comply with various regulatory restrictions, which may negatively impact the Fund's correlation to the Index. Any of these factors could decrease correlation between the performance of the Fund and the Index and may hinder the Fund's ability to meet its daily investment objective.

Other Investment Companies (including ETFs) Risk — The Fund may invest directly in another investment company by purchasing shares of the investment company or indirectly by utilizing an investment company as the reference asset of a derivative instrument. By investing in another investment company, including an ETF, the Fund becomes a shareholder of that investment company and as a result, Fund shareholders indirectly bear the Fund's proportionate share of the fees and expenses of the other investment company, in addition to the fees and expenses of the Fund's own operations. As a shareholder, the Fund must rely on the other investment company to achieve its investment objective. The Fund's performance may be magnified positively or negatively by virtue of its investment in other investment companies. If the other investment company fails to achieve its investment objective, the value of the Fund's investment will not perform as expected, thus affecting the Fund's performance and its correlation with the Index. In addition, because shares of ETFs are listed and traded on national stock exchanges, their shares may trade at a discount or a premium to an ETF's net asset value, and an ETF's market price may be more or less than the value of the index that the ETF tracks especially during periods of market volatility or disruption. Because the Fund transacts and prices its direct or indirect investments in ETFs at market price, the Fund's use of ETFs could have an adverse impact on the Fund's ability to achieve its investment objective. Investments in such shares may be subject to brokerage and other trading costs, which could result in greater expenses to the Fund. Finally, depending on the demand in the market, the Fund may not be able to liquidate its holdings in ETFs at an optimal price or time, which may adversely affect the Fund's performance.

Brazilian Securities Risk - Brazil's economy has been characterized by frequent and occasionally drastic, interventions by the Brazilian government, including the imposition of wage and price controls, exchange controls, limiting imports, blocking access to bank accounts and other measures. The Brazilian government has often changed monetary, taxation, credit, trade and other policies to influence the Brazilian economy. Actions taken by the Brazilian government may have a significant impact on Brazilian companies and market conditions and prices of

Brazilian securities. Brazil's economy may be subject to sluggish economic growth due to, among other things, weak consumer spending, political turmoil, high rates of inflation and low commodity prices.

Investments in Brazilian securities may be subject to certain restrictions on foreign investments as Brazilian law provides that whenever a serious imbalance in Brazil's balance of payments exist or is anticipated, the Brazilian government may impose temporary restrictions on remittance to foreign investors of the proceeds of their investment in Brazil. The Brazilian economy has historically been exposed to high rates of inflation and a high level of debt, each of which may reduce and/or prevent economic growth. Brazil also suffers from high levels of corruption, crime and income disparity. The Brazilian economy is heavily dependent on commodity prices and international trade and an increase in the price of commodities may lead to increased inflation and slow the growth of the Brazilian economy which could adversely affect the value of Brazilian securities. Unanticipated political or social developments may result in sudden and significant losses for Brazilian companies.

Emerging Markets Risk — Securities of issuers located in emerging markets face the potential for greater market volatility, lower trading volume, higher levels of inflation, political and economic instability, greater risk of market shutdown and more government limitations on foreign investments. Emerging market countries may include economies that concentrate in only a few industries, security issues that are held by only a few investors, limited trading capacity in local exchanges and the possibility that markets or issuances or securities offerings may be manipulated by foreign nationals who have inside information. Additionally, emerging markets often have less uniformity in accounting and reporting requirements, less reliable securities valuations and greater risks associated with custody of securities than developed markets. Shareholder claims and legal remedies that are common in the United States may be difficult or impossible to pursue in many emerging market countries. Emerging markets often have greater risk of capital controls through such measures as taxes or interest rate control than developed markets. Certain emerging market countries may also lack the infrastructure necessary to attract large amounts of foreign trade and investment. Local securities markets in emerging market countries may trade a small number of securities and may be unable to respond effectively to increases in trading volume, potentially making prompt liquidation of holdings difficult or impossible at times. Settlement procedures in emerging market countries are frequently less developed and reliable than those in other developed countries, which may result in significant delays in registering the transfer of securities and may make it more difficult for the Fund to value its holdings.

Economic, business, political, or social instability may adversely affect the value of emerging market securities more than securities of developed markets. Additionally, any of these developments may result in a decline in the value of a country's currency. Emerging markets may develop unevenly and may never fully develop. There is also a higher risk of loss due to expropriation, nationalization, confiscation of assets and property or the imposition of restrictions on foreign

investments and repatriation of capital invested in certain emerging market countries.

Natural Disaster/Epidemic and Market Disruption Risk – Natural or environmental disasters, such as earthquakes, fires, floods, hurricanes, and tsunamis and widespread disease, including pandemics and epidemics have been and can be highly disruptive to economies and markets and have recently led, and may continue to lead to increased market volatility and significant market losses. Such natural disasters and health crises could exacerbate political, social and economic risks, and result in significant breakdowns, delays, shutdowns, social isolation, and other disruptions to important global, local and regional supply chains. A climate of uncertainty and panic, including the contagion of infectious viruses and diseases, may adversely affect global, regional, and local economies and reduce the availability of potential investment opportunities, and increases the difficulty of performing due diligence and modeling market conditions, potentially reducing the accuracy of financial projections. A widespread crisis would also affect the global economy in ways that cannot necessarily be foreseen. Adverse effects may be more pronounced for developing or emerging market countries that have less established health care systems. How long such events will last and whether they will continue or recur cannot be predicted.

Significant market volatility and market downturns may limit the Fund's ability to sell securities and obtain long exposure to securities, and the Fund's sales and long exposures may exacerbate the market volatility and downturn. Under such circumstances, the Fund may have difficulty achieving its investment objective for one or more trading days, which may adversely impact the Fund's returns on those days and periods inclusive of those days. Alternatively, the Fund may incur higher costs (including swap financing costs) in order to achieve its investment objective and may be forced to purchase and sell securities (including other ETFs' shares) at market prices that do not represent their fair value (including in the case of an ETF, its net asset value) or at times that result in differences between the price the Fund receives for the security or the value of the swap exposure and the market closing price of the security or the market closing value of the swap exposure. Under those circumstances, the Fund's ability to track its Index is likely to be adversely affected, the market price of Fund shares may reflect a greater premium or discount to net asset value and bid-ask spreads in the Fund's shares may widen, resulting in increased transaction costs for secondary market purchasers and sellers. The Fund may also incur additional tracking error due to the use of futures contracts or other securities that are not perfectly correlated to the Index.

The recent pandemic spread of the novel coronavirus known as COVID-19 has proven to be a market disrupting event. The impact of this virus, like other pandemics that may arise in the future, has negatively affected, and may continue to negatively affect, the economies of many nations, companies, and the global securities and commodities markets, including by reducing liquidity in the markets. It is impossible to predict the full effects, durations and costs of the COVID-19 pandemic.

Market Risk — Turbulence in financial markets and reduced liquidity in equity, credit and fixed income markets may negatively affect many issuers worldwide, which could have an adverse effect on the Fund.

Historically, market cycles have included long term positive and negative periods. Since approximately 2008, the market has largely moved upward and accordingly, the market may be poised for a correction or downturn.

Financials Sector Risk — Performance of companies in the financials sector may be materially impacted by many factors, including but not limited to, government regulations, economic conditions, credit rating downgrades, changes in interest rates and decreased liquidity in credit markets. Profitability of these companies is largely dependent on the availability and cost of capital and can fluctuate significantly when interest rates change. Credit losses resulting from financial difficulties of borrowers also can negatively impact the sector. These companies are also subject to substantial government regulation and intervention, which may adversely impact the scope of their activities, the prices they can charge, the amount of capital they must maintain, and potentially, their size. Government regulation may change frequently and may have significant adverse consequences for financial companies, including effects that are not intended by such regulation. The impact of more stringent capital requirements, or recent or future regulation in various countries on any individual financial company or of the financials sector as a whole, cannot be predicted. The financials sector is also a target for cyber attacks and may experience technology malfunctions and disruptions, which have occurred more frequently in recent years.

Materials Sector Risk — Companies in the materials sector could be adversely affected by commodity price volatility, exchange rate fluctuations, import controls and increased competition. The production of industrial materials often exceeds demand as a result of over-building or economic downturns, leading to poor investment returns. Companies in the materials sector also are at risk for environmental damage and product liability claims, and may be materially affected by depletion of resources, technical progress, labor relations, political and social unrest, and governmental regulations.

Large-Capitalization Company Risk — Large-capitalization companies may be less able to adapt to changing market conditions or to respond quickly to competitive challenges or to changes in business, product, financial, or market conditions and may not be able to maintain growth at rates that may be achieved by well-managed smaller and mid-size companies, which may affect the companies' returns.

Small- and/or Mid-Capitalization Company Risk — Small- and mid-capitalization companies often have narrower markets for their goods and/or services and more limited managerial and financial resources and often have limited product lines, services, markets, financial resources or are dependent on a small management group. Because these stocks are not well-known to the investing public, do not have significant institutional ownership and are followed by relatively few security analysts, there will normally be

less publicly available information concerning these securities compared to what is available for the securities of larger companies. Adverse publicity and investor perceptions, whether or not based on fundamental analysis, can decrease the value and liquidity of securities held by the Fund resulting in more volatile performance. These companies may face greater risk of business failure, which could increase the volatility of the Fund's portfolio.

Currency Exchange Rate Risk — Changes in foreign currency exchange rates will affect the value of the Fund's investments in securities denominated in a country's currency. Generally, when the U.S. Dollar rises in value against a foreign currency, an investment in that country loses value because that currency is worth fewer U.S. Dollars. Devaluation of a currency by a country's government or banking authority also will have a significant impact on the value of any investments denominated in that currency. If the Fund is exposed to a limited number of currencies, any change in the value of these currencies could have a material impact on the Fund's net asset value.

Depository Receipt Risk — To the extent the Fund invests in, and/or has exposure to, foreign companies, the Fund's investment may be in the form of depository receipts or other securities convertible into securities of foreign issuers including American Depositary Receipts ("ADRs"), European Depositary Receipts ("EDRs"), and Global Depositary Receipts ("GDRs"). Such investments continue to be subject to most of the risks associated with investing directly in foreign securities, including political and exchange rate risks.

Foreign Securities Risk — Investing in, and/or having exposure to, foreign instruments may involve greater risks than investing in domestic instruments. As a result, the Fund's returns and net asset value may be affected to a large degree by fluctuations in currency exchange rates, political, diplomatic or economic conditions and regulatory requirements in other countries. The laws and accounting, auditing, and financial reporting standards in foreign countries typically are not as strict as they are in the U.S., and there may be less public information available about foreign companies. Additionally, the Fund may be impacted by a limitation on foreign ownership of securities, the imposition of withholding or other taxes, restrictions on the repatriation of cash or other assets, higher transaction and custody costs, delays in the settlement of securities, difficulties in enforcing contractual obligations and lower levels of regulation in the securities markets.

Geographic Concentration Risk — Investments in a particular country or geographic region may be particularly susceptible to political, diplomatic or economic conditions and regulatory requirements. As a result, the Fund may be more volatile than a more geographically diversified fund.

International Closed-Market Trading Risk — Because the Fund may invest in, and/or have exposure to, securities that are traded in markets that are closed when the NYSE Arca, Inc. is open, there are likely to be deviations between its current value and its last sale price. As a result, premiums or discounts to net asset value may develop in share prices. Additionally, the performance of the Fund may vary from the performance of the Index.

Index Strategy Risk — The Fund is linked to an Index maintained by a third party provider unaffiliated with the Fund. Securities held by the Fund will generally not be bought or sold in response to market fluctuations and may be concentrated in a particular industry if the Index is so concentrated. The Fund will generally not sell a security because its issuer is in financial trouble or its value has declined, unless that holding is removed or is anticipated to be removed from the Index.

The Index relies on various sources of information to assess the securities included in the Index, including information that may be based on assumptions or estimates and there is no guarantee that the methodology utilized by the Index Provider will result in the Index achieving positive returns. There is no assurance that the Index Provider's calculation methodology or sources of information will provide an accurate assessment of the Index's securities. The Index may also underperform other asset classes or similar indices. Errors in Index data, Index computations or the construction of the Index in accordance with its methodology may occur from time to time and may not be identified and corrected by the Index Provider for a period of time or at all, which may have an adverse impact on the Fund and its shareholders.

The Fund's daily performance may deviate from a multiple of the daily return of the Index due to legal restrictions or limitations imposed by governments of certain countries, certain listing standards of the Fund's Exchange, a lack of liquidity on stock exchanges where securities trade, potential adverse tax consequences or other regulatory reasons (diversification requirements). The securities that comprise the Index are valued at the securities' closing prices on local foreign markets. The Fund or the ETF it utilizes to obtain exposure to the Index may fair value the Index's securities, which may adversely impact the Fund's ability to achieve its leveraged investment objective.

Liquidity Risk — Some securities held by the Fund, including derivatives, may be difficult to sell or be illiquid, particularly during times of market turmoil. Markets for securities or financial instruments could be disrupted by a number of events, including, but not limited to, an economic crisis, natural disasters, epidemics/pandemics, new legislation or regulatory changes inside or outside the United States. Illiquid securities may be difficult to value, especially in changing or volatile markets. If the Fund is forced to sell an illiquid security at an unfavorable time or price, the Fund may be adversely impacted. Certain market conditions or restrictions, such as market rules related to short sales, may prevent the Fund from limiting losses, realizing gains or achieving a high correlation with its Index. There is no assurance that a security that is deemed liquid when purchased will continue to be liquid. Market illiquidity may cause losses for the Fund. To the extent that the Index value increases or decreases significantly, the Fund may be one of many market participants that are attempting to transact in the securities of the Index. Under such circumstances, the market for securities of the Index may lack sufficient liquidity for all market participants' trades. Therefore, the Fund may have more difficulty transacting in the securities or financial instruments and the Fund's transactions could exacerbate the price changes of the securities of the Index and may

impact the ability of the Fund to achieve its investment objective.

Early Close/Trading Halt Risk — An exchange or market may close or issue trading halts on specific securities, or the ability to buy or sell certain portfolio securities or financial instruments may be restricted, which may result in the Fund being unable to buy or sell certain securities or financial instruments. In such circumstances, the Fund may be unable to rebalance its portfolio, may be unable to accurately price its investments, may incur significant tracking differences with its Index, may incur substantial losses and may limit or stop purchases of the Fund. If there is a significant intra-day market event and/or the securities of the Index experience a significant increase or decrease, the Fund may not meet its investment objective or rebalance its portfolio appropriately. Additionally, the Fund may close to purchases and sales of Shares prior to the close of regular trading on the NYSE Arca, Inc. and incur significant losses.

Equity Securities Risk — Investments in, and/or exposure to, publicly issued equity securities, including common stocks, are subject to market risks that may cause their prices to fluctuate over time. Fluctuations in the value of equity securities in which the Fund invests will cause the net asset value of the Fund to fluctuate.

High Portfolio Turnover Risk - Daily rebalancing of the Fund's holdings pursuant to its daily investment objective causes a much greater number of portfolio transactions when compared to most ETFs. Additionally, active market trading of the Fund's Shares on such exchanges as the NYSE Arca, Inc., could cause more frequent creation and redemption activities, which could increase the number of portfolio transactions. Frequent and active trading may lead to higher transaction costs because of increased broker commissions resulting from such transactions. In addition, there is the possibility of significantly increased short-term capital gains (which will be taxable to shareholders as ordinary income when distributed to them). The Fund calculates portfolio turnover without including the short-term cash instruments or derivative transactions that comprise the majority of the Fund's trading. As such, if the Fund's extensive use of derivative instruments were reflected, the calculated portfolio turnover rate would be significantly higher.

Non-Diversification Risk — The Fund is non-diversified, which means it invests a high percentage of its assets in a limited number of securities. Its net asset value and total return may fluctuate more or fall greater in times of weaker markets than a diversified fund.

Securities Lending Risk — Securities lending involves the risk that the Fund may lose money because the borrower of the loaned securities fails to return the securities in a timely manner or at all. The Fund could also lose money in the event of a decline in the value of collateral provided for loaned securities, a decline in the value of any investments made with cash collateral, or a "gap" between the return on cash collateral reinvestments and any fees the Fund has agreed to pay a borrower. These events could also trigger adverse tax consequences for the Fund.

Special Risks of Exchange-Traded Funds

Authorized Participants Concentration Risk. The Fund may have a limited number of financial institutions that may act as Authorized Participants. To the extent that those Authorized Participants exit the business or are unable to process creation and/or redemption orders, Shares may trade at larger bid-ask spreads and/or premiums or discounts to net asset value. Authorized Participant concentration risk may be heightened for a fund that invests in non-U.S. securities or other securities or instruments that have lower trading volumes.

Market Price Variance Risk. Fund Shares are listed for trading on NYSE Arca and can be bought and sold in the secondary market at market prices rather than at net asset value. The market prices of Shares will fluctuate in response to changes in the value of the Fund's holdings and supply and demand for Shares. Shareholders that purchase or sell Shares on the secondary market may trade Shares at a price greater than net asset value (a premium) or less than net asset value (a discount). There may be times when the market price and the net asset value vary significantly. The Fund's investment results are measured based upon the daily net asset value of the Fund over a period of time. Investors purchasing and selling Shares in the secondary market may not experience the same investment results as experienced by those creating and redeeming Shares at net asset value. There is no guarantee that an active secondary market will develop for Shares. To the extent that exchange specialists, market makers, Authorized Participants, or other participants are unavailable or unable to trade the Fund's Shares and/or create or redeem Creation Units, market disruptions or significant market volatility, bid-ask spreads and premiums or discounts may widen.

Fund Shares Trading Risk/Bid-Ask Spread Risk. Investments in Fund shares are subject to risks as a result of their trading in the secondary market. For example, investors transacting in the secondary market may incur costs as a result of there being a (potentially significant) spread (or difference) between the price that purchasers are willing to pay for shares (the bid) and the price at which sellers are willing to sell shares (the ask). This spread, which is known as a bid-ask spread, will vary based on, among other things, market demand for shares, the liquidity of the Fund portfolio and other factors. In addition, like other securities that are listed on an exchange, Fund shares can be sold short. Accordingly, their price can be volatile and they can be subject to pressure from short sales. Further, trading in all listed securities, including Fund shares, can be halted, including due to market volatility triggering "circuit breaker" rules.

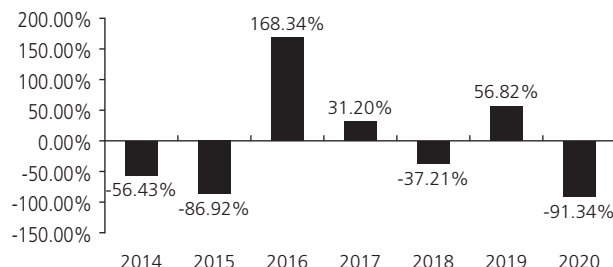
Fund Performance

The following performance information provides some indication of the risks of investing in the Fund by demonstrating how its returns have varied from calendar year to calendar year. The bar chart shows changes in the Fund's performance from calendar year to calendar year. The table shows how the Fund's average annual returns for the one-year, five-year, and since inception periods compare with those of one or more broad-based market indexes for the same periods. The Fund's past performance, before and after taxes, is not necessarily an indication of

how the Fund will perform in the future. Updated performance is available on the Fund's website at www.direxion.com/etfs?producttab=performance or by calling the Fund toll-free at (866) 476-7523.

The performance noted below, and prior to April 1, 2020, reflects the Fund's previous daily leveraged investment objective, before fees and expenses, of 300% of the Index.

Total Return for the Calendar Years Ended December 31



During the period of time shown in the bar chart, the Fund's highest calendar quarter return was 76.48% for the quarter ended December 31, 2020 and its lowest calendar quarter return was -96.04% for the quarter ended March 31, 2020. The year-to-date return as of December 31, 2020 was -91.34%.

Average Annual Total Returns (for the periods ended December 31, 2020)

	1 Year	5 Years	Since Inception 4/10/2013
Return Before Taxes	-91.34%	-21.39%	-45.89%
Return After Taxes on Distributions	-91.36%	-21.56%	-45.95%
Return After Taxes on Distributions and Sale of Fund Shares	-54.07%	-13.72%	-16.64%
MSCI Brazil 25/50 Index (reflects no deduction for fees, expenses or taxes)	-19.08%	15.65%	-1.71%
S&P 500® Index (reflects no deduction for fees, expenses or taxes)	18.40%	15.22%	14.25%

After-tax returns are calculated using the historically highest individual federal marginal income tax rates and do not reflect the impact of state and local taxes. Actual after-tax returns depend on an investor's tax situation and may differ from those shown, and after-tax returns are not relevant to investors who hold their Fund shares through tax-deferred arrangements, such as 401(k) plans or individual retirement accounts. In addition, the "Return After Taxes on Distributions and Sale of Fund Shares" is higher because the calculation recognizes a capital loss upon the redemption of Fund shares and assumes the investor received the benefit of a tax deduction.

Annual returns are required to be shown and should not be interpreted as suggesting that the Fund should or should not be held for long periods of time.

Management

Investment Adviser. Rafferty Asset Management, LLC is the Fund's investment adviser.

Portfolio Managers. The following members of Rafferty's investment team are jointly and primarily responsible for the day-to-day management of the Fund:

Portfolio Managers	Years of Service with the Fund	Primary Title
Paul Brigandi	Since Inception in May 2013	Portfolio Manager
Tony Ng	Since September 2015	Portfolio Manager

Purchase and Sale of Fund Shares

The Fund's individual shares may only be purchased or sold in the secondary market through a broker-dealer or other financial intermediaries at market price rather than at net asset value. The market price of Shares will fluctuate in response to changes in the value of the Fund's holdings and supply and demand for the Shares, which may result in shareholders purchasing or selling the Shares on the secondary market at a market price that is greater than net asset value (a premium) or less than net asset value (a discount). A shareholder may incur costs attributable to the difference between the highest price a buyer is willing to pay for the Fund's Shares (bid) and the lowest price a seller is willing to accept for the Fund's Shares (ask) when buying or selling Shares on the secondary market (the "bid-ask spread") in addition to brokerage commissions. The bid-ask spread may vary over time for Shares based on trading volume and market liquidity. Recent information regarding the Fund Shares such as net asset value, market price, premiums and discounts and bid-ask spreads and related other information is available on the Fund's website, www.direxion.com/etfs?producttab=performance.

The Fund's shares are not individually redeemable by the Fund. The Fund will issue and redeem Shares only to Authorized Participants in exchange for cash or a deposit or delivery of a basket of assets (securities and/or cash) in large blocks, known as creation units, each of which is comprised of 50,000 Shares.

If a market disruption or similar event occurs, making it not reasonably practicable for the Fund to dispose of its securities or to determine its net asset value, the Fund could seek to limit or suspend purchases of creation units. Under such circumstances, the Fund's shares could trade at a significant premium or discount to their net asset value or wide bid-ask spreads and the Fund could experience substantial redemptions, which may cause the Fund to sell portfolio holdings, experience increased transaction costs and make greater taxable distributions. The Fund may seek to change its investment objective by, for example, seeking to track an alternative index or changing its leverage multiplier. The Fund could liquidate all, or a portion of, its assets, which may be at unfavorable prices or the Fund may close.

Tax Information

The Fund intends to make distributions that may be taxed as ordinary income or long-term capital gains. Those distributions will be subject to federal income tax and may also be subject to state and local taxes, unless you are investing through a tax-deferred arrangement, such as a 401(k) plan or an individual retirement account. Distributions or investments made through tax-deferred arrangements may be taxed later upon withdrawal. Distributions by the Fund may be significantly higher than those of most other ETFs.

Payments to Broker-Dealers and Other Financial Intermediaries

If you purchase shares of the Fund through a broker-dealer or other financial intermediary (such as a bank or financial advisor), the Fund and/or its Adviser may pay the intermediary for the sale of Fund shares and related services. These payments may create a conflict of interest by influencing the broker-dealer or other financial intermediary and your salesperson to recommend the Fund over another investment. Ask your salesperson or visit your financial intermediary's website for more information.

Important Information Regarding the Fund

The Direxion Daily CSI 300 China A Share Bull 2X Shares (the "Fund") seeks *daily leveraged* investment results and is very different from most other exchange-traded funds. As a result, the Fund may be riskier than alternatives that do not use leverage because the Fund's objective is to magnify the daily performance of the CSI 300 Index (the "Index"). The return for investors that invest for periods longer or shorter than a trading day should not be expected to be 200% of the performance of the Index for the period. The return of the Fund for a period longer than a trading day will be the result of each trading day's compounded return over the period, which will very likely differ from 200% of the return of the Index for that period. Longer holding periods, higher volatility of the Index and leverage increase the impact of compounding on an investor's returns. During periods of higher Index volatility, the volatility of the Index may affect the Fund's return as much as, or more than, the return of the Index.

The Fund is not suitable for all investors. The Fund is designed to be utilized only by knowledgeable investors who understand the potential consequences of seeking daily leveraged (2X) investment results, understand the risks associated with the use of leverage and are willing to monitor their portfolios frequently. The Fund is not intended to be used by, and is not appropriate for, investors who do not intend to actively monitor and manage their portfolios. For periods longer than a single day, the Fund will lose money if the Index's performance is flat, and it is possible that the Fund will lose money even if the Index's performance increases over a period longer than a single day. An investor could lose the full principal value of his/her investment within a single day if the Fund's Index loses more than 50% in one day.

Investment Objective

The Fund seeks daily investment results, before fees and expenses, of 200% of the daily performance of the Index. **The Fund does not seek to achieve its stated investment objective for a period of time different than a trading day.**

Fees and Expenses of the Fund

This table describes the fees and expenses that you may pay if you buy, hold, and sell shares of the Fund ("Shares"). You may pay other fees, such as brokerage commissions and other fees to financial intermediaries, which are not reflected in the table and example below.

Annual Fund Operating Expenses (expenses that you pay each year as a percentage of the value of your investment)

Management Fees	0.75%
Distribution and/or Service (12b-1) Fees	0.00%
Other Expenses of the Fund	0.21%
Acquired Fund Fees and Expenses ⁽¹⁾	<u>0.21%</u>
Total Annual Fund Operating Expenses	1.17%
Expense Cap/Reimbursement ⁽²⁾	<u>-0.01%</u>
Total Annual Fund Operating Expenses After Expense Cap/Reimbursement	<u>1.16%</u>

⁽¹⁾ "Acquired Fund Fees and Expenses" include fees and expenses incurred indirectly by the Fund as a result of investments in other investment companies, including investments in money market funds. Because Acquired Fund Fees and Expenses are not borne directly by the Fund, they will not be reflected in the expense information in the Fund's financial statements and the information presented in the table will differ from that presented in the Fund's financial highlights included in the Fund's reports to shareholders.

⁽²⁾ Rafferty Asset Management, LLC ("Rafferty" or the "Adviser") has entered into an Operating Expense Limitation Agreement with the Fund. Under the Operating Expense Limitation Agreement, Rafferty has contractually agreed to waive all or a portion of its management fee and/or reimburse the Fund for Other Expenses through September 1, 2022, to the extent that the Fund's Total Annual Fund Operating Expenses exceed 0.95% of the Fund's average daily net assets (excluding, as applicable, among other expenses, taxes, swap financing and related costs, acquired fund fees and expenses, dividends or interest on short positions, other interest expenses, brokerage commissions and extraordinary expenses).

Any expense waiver or reimbursement is subject to recoupment by the Adviser within the three years after the expense was waived/reimbursed only if Total Annual Fund Operating Expenses fall below the lesser of this percentage limitation and any percentage limitation in place at the time the expense was waived/reimbursed.

Example - This example is intended to help you compare the cost of investing in the Fund with the cost of investing in other mutual funds. The example assumes that you invest \$10,000 in the Fund for the time periods indicated and then redeem all of your shares at the end of those periods. The example also assumes that your investment has a 5% return each year and that the Fund's operating expenses remain the same. Although your actual costs may be higher or lower, based on these assumptions your costs would be:

1 Year	3 Years	5 Years	10 Years
\$118	\$371	\$643	\$1,419

Portfolio Turnover

The Fund pays transaction costs, such as commissions, when it buys and sells securities (or "turns over" its portfolio). A higher portfolio turnover rate may indicate higher transaction costs and may result in higher taxes when Fund shares are held in a taxable account. These costs, which are not reflected in Annual Fund Operating Expenses or in the example, affect the Fund's performance. During the most recent fiscal year, the Fund's portfolio turnover rate was 0% of the average value of its portfolio. However, this portfolio turnover rate is calculated without regard to cash instruments or derivative transactions. If the Fund's extensive use of derivatives was reflected, the Fund's portfolio turnover rate would be significantly higher.

Principal Investment Strategy

The Index is a modified free-float market capitalization weighted index comprised of the largest and most liquid stocks in the Chinese A-share market. Index constituent stocks must have been listed for more than three months (unless the stock's average daily A-share market capitalization since its initial listing ranks among the top 30 of all A-shares) and must not be experiencing obvious abnormal fluctuations or market manipulations. As of December 31, 2020, the Index included 300 securities with an average market capitalization of \$144.9 billion, total market capitalizations ranging from \$3.6 billion to \$384.5 billion and were concentrated in the financials and consumer staples sectors.

A-shares are issued by companies incorporated in the People's Republic of China ("China" or the "PRC"). A-shares are traded in renminbi ("RMB") on the Shenzhen Stock Exchange or Shanghai Stock Exchange ("SSE"). The A-share market in China is made available to domestic PRC investors and certain foreign investors, including those foreign investors that have been approved as Renminbi Qualified Foreign Institutional Investors ("RQFII") or as Qualified Foreign Institutional Investors ("QFII"). A RQFII or QFII license may be obtained by submitting an application to the China Securities Regulatory Commission ("CSRC"). After obtaining a RQFII or QFII license, the RQFII or QFII also applies to China's State Administration of Foreign Exchange ("SAFE") for a specific aggregate dollar amount investment quota in which the RQFII or QFII can invest in A-shares. Additionally, an investment in eligible A-shares listed and traded on the SSE is also permitted through the Shanghai-Hong Kong Stock Connect program ("Stock Connect"), a securities trading and clearing program established by Hong Kong Securities Clearing Company Limited, the SSE and China Securities Depository and Clearing Corporation Limited.

The Fund, under normal circumstances, invests at least 80% of its net assets (plus borrowing for investment purposes) in financial instruments, such as swap agreements, exchange-traded funds ("ETFs") that track the Index, securities of the Index and other financial instruments that provide daily leveraged exposure to the Index or to ETFs that track the Index. The financial instruments in which the Fund most commonly invests are swap agreements and futures contracts which are intended to produce economically leveraged investment results. Because the Fund does not satisfy the criteria to qualify as a RQFII or QFII itself and does not intend to trade through Stock Connect, the Fund expects to invest a majority of its assets in ETFs and swaps that provide exposure to ETFs that seek to replicate the performance of the Index.

The components of the Index and the percentages represented by various sectors in the Index may change over time. The Fund will concentrate its investment in a particular industry or group of industries (*i.e.*, hold 25% or more of its total assets in the stocks of a particular industry or group of industries) to approximately the same extent as the Index is so concentrated.

The Fund may invest in the securities of the Index, a representative sample of the securities in the Index that has aggregate characteristics similar to those of the Index, an ETF that tracks the Index or a substantially similar index,

and may utilize derivatives, such as swaps or futures on the Index or on an ETF that tracks the same Index or a substantially similar index, that provide leveraged exposure to the above.

The Fund seeks to remain fully invested at all times, consistent with its stated investment objective, but may not always have investment exposure to all of the securities in the Index, or its weighting of investment exposure to securities or industries may be different from that of the Index. In addition, the Fund may invest in securities or financial instruments not included in the Index.

The Fund will attempt to achieve its investment objective without regard to overall market movement or the increase or decrease of the value of the securities in the Index. At the close of the markets each trading day, Rafferty positions the Fund's portfolio so that its exposure to the Index is consistent with the Fund's investment objective. The impact of the Index's movements during the day will affect whether the Fund's portfolio needs to be re-positioned. For example, if the Index has risen on a given day, net assets of the Fund should rise, meaning that the Fund's exposure will need to be increased. Conversely, if the Index has fallen on a given day, net assets of the Fund should fall, meaning the Fund's exposure will need to be reduced. This re-positioning strategy typically results in high portfolio turnover. On a day-to-day basis, the Fund is expected to hold ETFs and money market funds, deposit accounts with institutions with high quality credit ratings, and/or short-term debt instruments that have terms-to-maturity of less than 397 days and exhibit high quality credit profiles, including U.S. government securities and repurchase agreements.

The terms "daily," "day," and "trading day," refer to the period from the close of the markets on one trading day to the close of the markets on the next trading day. Additionally, the Fund's investment objective is not a fundamental policy and may be changed by the Fund's Board of Trustees without shareholder approval.

Because of daily rebalancing and the compounding of each day's return over time, the return of the Fund for periods longer than a single day will be the result of each day's returns compounded over the period, which will very likely differ from 200% of the return of the Index over the same period. The Fund will lose money if the Index performance is flat over time, and as a result of daily rebalancing, the Index's volatility and the effects of compounding, it is even possible that the Fund will lose money over time while the Index's performance increases over a period longer than a single day.

Principal Investment Risks

An investment in the Fund entails risk. The Fund may not achieve its leveraged investment objective and there is a risk that you could lose all of your money invested in the Fund. The Fund is not a complete investment program. In addition, the Fund presents risks not traditionally associated with other mutual funds and ETFs. It is important that investors closely review all of the risks listed below and understand them before making an investment in the Fund.

Effects of Compounding and Market Volatility Risk - The Fund has a daily leveraged investment objective and the

Fund's performance for periods greater than a trading day will be the result of each day's returns compounded over the period, which is very likely to differ from 200% of the Index's performance, before fees and expenses. Compounding affects all investments, but has a more significant impact on funds that are leveraged and that rebalance daily. For a leveraged Fund, if adverse daily performance of the Index reduces the amount of a shareholder's investment, any further adverse daily performance will lead to a smaller dollar loss because the shareholder's investment had already been reduced by the prior adverse performance. Equally, however, if favorable daily performance of the Index increases the amount of a shareholder's investment, the dollar amount lost due to future adverse performance will increase because the shareholder's investment has increased.

The effect of compounding becomes more pronounced as Index volatility and the holding period increase. The impact of compounding will impact each shareholder differently depending on the period of time an investment in the Fund is held and the volatility of the Index during shareholder's holding period of an investment in the Fund.

The chart below provides examples of how Index volatility could affect the Fund's performance. Fund performance for periods greater than one single day can be estimated given any set of assumptions for the following factors: a) Index volatility; b) Index performance; c) period of time; d) financing rates associated with leveraged exposure; e) other Fund expenses; and f) dividends or interest paid with respect to securities in the Index. The chart below illustrates the impact of two principal factors – Index volatility and Index performance – on Fund performance. The chart shows estimated Fund returns for a number of combinations of Index volatility and Index performance over a one-year period. Performance shown in the chart assumes that: (i) no dividends were paid with respect to the securities included in the Index; (ii) there were no Fund expenses; and (iii) borrowing/lending rates (to obtain leveraged exposure) of 0%. If Fund expenses and/or actual borrowing/lending rates were reflected, the estimated returns would be different than those shown. Particularly during periods of higher Index volatility, compounding will cause results for periods longer than a trading day to vary from 200% of the performance of the Index.

As shown in the chart below, the Fund would be expected to lose 6.1% if the Index provided no return over a one year period during which the Index experienced annualized volatility of 25%. At higher ranges of volatility, there is a chance of a significant loss of value in the Fund, even if the Index's return is flat. **For instance, if the Index's annualized volatility is 100%, the Fund would be expected to lose 63.2% of its value, even if the cumulative Index return for the year was 0%.** Areas shaded red (or dark gray) represent those scenarios where the Fund can be expected to return less than 200% of the performance of the Index and those shaded green (or light gray) represent those scenarios where the Fund can be expected to return more than 200% of the performance of the Index. The Fund's actual returns may be significantly better or worse than the returns shown

below as a result of any of the factors discussed above or in "Daily Index Correlation/Tracking Risk" below.

One Year Index	200% One Year Index	Volatility Rate				
		10%	25%	50%	75%	100%
Return	Return					
-60%	-120%	-84.2%	-85.0%	-87.5%	-90.9%	-94.1%
-50%	-100%	-75.2%	-76.5%	-80.5%	-85.8%	-90.8%
-40%	-80%	-64.4%	-66.2%	-72.0%	-79.5%	-86.8%
-30%	-60%	-51.5%	-54.0%	-61.8%	-72.1%	-82.0%
-20%	-40%	-36.6%	-39.9%	-50.2%	-63.5%	-76.5%
-10%	-20%	-19.8%	-23.9%	-36.9%	-53.8%	-70.2%
0%	0%	-1.0%	-6.1%	-22.1%	-43.0%	-63.2%
10%	20%	19.8%	13.7%	-5.8%	-31.1%	-55.5%
20%	40%	42.6%	35.3%	12.1%	-18.0%	-47.0%
30%	60%	67.3%	58.8%	31.6%	-3.7%	-37.8%
40%	80%	94.0%	84.1%	52.6%	11.7%	-27.9%
50%	100%	122.8%	111.4%	75.2%	28.2%	-17.2%
60%	120%	153.5%	140.5%	99.4%	45.9%	-5.8%

The Index's annualized historical volatility rate for the five year period ended December 31, 2020 was 21.32%. The Index's highest volatility rate for any one calendar year during the five year period was 25.31% and volatility for a shorter period of time may have been substantially higher. The Index's annualized performance for the five-year period ended December 31, 2020 was 8.87%. Historical Index volatility and performance are not indications of what the Index volatility and performance will be in the future. The volatility of ETFs or instruments that reflect the value of the Index, such as swaps, may differ from the volatility of the Index.

For information regarding the effects of volatility and Index performance on the long-term performance of the Fund, see "Additional Information Regarding Investment Techniques and Policies" in the Fund's statutory prospectus, and "Leverage - Special Note Regarding the Correlation Risks of the Funds" in the Fund's Statement of Additional Information.

Leverage Risk — The Fund obtains investment exposure in excess of its net assets by utilizing leverage and may lose more money in market conditions that are adverse to its investment objective than a fund that does not utilize leverage. An investment in the Fund is exposed to the risk that a decline in the daily performance of the Index will be magnified. This means that an investment in the Fund will be reduced by an amount equal to 2% for every 1% daily decline in the Index, not including the costs of financing leverage and other operating expenses, which would further reduce its value. The Fund could theoretically lose an amount greater than its net assets in the event of an Index decline of more than 50%. Leverage will also have the effect of magnifying any differences in the Fund's correlation with the Index.

Due to the limited availability of necessary investments or financial instruments, the Fund could, among other things, as a defensive measure, limit or suspend creations or redemptions of Creation Units until the Adviser determines that the requisite exposure to the Index is obtainable. During the period that creation or redemptions are affected, the Fund's shares could trade at a significant premium or discount to their net asset value or the bid-ask spread of the Fund's

shares could widen significantly. In the case of a period during which creations are suspended, the Fund could experience significant redemptions, which may cause the Fund to sell portfolio securities at unfavorable prices and increased transaction and other costs and make greater taxable distributions to shareholders of the Fund. The Fund may also change its investment objective by, for example, seeking to track an alternative index, or lowering its leverage multiple or the Fund could close.

Derivatives Risk — Derivatives are financial instruments that derive value from the underlying reference asset or assets, such as stocks, bonds, or funds (including ETFs), interest rates or indexes. The Fund's investments in derivatives may pose risks in addition to, and greater than, those associated with directly investing in securities or other ordinary investments, including risk related to the market, leverage, imperfect daily correlations with underlying investments or the Fund's other portfolio holdings, higher price volatility, lack of availability, counterparty risk, liquidity, valuation and legal restrictions. The use of derivatives is a highly specialized activity that involves investment techniques and risks different from those associated with ordinary portfolio securities transactions. The use of derivatives may result in larger losses or smaller gains than directly investing in securities. When the Fund uses derivatives, there may be imperfect correlation between the value of the reference assets and the derivative, which may prevent the Fund from achieving its investment objective. Because derivatives often require only a limited initial investment, the use of derivatives may expose the Fund to losses in excess of those amounts initially invested.

The Fund may use a combination of swaps on the Index and swaps on an ETF whose investment objective is to track the performance of the same or a substantially similar index to achieve its investment objective. The reference ETF may not closely track the performance of the Index due to fees and other costs borne by the ETF and other factors, such as an ETF's premium or discount. Thus, to the extent that the Fund invests in swaps that use an ETF as a reference asset, the Fund may be subject to greater correlation risk and may not achieve as high a degree of correlation with the Index as it would if the Fund used swaps that utilized the Index as the reference asset. Any financing, borrowing or other costs associated with using derivatives may also reduce the Fund's return.

In addition, the Fund's investments in derivatives are subject to the following risks:

- **Swap Agreements.** Swap agreements are entered into primarily with major global financial institutions for a specified period, which may range from one day to more than one year. The swap agreements in which the Fund invests are generally traded in the over-the-counter market, which generally has less transparency than exchange-traded derivatives instruments. In a standard swap transaction, two parties agree to exchange the return (or differentials in rates of return) earned or realized on particular predetermined reference assets or underlying securities or instruments. The gross return to be exchanged or swapped between the parties is calculated based on a

notional amount or the return on or change in value of a particular dollar amount invested in a basket of securities representing a particular index or an ETF that seeks to track an index.

If the Index has a dramatic move that causes a material decline in the Fund's net assets, the terms of a swap agreement between the Fund and its counterparty may permit the counterparty to immediately close out the swap transaction with the Fund. In that event, the Fund may be unable to enter into another swap agreement or invest in other derivatives to achieve exposure consistent with the Fund's investment objective. This may prevent the Fund from achieving its leveraged investment objective, even if the Index later reverses all or a portion of its movement. This may result in the value of an investment in the Fund changing quickly and without warning.

- **Futures Contracts.** Futures contracts are typically exchange-traded contracts that call for the future delivery of an asset at a certain price and date, or cash settlement of the terms of the contract. There may be an imperfect correlation between the changes in market value of the securities held by the Fund and the prices of futures contracts. There may not be a liquid secondary market for the futures contracts and the Fund may not be able to enter into a closing transaction. Regulations may also limit the number of positions that can be held or controlled by the Fund or the Adviser, thus limiting the ability of the Fund to implement its leveraged investment strategy. Futures markets are highly volatile and the use of futures may increase the Fund's volatility. The value of an investment in the Fund may change quickly and without warning.

Counterparty Risk — A counterparty may be unwilling or unable to make timely payments to meet its contractual obligations or may fail to return holdings that are subject to the agreement with the counterparty. If the counterparty or its affiliate becomes insolvent, bankrupt or defaults on its payment obligations to the Fund, the value of an investment held by the Fund may decline. Additionally, if any collateral posted by the counterparty for the benefit of the Fund is insufficient or there are delays in the Fund's ability to access such collateral, the Fund may not be able to achieve its leveraged investment objective. The Fund may also not be able to exercise remedies, such as the termination of transactions, netting of obligations and realization on collateral if such remedies are stayed or eliminated under special resolutions adopted in the United States, the European Union and various other jurisdictions.

In addition, the Fund may enter into swap agreements with a limited number of counterparties, which may increase the Fund's exposure to counterparty credit risk. Further, there is a risk that no suitable counterparties will be willing to enter into, or continue to enter into, transactions with the Fund and, as a result, the Fund may not be able to achieve its leveraged investment objective or may decide to change its leveraged investment objective.

Rebalancing Risk — If for any reason the Fund is unable to rebalance all or a part of its portfolio, or if all or a portion of the portfolio is rebalanced incorrectly, the Fund's

investment exposure may not be consistent with its investment objective. In these instances, the Fund may have investment exposure to the Index that is significantly greater or significantly less than its stated multiple. The Fund may be more exposed to leverage risk than if it had been properly rebalanced and may not achieve its investment objective, leading to significantly greater losses or reduced gains.

Intra-Day Investment Risk - The Fund seeks leveraged investment results from the close of the market on a given trading day until the close of the market on the subsequent trading day. The exact exposure of an investment in the Fund intraday in the secondary market is a function of the difference between the value of the Index at the market close on the first trading day and the value of the Index at the time of purchase. If the Index gains value, the Fund's net assets will rise by the same amount as the Fund's exposure. Conversely, if the Index declines, the Fund's net assets will decline by the same amount as the Fund's exposure. Thus, an investor that purchases shares intra-day may experience performance that is greater than, or less than, the Fund's stated multiple of the Index.

If there is a significant intra-day market event and/or the securities of the Index experience a significant decrease, the Fund may not meet its investment objective, be able to rebalance its portfolio appropriately, or may experience significant premiums or discounts, or widened bid-ask spreads. Additionally, the Fund may close to purchases and sales of Shares prior to the close of trading on the Exchange and incur significant losses.

Daily Index Correlation/Tracking Risk - There is no guarantee that the Fund will achieve a high degree of correlation to the Index and therefore achieve its daily leveraged investment objective. The Fund's exposure to the Index is impacted by the Index's movement. Because of this, it is unlikely that the Fund will be perfectly exposed to the Index at the end of each day. The possibility of the Fund being materially over- or under-exposed to the Index increases on days when the Index is volatile near the close of the trading day. Market disruptions, regulatory restrictions and high volatility will also adversely affect the Fund's ability to adjust exposure to the required levels.

Due to the Index including instruments that trade on a different market than the Fund, the Fund's return may vary from a multiple of the performance of the Index because different markets may close before the NYSE Arca, Inc. opens or may not be open for business on the same calendar days as the Fund. Additionally, due to differences in trading hours, and because the Index may be calculated using prices obtained at times other than the Fund's net asset value calculation time or due to the fair valuation of Index securities, the Fund's performance may not correlate the Index.

The Fund may have difficulty achieving its daily leveraged investment objective due to fees, expenses, transaction costs, financing costs related to the use of derivatives, investments in ETFs, directly or indirectly, income items, valuation methodology, accounting standards, regulatory reasons (such as, diversification requirements) and disruptions or illiquidity in the markets for the securities or derivatives held by the Fund. The Fund may be subject to large movements of assets

into and out of the Fund, potentially resulting in the Fund being over- or under-exposed to the Index. The Fund may not have investment exposure to all of the securities in the Index or its weighting of investment exposure to the securities may be different from that of the Index. In addition, the Fund may invest in securities that are not included in the Index. The Fund may also invest directly in or use other investment companies, such as ETFs, which may result in increased tracking error for the Fund. Additionally, an ETF's performance may differ from the index it tracks, thus resulting in additional tracking error for the Fund. Activities surrounding periodic Index reconstitutions and other Index rebalancing events may also hinder the Fund's ability to meet its daily leveraged investment objective. For example, the Fund may take or refrain from taking positions to improve tax efficiency or to comply with various regulatory restrictions, which may negatively impact the Fund's correlation to the Index. Any of these factors could decrease correlation between the performance of the Fund and the Index and may hinder the Fund's ability to meet its daily investment objective.

China Investing Risk - Although the Fund will not invest directly in A-shares, it is subject, indirectly, to certain risks applicable to investing in A-shares. Investing in securities of Chinese companies, including investments that provide exposure to A-shares, involves certain risks and considerations not typically associated with investing in securities of U.S. issuers, including, among others (i) more frequent and potentially widespread trading suspension and government interventions with respect to Chinese issuers, resulting in lack of liquidity and price volatility; (ii) currency devaluations and other currency exchange rate fluctuations or blockages; (iii) the nature and extent of intervention by the PRC government in the Chinese securities markets, including both direct and indirect market stabilization efforts, which may affect the valuations of Chinese issues and whether such intervention will continue and the impact of such intervention or its discontinuation; (iv) the risk of nationalization or expropriation of assets; (v) the risk that the PRC government may decide not to continue to support economic reform programs; (vi) limitation on the use of brokers or actions by the Chinese government that discourages brokers from serving international clients; (vii) higher rates of inflation; (viii) greater political, economic and social uncertainty; (ix) market volatility caused by potential regional or territorial conflicts or natural disasters; (x) the risk of increased trade tariffs, embargoes and other trade limitations; and (xi) restrictions on foreign ownership. These factors can directly affect A-shares, and may indirectly affect investments that derive their value from A-shares.

In July 2020, the President's Working Group on Financial Markets (the "Working Group") proposed a number of regulatory changes aimed at addressing potential risks to U.S. investors from investments in issuers that provide limited access to their financial statements, including Chinese companies. The Working Group's proposals may result in U.S. registered index-based funds having to conduct additional due diligence on an index's exposure to such issuers including the limited availability of such financial information.

In addition, in November 2020, the President of the United States issued an executive order prohibiting U.S. persons,

including the Funds, from transacting in securities of any Chinese company identified by the Secretary of Defense as a “Communist Chinese military company” (“CCMC”) or in instruments that are derivative of, or are designed to provide investment exposure to, prohibited CCMC securities. The prohibition takes effect on January 11, 2021. It is unclear if or how long the Executive Order will continue in effect but to the extent that it does, and if any company included in the Funds’ underlying index is identified as a CCMC, there may be a material adverse impact on the Funds, and the Funds may experience increased tracking error as the Funds’ underlying index may continue to hold these securities and the Funds will not.

Also, in December 2020, the Holding Foreign Companies Accountability Act (“HFCAA”) was signed into law. When implemented, the HFCAA could cause securities of foreign issuers (including China) to be de-listed from U.S. stock exchanges if these companies do not permit U.S. oversight of the auditing of their financial information. The potential impact of the HFCAA is unclear at this time, but to the extent that a Fund currently transacts, or has exposure to, securities of an affected foreign company, there could be a material adverse impact on a Fund’s ability to achieve its investment objective and cause additional tracking error. A Fund may also change its investment objective in response to such heightened risks.

The economy of China differs, often unfavorably, from the U.S. economy in such respects as structure, general development, government involvement, wealth distribution, rate of inflation, growth rate, interest rates, allocation of resources and capital reinvestment and others. The PRC central government has historically exercised substantial control over virtually every sector of the Chinese economy through administrative regulation and/or state ownership and actions of the PRC central and local government authorities continue to have a substantial effect on economic conditions in China. In addition, the PRC government has from time to time taken actions that influence the prices at which certain goods may be sold; encouraged companies to invest or concentrate in particular industries; induced mergers between companies in certain industries and induced private companies to publicly offer their securities to increase or continue the rate of economic growth; controlled the rate of inflation or otherwise regulated economic expansion. It may do so in the future as well, potentially having a significant adverse effect on economic conditions in China.

The Chinese securities markets are emerging markets with limited operating history characterized by relatively low trading volume, resulting in substantially less liquidity and greater price volatility. Liquidity risks may be more pronounced for the A-share market than for Chinese securities markets in general because the A-share market is subject to greater government restrictions and control, including trading suspensions. Price fluctuations of A-shares are currently limited to either 5% or 10% per trading day. In addition, there is less regulation and monitoring of Chinese securities markets and the activities of investors, brokers and other participants than in the United States. Accounting, auditing and financial reporting standards in China are different from U.S. standards and, therefore, disclosure of certain material

information may not be made. In addition, less information may be available than would be the case if investments were restricted to securities of U.S. issuers. There is also generally less governmental regulation of the securities industry in China, and less enforcement of regulatory provisions relating thereto, than in the United States. Additionally, it may be more difficult to obtain a judgment in a court outside of the United States.

The PRC government strictly regulates the payment of foreign currency denominated obligations and sets monetary policy. In addition, the Chinese economy is export-driven and highly reliant on trade. Recent developments in relations between the United States and China have heightened concerns of increased tariffs and restrictions on trade between the two countries. An increase in tariffs or trade restrictions, or even the threat of such developments, could lead to a significant reduction in international trade, which could have a negative impact on China’s export industry and a commensurately negative impact on the Fund. Adverse changes to the economic conditions of its primary trading partners, such as the United States, Japan and South Korea, would adversely impact the Chinese economy. An economic downturn in China would materially impact the Fund’s performance.

Emerging markets such as China can experience high rates of inflation, deflation and currency devaluation. The value of the RMB may be subject to a high degree of fluctuation due to, among other things, changes in interest rates, the effects of monetary policies issued by the PRC, the United States, foreign governments, central banks or supranational entities, the imposition of currency controls of other national or global political or economic developments. The Fund’s exposure to the RMB and changes in value of the RMB versus the U.S. Dollar may result in reduced returns of the Fund and result in volatility. The RMB is currently not a freely convertible currency. The PRC government places strict regulations on RMB and sets the value of RMB to levels dependent on the value of the U.S. Dollar, but the PRC government has been under pressure to manage the currency in a less restrictive fashion so that it is less correlated to the U.S. Dollar. The PRC government’s imposition of restrictions on the repatriation of RMB out of mainland China may limit the depth of the offshore RMB market and may reduce the liquidity of Chinese investments. There may not be sufficient amounts of RMB for funds that invest directly in A-shares because there is limited availability of the RMB currency. As a result, funds may not be able to be fully invested in A-shares.

Other Investment Companies (including ETFs) Risk — The Fund may invest directly in another investment company by purchasing shares of the investment company or indirectly by utilizing an investment company as the reference asset of a derivative instrument. By investing in another investment company, including an ETF, the Fund becomes a shareholder of that investment company and as a result, Fund shareholders indirectly bear the Fund’s proportionate share of the fees and expenses of the other investment company, in addition to the fees and expenses of the Fund’s own operations. As a shareholder, the Fund must rely on the other investment company to achieve its investment objective. The Fund’s performance may be magnified positively or negatively by

virtue of its investment in other investment companies. If the other investment company fails to achieve its investment objective, the value of the Fund's investment will not perform as expected, thus affecting the Fund's performance and its correlation with the Index. In addition, because shares of ETFs are listed and traded on national stock exchanges, their shares may trade at a discount or a premium to an ETF's net asset value, and an ETF's market price may be more or less than the value of the index that the ETF tracks especially during periods of market volatility or disruption. Because the Fund transacts and prices its direct or indirect investments in ETFs at market price, the Fund's use of ETFs could have an adverse impact on the Fund's ability to achieve its investment objective. Investments in such shares may be subject to brokerage and other trading costs, which could result in greater expenses to the Fund. Finally, depending on the demand in the market, the Fund may not be able to liquidate its holdings in ETFs at an optimal price or time, which may adversely affect the Fund's performance.

Natural Disaster/Epidemic and Market Disruption Risk – Natural or environmental disasters, such as earthquakes, fires, floods, hurricanes, and tsunamis and widespread disease, including pandemics and epidemics have been and can be highly disruptive to economies and markets and have recently led, and may continue to lead to increased market volatility and significant market losses. Such natural disasters and health crises could exacerbate political, social and economic risks, and result in significant breakdowns, delays, shutdowns, social isolation, and other disruptions to important global, local and regional supply chains. A climate of uncertainty and panic, including the contagion of infectious viruses and diseases, may adversely affect global, regional, and local economies and reduce the availability of potential investment opportunities, and increases the difficulty of performing due diligence and modeling market conditions, potentially reducing the accuracy of financial projections. A widespread crisis would also affect the global economy in ways that cannot necessarily be foreseen. Adverse effects may be more pronounced for developing or emerging market countries that have less established health care systems. How long such events will last and whether they will continue or recur cannot be predicted.

Significant market volatility and market downturns may limit the Fund's ability to sell securities and obtain long exposure to securities, and the Fund's sales and long exposures may exacerbate the market volatility and downturn. Under such circumstances, the Fund may have difficulty achieving its investment objective for one or more trading days, which may adversely impact the Fund's returns on those days and periods inclusive of those days. Alternatively, the Fund may incur higher costs (including swap financing costs) in order to achieve its investment objective and may be forced to purchase and sell securities (including other ETFs' shares) at market prices that do not represent their fair value (including in the case of an ETF, its net asset value) or at times that result in differences between the price the Fund receives for the security or the value of the swap exposure and the market closing price of the security or the market closing value of the swap exposure. Under those circumstances, the Fund's ability to track its Index is likely

to be adversely affected, the market price of Fund shares may reflect a greater premium or discount to net asset value and bid-ask spreads in the Fund's shares may widen, resulting in increased transaction costs for secondary market purchasers and sellers. The Fund may also incur additional tracking error due to the use of futures contracts or other securities that are not perfectly correlated to the Index.

The recent pandemic spread of the novel coronavirus known as COVID-19 has proven to be a market disrupting event. The impact of this virus, like other pandemics that may arise in the future, has negatively affected, and may continue to negatively affect, the economies of many nations, companies, and the global securities and commodities markets, including by reducing liquidity in the markets. It is impossible to predict the full effects, durations and costs of the COVID-19 pandemic.

Market Risk — Turbulence in financial markets and reduced liquidity in equity, credit and fixed income markets may negatively affect many issuers worldwide, which could have an adverse effect on the Fund.

Historically, market cycles have included long term positive and negative periods. Since approximately 2008, the market has largely moved upward and accordingly, the market may be poised for a correction or downturn.

Special Risk Considerations Relating to Stock Connect Program - The Stock Connect Program is subject to daily and aggregate quota limitations, and an investor cannot purchase and sell the same security on the same trading day, which may restrict the other funds' or counterparties' ability to invest in A-Shares through the Stock Connect Program and to enter into or exit trades on a timely basis. The Shanghai and Shenzhen markets may be open at a time when the participating exchanges located outside of mainland China are not active, with the result that prices of A-Shares may fluctuate at times when the other ETFs or counterparties are unable to add to or exit their positions. Only certain A-Shares are eligible to be accessed through the Stock Connect Program. Such securities may lose their eligibility at any time, in which case they may no longer be able to be purchased or sold through the Stock Connect Program. Because the Stock Connect Program is still evolving, the actual effect on the market for trading A-Shares with the introduction of large numbers of foreign investors is still relatively unknown. Further, regulations or restrictions, such as limitations on redemptions or suspension of trading, may adversely impact the program. There is no guarantee that the participating exchanges will continue to support the Stock Connect Program in the future.

Investments in China A-Shares may not be covered by the securities investor protection programs of either exchange and, without the protection of such programs, will be subject to the risk of default by the broker. Because of the way in which A-Shares are held in the Stock Connect Program, the a fund or counterparty may not be able to exercise the rights of a shareholder and may be limited in its ability to pursue claims against the issuer of a security, and may suffer losses in the event the depository of the Shanghai or Shenzhen Stock Exchange becomes insolvent. Currently, foreign investors are exempt from paying capital gains or value-added taxes

on income and gains from purchases and sales of securities through Stock Connect, however, these rules could change, which could result in unexpected tax liabilities for other ETFs in which the Fund invests or Fund counterparties, which could result in additional tracking error or costs for the Fund.

Special Risk Considerations Relating to RQFII and QFII Investments Risk - The Fund's ability to achieve its investment objective may depend in part on the ability of other ETFs in which the Fund invests or Fund counterparties to obtain their QFII or RQFII quota to the extent that their investment strategy depends on such quota. The Fund cannot predict what would occur if general QFII or RQFII quotas were reduced or eliminated. Either circumstance would likely have a material adverse impact on the Fund by adversely affecting the willingness and ability of potential swap counterparties to engage in swaps with the Fund that are linked to the performance of A-shares. Additionally, ETFs in which the Fund invests may limit or suspend creation unit activity and could trade at a significant premium or discount or invest in securities that are not in the Index, impacting the Fund's ability to obtain exposure to the Index and the Fund's ability to achieve its investment objective.

Presently, there are a limited number of firms and potential counterparties that have RQFII or QFII status or are willing and able to enter into swap transactions linked to the performance of A-shares and if the Fund is unable to obtain sufficient leveraged exposure to the Index the Fund may not achieve its investment objective.

On May 7, 2020, the People's Bank of China ("PBOC") and China's State Administration of Foreign Exchange ("SAFE") jointly issued regulations that were effective June 7, 2020, which among other changes, removed the QFII and RQFII quota restrictions. However, this is a relatively new development and there is no guarantee that quotas will continue to be relaxed.

Emerging Markets Risk — Securities of issuers located in emerging markets face the potential for greater market volatility, lower trading volume, higher levels of inflation, political and economic instability, greater risk of market shutdown and more government limitations on foreign investments. Emerging market countries may include economies that concentrate in only a few industries, security issues that are held by only a few investors, limited trading capacity in local exchanges and the possibility that markets or issuances or securities offerings may be manipulated by foreign nationals who have inside information. Additionally, emerging markets often have less uniformity in accounting and reporting requirements, less reliable securities valuations and greater risks associated with custody of securities than developed markets. Shareholder claims and legal remedies that are common in the United States may be difficult or impossible to pursue in many emerging market countries. Emerging markets often have greater risk of capital controls through such measures as taxes or interest rate control than developed markets. Certain emerging market countries may also lack the infrastructure necessary to attract large amounts of foreign trade and investment. Local securities markets in emerging market countries may trade a small number of securities and may be unable to respond effectively

to increases in trading volume, potentially making prompt liquidation of holdings difficult or impossible at times. Settlement procedures in emerging market countries are frequently less developed and reliable than those in other developed countries, which may result in significant delays in registering the transfer of securities and may make it more difficult for the Fund to value its holdings.

Economic, business, political, or social instability may adversely affect the value of emerging market securities more than securities of developed markets. Additionally, any of these developments may result in a decline in the value of a country's currency. Emerging markets may develop unevenly and may never fully develop. There is also a higher risk of loss due to expropriation, nationalization, confiscation of assets and property or the imposition of restrictions on foreign investments and repatriation of capital invested in certain emerging market countries.

Consumer Staples Sector Risk — Consumer staples companies are subject to government regulation affecting their products which may negatively impact such companies' performance. For instance, government regulations may affect the permissibility of using various food additives and production methods of companies that make food products, which could affect company profitability. Also, the success of food, beverages, household and personal product companies may be strongly affected by changing consumer tastes and/or interest, marketing campaigns and other factors affecting supply and demand, including performance of the overall domestic and global economy, interest rates, competition and consumer confidence and spending. In particular, tobacco companies may be adversely affected by new laws, regulations and litigation. The consumer staples sector may also be adversely affected by changes or trends in commodity prices, which may be influenced or characterized by unpredictable factors.

Financials Sector Risk — Performance of companies in the financials sector may be materially impacted by many factors, including but not limited to, government regulations, economic conditions, credit rating downgrades, changes in interest rates and decreased liquidity in credit markets. Profitability of these companies is largely dependent on the availability and cost of capital and can fluctuate significantly when interest rates change. Credit losses resulting from financial difficulties of borrowers also can negatively impact the sector. These companies are also subject to substantial government regulation and intervention, which may adversely impact the scope of their activities, the prices they can charge, the amount of capital they must maintain, and potentially, their size. Government regulation may change frequently and may have significant adverse consequences for financial companies, including effects that are not intended by such regulation. The impact of more stringent capital requirements, or recent or future regulation in various countries on any individual financial company or of the financials sector as a whole, cannot be predicted. The financials sector is also a target for cyber attacks and may experience technology malfunctions and disruptions, which have occurred more frequently in recent years.

Large-Capitalization Company Risk — Large-capitalization companies may be less able to adapt to changing market conditions or to respond quickly to competitive challenges or to changes in business, product, financial, or market conditions and may not be able to maintain growth at rates that may be achieved by well-managed smaller and mid-size companies, which may affect the companies' returns.

Mid-Capitalization Company Risk - Mid-capitalization companies often have narrower markets for their goods and/or services, more limited product lines, services, markets, managerial and financial resources and face greater risk of business failure than more established, larger-capitalization companies. In addition, because these stocks are not well known to the investing public, do not have significant institutional ownership and are followed by relatively few security analysts, there will normally be less publicly available information concerning these securities compared to what is available for the securities of larger companies. As a result, the price of mid-capitalization companies can be more volatile and they may be less liquid than large-capitalization companies, which could increase the volatility of the Fund's portfolio.

Currency Exchange Rate Risk — Changes in foreign currency exchange rates will affect the value of the Fund's investments in securities denominated in a country's currency. Generally, when the U.S. Dollar rises in value against a foreign currency, an investment in that country loses value because that currency is worth fewer U.S. Dollars. Devaluation of a currency by a country's government or banking authority also will have a significant impact on the value of any investments denominated in that currency. If the Fund is exposed to a limited number of currencies, any change in the value of these currencies could have a material impact on the Fund's net asset value.

Foreign Securities Risk — Investing in, and/or having exposure to, foreign instruments may involve greater risks than investing in domestic instruments. As a result, the Fund's returns and net asset value may be affected to a large degree by fluctuations in currency exchange rates, political, diplomatic or economic conditions and regulatory requirements in other countries. The laws and accounting, auditing, and financial reporting standards in foreign countries typically are not as strict as they are in the U.S., and there may be less public information available about foreign companies. Additionally, the Fund may be impacted by a limitation on foreign ownership of securities, the imposition of withholding or other taxes, restrictions on the repatriation of cash or other assets, higher transaction and custody costs, delays in the settlement of securities, difficulties in enforcing contractual obligations and lower levels of regulation in the securities markets.

Geographic Concentration Risk — Investments in a particular country or geographic region may be particularly susceptible to political, diplomatic or economic conditions and regulatory requirements. As a result, the Fund may be more volatile than a more geographically diversified fund.

International Closed-Market Trading Risk — Because the Fund may invest in, and/or have exposure to, securities that

are traded in markets that are closed when the NYSE Arca, Inc. is open, there are likely to be deviations between its current value and its last sale price. As a result, premiums or discounts to net asset value may develop in share prices. Additionally, the performance of the Fund may vary from the performance of the Index.

Index Strategy Risk — The Fund is linked to an Index maintained by a third party provider unaffiliated with the Fund. Securities held by the Fund will generally not be bought or sold in response to market fluctuations and may be concentrated in a particular industry if the Index is so concentrated. The Fund will generally not sell a security because its issuer is in financial trouble or its value has declined, unless that holding is removed or is anticipated to be removed from the Index.

The Index relies on various sources of information to assess the securities included in the Index, including information that may be based on assumptions or estimates and there is no guarantee that the methodology utilized by the Index Provider will result in the Index achieving positive returns. There is no assurance that the Index Provider's calculation methodology or sources of information will provide an accurate assessment of the Index's securities. The Index may also underperform other asset classes or similar indices. Errors in Index data, Index computations or the construction of the Index in accordance with its methodology may occur from time to time and may not be identified and corrected by the Index Provider for a period of time or at all, which may have an adverse impact on the Fund and its shareholders.

The Fund's daily performance may deviate from a multiple of the daily return of the Index due to legal restrictions or limitations imposed by governments of certain countries, certain listing standards of the Fund's Exchange, a lack of liquidity on stock exchanges where securities trade, potential adverse tax consequences or other regulatory reasons (diversification requirements). The securities that comprise the Index are valued at the securities' closing prices on local foreign markets. The Fund or the ETF it utilizes to obtain exposure to the Index may fair value the Index's securities, which may adversely impact the Fund's ability to achieve its leveraged investment objective.

Liquidity Risk — Some securities held by the Fund, including derivatives, may be difficult to sell or be illiquid, particularly during times of market turmoil. Markets for securities or financial instruments could be disrupted by a number of events, including, but not limited to, an economic crisis, natural disasters, epidemics/pandemics, new legislation or regulatory changes inside or outside the United States. Illiquid securities may be difficult to value, especially in changing or volatile markets. If the Fund is forced to sell an illiquid security at an unfavorable time or price, the Fund may be adversely impacted. Certain market conditions or restrictions, such as market rules related to short sales, may prevent the Fund from limiting losses, realizing gains or achieving a high correlation with its Index. There is no assurance that a security that is deemed liquid when purchased will continue to be liquid. Market illiquidity may cause losses for the Fund. To the extent that the Index value increases or decreases significantly, the Fund may be one of many market

participants that are attempting to transact in the securities of the Index. Under such circumstances, the market for securities of the Index may lack sufficient liquidity for all market participants' trades. Therefore, the Fund may have more difficulty transacting in the securities or financial instruments and the Fund's transactions could exacerbate the price changes of the securities of the Index and may impact the ability of the Fund to achieve its investment objective.

Early Close/Trading Halt Risk — An exchange or market may close or issue trading halts on specific securities, or the ability to buy or sell certain portfolio securities or financial instruments may be restricted, which may result in the Fund being unable to buy or sell certain securities or financial instruments. In such circumstances, the Fund may be unable to rebalance its portfolio, may be unable to accurately price its investments, may incur significant tracking differences with its Index, may incur substantial losses and may limit or stop purchases of the Fund. If there is a significant intra-day market event and/or the securities of the Index experience a significant increase or decrease, the Fund may not meet its investment objective or rebalance its portfolio appropriately. Additionally, the Fund may close to purchases and sales of Shares prior to the close of regular trading on the NYSE Arca, Inc. and incur significant losses.

Equity Securities Risk — Investments in, and/or exposure to, publicly issued equity securities, including common stocks, are subject to market risks that may cause their prices to fluctuate over time. Fluctuations in the value of equity securities in which the Fund invests will cause the net asset value of the Fund to fluctuate.

Non-Diversification Risk — The Fund is non-diversified, which means it invests a high percentage of its assets in a limited number of securities. Its net asset value and total return may fluctuate more or fall greater in times of weaker markets than a diversified fund.

Securities Lending Risk — Securities lending involves the risk that the Fund may lose money because the borrower of the loaned securities fails to return the securities in a timely manner or at all. The Fund could also lose money in the event of a decline in the value of collateral provided for loaned securities, a decline in the value of any investments made with cash collateral, or a "gap" between the return on cash collateral reinvestments and any fees the Fund has agreed to pay a borrower. These events could also trigger adverse tax consequences for the Fund.

Special Risks of Exchange-Traded Funds

Authorized Participants Concentration Risk. The Fund may have a limited number of financial institutions that may act as Authorized Participants. To the extent that those Authorized Participants exit the business or are unable to process creation and/or redemption orders, Shares may trade at larger bid-ask spreads and/or premiums or discounts to net asset value. Authorized Participant concentration risk may be heightened for a fund that invests in non-U.S. securities or other securities or instruments that have lower trading volumes.

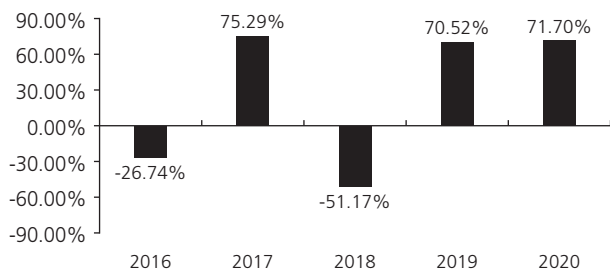
Market Price Variance Risk. Fund Shares are listed for trading on NYSE Arca and can be bought and sold in the secondary market at market prices rather than at net asset value. The market prices of Shares will fluctuate in response to changes in the value of the Fund's holdings and supply and demand for Shares. Shareholders that purchase or sell Shares on the secondary market may trade Shares at a price greater than net asset value (a premium) or less than net asset value (a discount). There may be times when the market price and the net asset value vary significantly. The Fund's investment results are measured based upon the daily net asset value of the Fund over a period of time. Investors purchasing and selling Shares in the secondary market may not experience the same investment results as experienced by those creating and redeeming Shares at net asset value. There is no guarantee that an active secondary market will develop for Shares. To the extent that exchange specialists, market makers, Authorized Participants, or other participants are unavailable or unable to trade the Fund's Shares and/or create or redeem Creation Units, market disruptions or significant market volatility, bid-ask spreads and premiums or discounts may widen.

Fund Shares Trading Risk/Bid-Ask Spread Risk. Investments in Fund shares are subject to risks as a result of their trading in the secondary market. For example, investors transacting in the secondary market may incur costs as a result of there being a (potentially significant) spread (or difference) between the price that purchasers are willing to pay for shares (the bid) and the price at which sellers are willing to sell shares (the ask). This spread, which is known as a bid-ask spread, will vary based on, among other things, market demand for shares, the liquidity of the Fund portfolio and other factors. In addition, like other securities that are listed on an exchange, Fund shares can be sold short. Accordingly, their price can be volatile and they can be subject to pressure from short sales. Further, trading in all listed securities, including Fund shares, can be halted, including due to market volatility triggering "circuit breaker" rules.

Fund Performance

The following performance information provides some indication of the risks of investing in the Fund by demonstrating how its returns have varied from calendar year to calendar year. The bar chart shows changes in the Fund's performance from calendar year to calendar year. The table shows how the Fund's average annual returns for the one-year, five-year, and since inception periods compare with those of one or more broad-based market indexes for the same periods. The Fund's past performance, before and after taxes, is not necessarily an indication of how the Fund will perform in the future. Updated performance is available on the Fund's website at www.direxion.com/etfs?producttab=performance or by calling the Fund toll-free at (866) 476-7523.

Total Return for the Calendar Years Ended December 31



During the period of time shown in the bar chart, the Fund's highest calendar quarter return was 67.61% for the quarter ended March 31, 2019 and its lowest calendar quarter return was -28.23% for the quarter ended March 31, 2020. The year-to-date return as of December 31, 2020 was 71.70%.

Average Annual Total Returns (for the periods ended December 31, 2020)

	1 Year	5 Years	Since Inception 4/16/2015
Return Before Taxes	71.70%	12.92%	1.07%
Return After Taxes on Distributions	71.65%	12.81%	0.98%
Return After Taxes on Distributions and Sale of Fund Shares	42.45%	10.29%	0.77%
CSI 300 Index (reflects no deduction for fees, expenses or taxes)	38.26%	8.87%	4.14%
S&P 500® Index (reflects no deduction for fees, expenses or taxes)	18.40%	15.22%	12.90%

After-tax returns are calculated using the historically highest individual federal marginal income tax rates and do not reflect the impact of state and local taxes. Actual after-tax returns depend on an investor's tax situation and may differ from those shown, and after-tax returns are not relevant to investors who hold their Fund shares through tax-deferred arrangements, such as 401(k) plans or individual retirement accounts.

Annual returns are required to be shown and should not be interpreted as suggesting that the Fund should or should not be held for long periods of time.

Management

Investment Adviser. Rafferty Asset Management, LLC is the Fund's investment adviser.

Portfolio Managers. The following members of Rafferty's investment team are jointly and primarily responsible for the day-to-day management of the Fund:

Portfolio Managers	Years of Service with the Fund	Primary Title
Paul Brigandi	Since Inception in April 2015	Portfolio Manager
Tony Ng	Since September 2015	Portfolio Manager

Purchase and Sale of Fund Shares

The Fund's individual shares may only be purchased or sold in the secondary market through a broker-dealer or other financial intermediaries at market price rather than at net asset value. The market price of Shares will fluctuate in response to changes in the value of the Fund's holdings and supply and demand for the Shares, which may result in shareholders purchasing or selling the Shares on the secondary market at a market price that is greater than net asset value (a premium) or less than net asset value (a discount). A shareholder may incur costs attributable to the difference between the highest price a buyer is willing to pay for the Fund's Shares (bid) and the lowest price a seller is willing to accept for the Fund's Shares (ask) when buying or selling Shares on the secondary market (the "bid-ask spread") in addition to brokerage commissions. The bid-ask spread may vary over time for Shares based on trading volume and market liquidity. Recent information regarding the Fund Shares such as net asset value, market price, premiums and discounts and bid-ask spreads and related other information is available on the Fund's website, www.direxion.com/etfs?producttab=performance.

The Fund's shares are not individually redeemable by the Fund. The Fund will issue and redeem Shares only to Authorized Participants in exchange for cash or a deposit or delivery of a basket of assets (securities and/or cash) in large blocks, known as creation units, each of which is comprised of 50,000 Shares.

If a market disruption or similar event occurs, making it not reasonably practicable for the Fund to dispose of its securities or to determine its net asset value, the Fund could seek to limit or suspend purchases of creation units. Under such circumstances, the Fund's shares could trade at a significant premium or discount to their net asset value or wide bid-ask spreads and the Fund could experience substantial redemptions, which may cause the Fund to sell portfolio holdings, experience increased transaction costs and make greater taxable distributions. The Fund may seek to change its investment objective by, for example, seeking to track an alternative index or changing its leverage multiplier. The Fund could liquidate all, or a portion of, its assets, which may be at unfavorable prices or the Fund may close.

Tax Information

The Fund intends to make distributions that may be taxed as ordinary income or long-term capital gains. Those distributions will be subject to federal income tax and may also be subject to state and local taxes, unless you are investing through a tax-deferred arrangement, such as a 401(k) plan or an individual retirement account. Distributions or investments made through tax-deferred arrangements may be taxed later upon withdrawal. Distributions by the Fund may be significantly higher than those of most other ETFs.

Payments to Broker-Dealers and Other Financial Intermediaries

If you purchase shares of the Fund through a broker-dealer or other financial intermediary (such as a bank or financial advisor), the Fund and/or its Adviser may pay the intermediary

for the sale of Fund shares and related services. These payments may create a conflict of interest by influencing the broker-dealer or other financial intermediary and your salesperson to recommend the Fund over another investment. Ask your salesperson or visit your financial intermediary's website for more information.

Important Information Regarding the Fund

The Direxion Daily CSI China Internet Index Bull 2X Shares (the "Fund") seeks *daily leveraged* investment results and is very different from most other exchange-traded funds. As a result, the Fund may be riskier than alternatives that do not use leverage because the Fund's objective is to magnify the daily performance of the CSI Overseas China Internet Index (the "Index"). The return for investors that invest for periods longer or shorter than a trading day should not be expected to be 200% of the performance of the Index for the period. The return of the Fund for a period longer than a trading day will be the result of each trading day's compounded return over the period, which will very likely differ from 200% of the return of the Index for that period. Longer holding periods, higher volatility of the Index and leverage increase the impact of compounding on an investor's returns. During periods of higher Index volatility, the volatility of the Index may affect the Fund's return as much as, or more than, the return of the Index.

The Fund is not suitable for all investors. The Fund is designed to be utilized only by knowledgeable investors who understand the potential consequences of seeking daily leveraged (2X) investment results, understand the risks associated with the use of leverage and are willing to monitor their portfolios frequently. The Fund is not intended to be used by, and is not appropriate for, investors who do not intend to actively monitor and manage their portfolios. For periods longer than a single day, the Fund will lose money if the Index's performance is flat, and it is possible that the Fund will lose money even if the Index's performance increases over a period longer than a single day. An investor could lose the full principal value of his/her investment within a single day if the Fund's Index loses more than 50% in one day.

Investment Objective

The Fund seeks daily investment results, before fees and expenses, of 200% of the daily performance of the Index. **The Fund does not seek to achieve its stated investment objective for a period of time different than a trading day.**

Fees and Expenses of the Fund

This table describes the fees and expenses that you may pay if you buy, hold, and sell shares of the Fund ("Shares"). You may pay other fees, such as brokerage commissions and other fees to financial intermediaries, which are not reflected in the table and example below.

Annual Fund Operating Expenses (expenses that you pay each year as a percentage of the value of your investment)

Management Fees	0.75%
Distribution and/or Service (12b-1) Fees	0.00%
Other Expenses of the Fund	0.21%
Acquired Fund Fees and Expenses ⁽¹⁾	<u>0.36%</u>
Total Annual Fund Operating Expenses	1.32%
Expense Cap/Reimbursement ⁽²⁾	<u>-0.01%</u>
Total Annual Fund Operating Expenses After Expense Cap/Reimbursement	<u>1.31%</u>

⁽¹⁾ "Acquired Fund Fees and Expenses" include fees and expenses incurred indirectly by the Fund as a result of investments in other investment companies, including investments in money market funds. Because Acquired Fund Fees and Expenses are not borne directly by the Fund, they will not be reflected in the expense information in the Fund's financial statements and the information presented in the table will differ from that presented in the Fund's financial highlights included in the Fund's reports to shareholders.

⁽²⁾ Rafferty Asset Management, LLC ("Rafferty" or the "Adviser") has entered into an Operating Expense Limitation Agreement with the Fund. Under the Operating Expense Limitation Agreement, Rafferty has contractually agreed to waive all or a portion of its management fee and/or reimburse the Fund for Other Expenses through September 1, 2022, to the extent that the Fund's Total Annual Fund Operating Expenses exceed 0.95% of the Fund's average daily net assets (excluding, as applicable, among other expenses, taxes, swap financing and related costs, acquired fund fees and expenses, dividends or interest on short positions, other interest expenses, brokerage commissions and extraordinary expenses).

Any expense waiver or reimbursement is subject to recoupment by the Adviser within the three years after the expense was waived/reimbursed only if Total Annual Fund Operating Expenses fall below the lesser of this percentage limitation and any percentage limitation in place at the time the expense was waived/reimbursed.

Example - This example is intended to help you compare the cost of investing in the Fund with the cost of investing in other mutual funds. The example assumes that you invest \$10,000 in the Fund for the time periods indicated and then redeem all of your shares at the end of those periods. The example also assumes that your investment has a 5% return each year and that the Fund's operating expenses remain the same. Although your actual costs may be higher or lower, based on these assumptions your costs would be:

1 Year	3 Years	5 Years	10 Years
\$133	\$417	\$723	\$1,589

Portfolio Turnover

The Fund pays transaction costs, such as commissions, when it buys and sells securities (or "turns over" its portfolio). A higher portfolio turnover rate may indicate higher transaction costs and may result in higher taxes when Fund shares are held in a taxable account. These costs, which are not reflected in Annual Fund Operating Expenses or in the example, affect the Fund's performance. During the most recent fiscal year, the Fund's portfolio turnover rate was 40% of the average value of its portfolio. However, this portfolio turnover rate is calculated without regard to cash instruments or derivative transactions. If the Fund's extensive use of derivatives was reflected, the Fund's portfolio turnover rate would be significantly higher.

Principal Investment Strategy

The Index is provided by China Securities Index Co., LTD (the "Index Provider"). The Index is designed to measure the performance of the investable universe of publicly traded China-based companies whose primary business or businesses are in the Internet and Internet-related sectors and are listed outside mainland China, as determined by the Index Provider. A China-based company is a company that meets at least one of the following criteria: 1) the company is incorporated in mainland China; 2) its headquarters are in mainland China; or 3) derives at least 50% of the revenue from goods produced or sold, or services, performed in mainland China. The Index Provider then removes securities that during the past year had a daily average trading value of less than \$3 million or a daily average market capitalization of less than \$2 billion. China internet companies include, but are not limited to, companies that develop and market internet software and/or provide internet services; manufacture home entertainment software and education software for home use; provide retail or commercial services primarily through the internet; and develop and market mobile internet software and/or provide mobile internet services. Constituents of the Index are ranked by market capitalization in US Dollars and then weighted so that no constituent weighting exceeds 10%. The Index is rebalanced semi-annually.

As of December 31, 2020, the Index consisted of 42 constituents with an average market capitalization of approximately \$61.3 billion and market capitalizations ranging from \$2.2 billion to \$697.7 billion and were concentrated in the internet companies industry, which is included in the information technology and consumer discretionary sectors.

The Fund, under normal circumstances, invests at least 80% of its net assets (plus borrowing for investment purposes) in financial instruments, such as swap agreements, exchange-traded funds ("ETFs") that track the Index, securities of the Index and other financial instruments that provide daily leveraged exposure to the Index or to ETFs that track the Index. The financial instruments in which the Fund most commonly invests are swap agreements and futures contracts which are intended to produce economically leveraged investment results. Because the Fund does not have direct access to the Chinese securities markets, the Fund generally expects to invest a majority of its assets in ETFs and swaps that provide exposure to ETFs that seek to replicate the performance of the Index.

The components of the Index and the percentages represented by various sectors in the Index may change over time. The Fund will concentrate its investment in a particular industry or group of industries (*i.e.*, hold 25% or more of its total assets in the stocks of a particular industry or group of industries) to approximately the same extent as the Index is so concentrated.

The Fund may invest in the securities of the Index, a representative sample of the securities in the Index that has aggregate characteristics similar to those of the Index, an ETF that tracks the Index or a substantially similar index, and may utilize derivatives, such as swaps or futures on the Index or on an ETF that tracks the same Index or a substantially similar index, that provide leveraged exposure to the above.

The Fund seeks to remain fully invested at all times, consistent with its stated investment objective, but may not always have investment exposure to all of the securities in the Index, or its weighting of investment exposure to securities or industries may be different from that of the Index. In addition, the Fund may invest in securities or financial instruments not included in the Index.

The Fund will attempt to achieve its investment objective without regard to overall market movement or the increase or decrease of the value of the securities in the Index. At the close of the markets each trading day, Rafferty positions the Fund's portfolio so that its exposure to the Index is consistent with the Fund's investment objective. The impact of the Index's movements during the day will affect whether the Fund's portfolio needs to be re-positioned. For example, if the Index has risen on a given day, net assets of the Fund should rise, meaning that the Fund's exposure will need to be increased. Conversely, if the Index has fallen on a given day, net assets of the Fund should fall, meaning the Fund's exposure will need to be reduced. This re-positioning strategy typically results in high portfolio turnover. On a day-to-day basis, the Fund is expected to hold ETFs and money market funds, deposit accounts with institutions with high quality credit ratings, and/or short-term debt instruments that have terms-to-maturity of less than 397 days and exhibit high quality credit profiles, including U.S. government securities and repurchase agreements.

The terms "daily," "day," and "trading day," refer to the period from the close of the markets on one trading day to the close of the markets on the next trading day. Additionally, the Fund's investment objective is not a fundamental policy and may be changed by the Fund's Board of Trustees without shareholder approval.

Because of daily rebalancing and the compounding of each day's return over time, the return of the Fund for periods longer than a single day will be the result of each day's returns compounded over the period, which will very likely differ from 200% of the return of the Index over the same period. The Fund will lose money if the Index performance is flat over time, and as a result of daily rebalancing, the Index's volatility and the effects of compounding, it is even possible that the Fund will lose money over time while the Index's performance increases over a period longer than a single day.

Principal Investment Risks

An investment in the Fund entails risk. The Fund may not achieve its leveraged investment objective and there is a risk that you could lose all of your money invested in the Fund. The Fund is not a complete investment program. In addition, the Fund presents risks not traditionally associated with other mutual funds and ETFs. It is important that investors closely review all of the risks listed below and understand them before making an investment in the Fund.

Effects of Compounding and Market Volatility Risk - The Fund has a daily leveraged investment objective and the Fund's performance for periods greater than a trading day will be the result of each day's returns compounded over the period, which is very likely to differ from 200% of the

Index's performance, before fees and expenses. Compounding affects all investments, but has a more significant impact on funds that are leveraged and that rebalance daily. For a leveraged Fund, if adverse daily performance of the Index reduces the amount of a shareholder's investment, any further adverse daily performance will lead to a smaller dollar loss because the shareholder's investment had already been reduced by the prior adverse performance. Equally, however, if favorable daily performance of the Index increases the amount of a shareholder's investment, the dollar amount lost due to future adverse performance will increase because the shareholder's investment has increased.

The effect of compounding becomes more pronounced as Index volatility and the holding period increase. The impact of compounding will impact each shareholder differently depending on the period of time an investment in the Fund is held and the volatility of the Index during shareholder's holding period of an investment in the Fund.

The chart below provides examples of how Index volatility could affect the Fund's performance. Fund performance for periods greater than one single day can be estimated given any set of assumptions for the following factors: a) Index volatility; b) Index performance; c) period of time; d) financing rates associated with leveraged exposure; e) other Fund expenses; and f) dividends or interest paid with respect to securities in the Index. The chart below illustrates the impact of two principal factors – Index volatility and Index performance – on Fund performance. The chart shows estimated Fund returns for a number of combinations of Index volatility and Index performance over a one-year period. Performance shown in the chart assumes that: (i) no dividends were paid with respect to the securities included in the Index; (ii) there were no Fund expenses; and (iii) borrowing/lending rates (to obtain leveraged exposure) of 0%. If Fund expenses and/or actual borrowing/lending rates were reflected, the estimated returns would be different than those shown. Particularly during periods of higher Index volatility, compounding will cause results for periods longer than a trading day to vary from 200% of the performance of the Index.

As shown in the chart below, the Fund would be expected to lose 6.1% if the Index provided no return over a one year period during which the Index experienced annualized volatility of 25%. At higher ranges of volatility, there is a chance of a significant loss of value in the Fund, even if the Index's return is flat. **For instance, if the Index's annualized volatility is 100%, the Fund would be expected to lose 63.2% of its value, even if the cumulative Index return for the year was 0%.** Areas shaded red (or dark gray) represent those scenarios where the Fund can be expected to return less than 200% of the performance of the Index and those shaded green (or light gray) represent those scenarios where the Fund can be expected to return more than 200% of the performance of the Index. The Fund's actual returns may be significantly better or worse than the returns shown below as a result of any of the factors discussed above or in "Daily Index Correlation/Tracking Risk" below.

One Year Index	200% One Year Index	Volatility Rate				
		Return	10%	25%	50%	75%
-60%	-120%	-84.2%	-85.0%	-87.5%	-90.9%	-94.1%
-50%	-100%	-75.2%	-76.5%	-80.5%	-85.8%	-90.8%
-40%	-80%	-64.4%	-66.2%	-72.0%	-79.5%	-86.8%
-30%	-60%	-51.5%	-54.0%	-61.8%	-72.1%	-82.0%
-20%	-40%	-36.6%	-39.9%	-50.2%	-63.5%	-76.5%
-10%	-20%	-19.8%	-23.9%	-36.9%	-53.8%	-70.2%
0%	0%	-1.0%	-6.1%	-22.1%	-43.0%	-63.2%
10%	20%	19.8%	13.7%	-5.8%	-31.1%	-55.5%
20%	40%	42.6%	35.3%	12.1%	-18.0%	-47.0%
30%	60%	67.3%	58.8%	31.6%	-3.7%	-37.8%
40%	80%	94.0%	84.1%	52.6%	11.7%	-27.9%
50%	100%	122.8%	111.4%	75.2%	28.2%	-17.2%
60%	120%	153.5%	140.5%	99.4%	45.9%	-5.8%

The Index's annualized historical volatility rate for the five year period ended December 31, 2020 was 25.88%. The Index's highest volatility rate for any one calendar year during the five year period was 31.81% and volatility for a shorter period of time may have been substantially higher. The Index's annualized performance for the five-year period ended December 31, 2020 was 16.46%. Historical Index volatility and performance are not indications of what the Index volatility and performance will be in the future. The volatility of ETFs or instruments that reflect the value of the Index, such as swaps, may differ from the volatility of the Index.

For information regarding the effects of volatility and Index performance on the long-term performance of the Fund, see "Additional Information Regarding Investment Techniques and Policies" in the Fund's statutory prospectus, and "Leverage - Special Note Regarding the Correlation Risks of the Funds" in the Fund's Statement of Additional Information.

Leverage Risk — The Fund obtains investment exposure in excess of its net assets by utilizing leverage and may lose more money in market conditions that are adverse to its investment objective than a fund that does not utilize leverage. An investment in the Fund is exposed to the risk that a decline in the daily performance of the Index will be magnified. This means that an investment in the Fund will be reduced by an amount equal to 2% for every 1% daily decline in the Index, not including the costs of financing leverage and other operating expenses, which would further reduce its value. The Fund could theoretically lose an amount greater than its net assets in the event of an Index decline of more than 50%. Leverage will also have the effect of magnifying any differences in the Fund's correlation with the Index.

Due to the limited availability of necessary investments or financial instruments, the Fund could, among other things, as a defensive measure, limit or suspend creations or redemptions of Creation Units until the Adviser determines that the requisite exposure to the Index is obtainable. During the period that creation or redemptions are affected, the Fund's shares could trade at a significant premium or discount to their net asset value or the bid-ask spread of the Fund's shares could widen significantly. In the case of a period during which creations are suspended, the Fund could experience

significant redemptions, which may cause the Fund to sell portfolio securities at unfavorable prices and increased transaction and other costs and make greater taxable distributions to shareholders of the Fund. The Fund may also change its investment objective by, for example, seeking to track an alternative index, or lowering its leverage multiple or the Fund could close.

Derivatives Risk — Derivatives are financial instruments that derive value from the underlying reference asset or assets, such as stocks, bonds, or funds (including ETFs), interest rates or indexes. The Fund's investments in derivatives may pose risks in addition to, and greater than, those associated with directly investing in securities or other ordinary investments, including risk related to the market, leverage, imperfect daily correlations with underlying investments or the Fund's other portfolio holdings, higher price volatility, lack of availability, counterparty risk, liquidity, valuation and legal restrictions. The use of derivatives is a highly specialized activity that involves investment techniques and risks different from those associated with ordinary portfolio securities transactions. The use of derivatives may result in larger losses or smaller gains than directly investing in securities. When the Fund uses derivatives, there may be imperfect correlation between the value of the reference assets and the derivative, which may prevent the Fund from achieving its investment objective. Because derivatives often require only a limited initial investment, the use of derivatives may expose the Fund to losses in excess of those amounts initially invested.

The Fund may use a combination of swaps on the Index and swaps on an ETF whose investment objective is to track the performance of the same or a substantially similar index to achieve its investment objective. The reference ETF may not closely track the performance of the Index due to fees and other costs borne by the ETF and other factors, such as an ETF's premium or discount. Thus, to the extent that the Fund invests in swaps that use an ETF as a reference asset, the Fund may be subject to greater correlation risk and may not achieve as high a degree of correlation with the Index as it would if the Fund used swaps that utilized the Index as the reference asset. Any financing, borrowing or other costs associated with using derivatives may also reduce the Fund's return.

In addition, the Fund's investments in derivatives are subject to the following risks:

- **Swap Agreements.** Swap agreements are entered into primarily with major global financial institutions for a specified period, which may range from one day to more than one year. The swap agreements in which the Fund invests are generally traded in the over-the-counter market, which generally has less transparency than exchange-traded derivatives instruments. In a standard swap transaction, two parties agree to exchange the return (or differentials in rates of return) earned or realized on particular predetermined reference assets or underlying securities or instruments. The gross return to be exchanged or swapped between the parties is calculated based on a notional amount or the return on or change in value of a particular dollar amount invested in a basket of securities

representing a particular index or an ETF that seeks to track an index.

If the Index has a dramatic move that causes a material decline in the Fund's net assets, the terms of a swap agreement between the Fund and its counterparty may permit the counterparty to immediately close out the swap transaction with the Fund. In that event, the Fund may be unable to enter into another swap agreement or invest in other derivatives to achieve exposure consistent with the Fund's investment objective. This may prevent the Fund from achieving its leveraged investment objective, even if the Index later reverses all or a portion of its movement. This may result in the value of an investment in the Fund changing quickly and without warning.

- **Futures Contracts.** Futures contracts are typically exchange-traded contracts that call for the future delivery of an asset at a certain price and date, or cash settlement of the terms of the contract. There may be an imperfect correlation between the changes in market value of the securities held by the Fund and the prices of futures contracts. There may not be a liquid secondary market for the futures contracts and the Fund may not be able to enter into a closing transaction. Regulations may also limit the number of positions that can be held or controlled by the Fund or the Adviser, thus limiting the ability of the Fund to implement its leveraged investment strategy. Futures markets are highly volatile and the use of futures may increase the Fund's volatility. The value of an investment in the Fund may change quickly and without warning.

Counterparty Risk — A counterparty may be unwilling or unable to make timely payments to meet its contractual obligations or may fail to return holdings that are subject to the agreement with the counterparty. If the counterparty or its affiliate becomes insolvent, bankrupt or defaults on its payment obligations to the Fund, the value of an investment held by the Fund may decline. Additionally, if any collateral posted by the counterparty for the benefit of the Fund is insufficient or there are delays in the Fund's ability to access such collateral, the Fund may not be able to achieve its leveraged investment objective. The Fund may also not be able to exercise remedies, such as the termination of transactions, netting of obligations and realization on collateral if such remedies are stayed or eliminated under special resolutions adopted in the United States, the European Union and various other jurisdictions.

In addition, the Fund may enter into swap agreements with a limited number of counterparties, which may increase the Fund's exposure to counterparty credit risk. Further, there is a risk that no suitable counterparties will be willing to enter into, or continue to enter into, transactions with the Fund and, as a result, the Fund may not be able to achieve its leveraged investment objective or may decide to change its leveraged investment objective.

Rebalancing Risk — If for any reason the Fund is unable to rebalance all or a part of its portfolio, or if all or a portion of the portfolio is rebalanced incorrectly, the Fund's investment exposure may not be consistent with its investment objective. In these instances, the Fund may have investment

exposure to the Index that is significantly greater or significantly less than its stated multiple. The Fund may be more exposed to leverage risk than if it had been properly rebalanced and may not achieve its investment objective, leading to significantly greater losses or reduced gains.

Intra-Day Investment Risk - The Fund seeks leveraged investment results from the close of the market on a given trading day until the close of the market on the subsequent trading day. The exact exposure of an investment in the Fund intraday in the secondary market is a function of the difference between the value of the Index at the market close on the first trading day and the value of the Index at the time of purchase. If the Index gains value, the Fund's net assets will rise by the same amount as the Fund's exposure. Conversely, if the Index declines, the Fund's net assets will decline by the same amount as the Fund's exposure. Thus, an investor that purchases shares intra-day may experience performance that is greater than, or less than, the Fund's stated multiple of the Index.

If there is a significant intra-day market event and/or the securities of the Index experience a significant decrease, the Fund may not meet its investment objective, be able to rebalance its portfolio appropriately, or may experience significant premiums or discounts, or widened bid-ask spreads. Additionally, the Fund may close to purchases and sales of Shares prior to the close of trading on the Exchange and incur significant losses.

Daily Index Correlation/Tracking Risk - There is no guarantee that the Fund will achieve a high degree of correlation to the Index and therefore achieve its daily leveraged investment objective. The Fund's exposure to the Index is impacted by the Index's movement. Because of this, it is unlikely that the Fund will be perfectly exposed to the Index at the end of each day. The possibility of the Fund being materially over- or under-exposed to the Index increases on days when the Index is volatile near the close of the trading day. Market disruptions, regulatory restrictions and high volatility will also adversely affect the Fund's ability to adjust exposure to the required levels.

Due to the Index including instruments that trade on a different market than the Fund, the Fund's return may vary from a multiple of the performance of the Index because different markets may close before the NYSE Arca, Inc. opens or may not be open for business on the same calendar days as the Fund. Additionally, due to differences in trading hours, and because the Index may be calculated using prices obtained at times other than the Fund's net asset value calculation time or due to the fair valuation of Index securities, the Fund's performance may not correlate the Index.

The Fund may have difficulty achieving its daily leveraged investment objective due to fees, expenses, transaction costs, financing costs related to the use of derivatives, investments in ETFs, directly or indirectly, income items, valuation methodology, accounting standards, regulatory reasons (such as, diversification requirements) and disruptions or illiquidity in the markets for the securities or derivatives held by the Fund. The Fund may be subject to large movements of assets into and out of the Fund, potentially resulting in the Fund being over- or under-exposed to the Index. The Fund may

not have investment exposure to all of the securities in the Index or its weighting of investment exposure to the securities may be different from that of the Index. In addition, the Fund may invest in securities that are not included in the Index. The Fund may also invest directly in or use other investment companies, such as ETFs, which may result in increased tracking error for the Fund. Additionally, an ETF's performance may differ from the index it tracks, thus resulting in additional tracking error for the Fund. Activities surrounding periodic Index reconstitutions and other Index rebalancing events may also hinder the Fund's ability to meet its daily leveraged investment objective. For example, the Fund may take or refrain from taking positions to improve tax efficiency or to comply with various regulatory restrictions, which may negatively impact the Fund's correlation to the Index. Any of these factors could decrease correlation between the performance of the Fund and the Index and may hinder the Fund's ability to meet its daily investment objective.

Chinese Securities Risks — The Chinese economy is generally considered an emerging market and can be significantly affected by economic and political conditions and policy in China and surrounding Asian countries. In addition, the Chinese economy is export-driven and highly reliant on trade. Recent developments in relations between the United States and China have heightened concerns of increased tariffs and restrictions on trade between the two countries. An increase in tariffs or trade restrictions, or even the threat of such developments, could lead to a significant reduction in international trade, which could have a negative impact on China's export industry and a commensurately negative impact on the Fund. A downturn in the economies of China's primary trading partners could slow or eliminate the growth of the Chinese economy. Additionally, the economy of China differs greatly from the U.S. economy in such respects as, structure, general development, government involvement, wealth distribution, rate of inflation, interest rates, allocation of resources and capital reinvestment. Specifically, issuers in China are subject to less stringent requirements regarding accounting, auditing, financial reporting and record keeping than issuers in more developed markets, and therefore, all material information may not be available or reliable.

Chinese Government Risk

The Chinese government has historically exercised substantial control over virtually every sector of the Chinese economy through administrative regulation and/or state ownership. In the past, the Chinese government has from time to time taken actions that influence the prices at which certain goods may be sold, encouraged companies to invest or concentrate in particular industries, induced mergers between companies in certain industries and induced inflation or otherwise regulated economic expansion. If such past actions were to continue, they may have significant adverse effects on the economic conditions in China. The Chinese government also strictly regulates the payment of foreign currency denominated obligations and sets monetary policy, and may introduce new laws and regulation that may impact the Fund. Although China has begun the process of privatizing certain sectors of its economy, privatized entities may lose money and/or be re-nationalized. Accordingly, an investment in Chinese securities could result in a total loss if these

companies are re-nationalized or other regulatory actions are taken by the Chinese government.

Chinese Markets Risk

The Chinese securities markets have a limited operating history and are not as developed as those in the U.S. A small number of issuers may represent a large portion of the China market as a whole, and prices for securities of these issuers may be very sensitive to adverse political, economic and regulatory developments in China and other Asian countries and may experience significant losses in such conditions. The Chinese securities markets are characterized by relatively frequent trading halts and low trading volume, which may result in Fund shares trading at wider bid-ask spreads and/or premium and discounts to the Fund's net asset value

Investments in China may also be subject to any positive or adverse effects of the varying nature of its economic landscape with respect to expropriation and/or nationalization of assets, strengthened or lessened restrictions on and government intervention in international trade, confiscatory taxation, political instability, including authoritarian and/or military involvement in governmental decision making, armed conflict, the impact on the economy as a result of civil war and social instability as a result of religious, ethnic and/or socioeconomic unrest.

Chinese Currency Risk

The value of the renminbi ("RMB") may be subject to a high degree of fluctuation due to, among other things, changes in interest rates, the effects of monetary policies issued by the Chinese government, the United States, foreign governments, central banks or supranational entities, the imposition of current controls of other national or global political or economic developments. The RMB is currently not a freely convertible currency. The Chinese government places strict regulations on RMB and sets the value of RMB to levels dependent on the value of the U.S. Dollar, but the PRC government has been under pressure to manage the currency in a less restrictive fashion so that it is less correlated to the U.S. Dollar. The Chinese government's imposition of restrictions on the repatriation of RMB out of mainland China may limit the depth of the offshore RMB market and may reduce the liquidity of Chinese investments. The Fund's exposure to Chinese securities and therefore, the RMB, may result in volatility.

Other Investment Companies (including ETFs) Risk —

The Fund may invest directly in another investment company by purchasing shares of the investment company or indirectly by utilizing an investment company as the reference asset of a derivative instrument. By investing in another investment company, including an ETF, the Fund becomes a shareholder of that investment company and as a result, Fund shareholders indirectly bear the Fund's proportionate share of the fees and expenses of the other investment company, in addition to the fees and expenses of the Fund's own operations. As a shareholder, the Fund must rely on the other investment company to achieve its investment objective. The Fund's performance may be magnified positively or negatively by virtue of its investment in other investment companies. If the other investment company fails to achieve its investment objective, the value of the Fund's investment will not perform

as expected, thus affecting the Fund's performance and its correlation with the Index. In addition, because shares of ETFs are listed and traded on national stock exchanges, their shares may trade at a discount or a premium to an ETF's net asset value, and an ETF's market price may be more or less than the value of the index that the ETF tracks especially during periods of market volatility or disruption. Because the Fund transacts and prices its direct or indirect investments in ETFs at market price, the Fund's use of ETFs could have an adverse impact on the Fund's ability to achieve its investment objective. Investments in such shares may be subject to brokerage and other trading costs, which could result in greater expenses to the Fund. Finally, depending on the demand in the market, the Fund may not be able to liquidate its holdings in ETFs at an optimal price or time, which may adversely affect the Fund's performance.

Natural Disaster/Epidemic and Market Disruption Risk —

Natural or environmental disasters, such as earthquakes, fires, floods, hurricanes, and tsunamis and widespread disease, including pandemics and epidemics have been and can be highly disruptive to economies and markets and have recently led, and may continue to lead to increased market volatility and significant market losses. Such natural disasters and health crises could exacerbate political, social and economic risks, and result in significant breakdowns, delays, shutdowns, social isolation, and other disruptions to important global, local and regional supply chains. A climate of uncertainty and panic, including the contagion of infectious viruses and diseases, may adversely affect global, regional, and local economies and reduce the availability of potential investment opportunities, and increases the difficulty of performing due diligence and modeling market conditions, potentially reducing the accuracy of financial projections. A widespread crisis would also affect the global economy in ways that cannot necessarily be foreseen. Adverse effects may be more pronounced for developing or emerging market countries that have less established health care systems. How long such events will last and whether they will continue or recur cannot be predicted.

Significant market volatility and market downturns may limit the Fund's ability to sell securities and obtain long exposure to securities, and the Fund's sales and long exposures may exacerbate the market volatility and downturn. Under such circumstances, the Fund may have difficulty achieving its investment objective for one or more trading days, which may adversely impact the Fund's returns on those days and periods inclusive of those days. Alternatively, the Fund may incur higher costs (including swap financing costs) in order to achieve its investment objective and may be forced to purchase and sell securities (including other ETFs' shares) at market prices that do not represent their fair value (including in the case of an ETF, its net asset value) or at times that result in differences between the price the Fund receives for the security or the value of the swap exposure and the market closing price of the security or the market closing value of the swap exposure. Under those circumstances, the Fund's ability to track its Index is likely to be adversely affected, the market price of Fund shares may reflect a greater premium or discount to net asset value and bid-ask spreads in the Fund's shares may widen, resulting

in increased transaction costs for secondary market purchasers and sellers. The Fund may also incur additional tracking error due to the use of futures contracts or other securities that are not perfectly correlated to the Index.

The recent pandemic spread of the novel coronavirus known as COVID-19 has proven to be a market disrupting event. The impact of this virus, like other pandemics that may arise in the future, has negatively affected, and may continue to negatively affect, the economies of many nations, companies, and the global securities and commodities markets, including by reducing liquidity in the markets. It is impossible to predict the full effects, durations and costs of the COVID-19 pandemic.

Market Risk — Turbulence in financial markets and reduced liquidity in equity, credit and fixed income markets may negatively affect many issuers worldwide, which could have an adverse effect on the Fund.

Historically, market cycles have included long term positive and negative periods. Since approximately 2008, the market has largely moved upward and accordingly, the market may be poised for a correction or downturn.

Emerging Markets Risk — Securities of issuers located in emerging markets face the potential for greater market volatility, lower trading volume, higher levels of inflation, political and economic instability, greater risk of market shutdown and more government limitations on foreign investments. Emerging market countries may include economies that concentrate in only a few industries, security issues that are held by only a few investors, limited trading capacity in local exchanges and the possibility that markets or issuances or securities offerings may be manipulated by foreign nationals who have inside information. Additionally, emerging markets often have less uniformity in accounting and reporting requirements, less reliable securities valuations and greater risks associated with custody of securities than developed markets. Shareholder claims and legal remedies that are common in the United States may be difficult or impossible to pursue in many emerging market countries. Emerging markets often have greater risk of capital controls through such measures as taxes or interest rate control than developed markets. Certain emerging markets countries may also lack the infrastructure necessary to attract large amounts of foreign trade and investment. Local securities markets in emerging market countries may trade a small number of securities and may be unable to respond effectively to increases in trading volume, potentially making prompt liquidation of holdings difficult or impossible at times. Settlement procedures in emerging market countries are frequently less developed and reliable than those in other developed countries, which may result in significant delays in registering the transfer of securities and may make it more difficult for the Fund to value its holdings.

Economic, business, political, or social instability may adversely affect the value of emerging market securities more than securities of developed markets. Additionally, any of these developments may result in a decline in the value of a country's currency. Emerging markets may develop unevenly and may never fully develop. There is also a higher risk of loss due to expropriation, nationalization, confiscation of assets and

property or the imposition of restrictions on foreign investments and repatriation of capital invested in certain emerging market countries.

Internet Company Industry Risk — The market prices of internet securities tend to exhibit a greater degree of market risk and sharp price fluctuations than other types of securities. These securities may fall in and out of favor with investors rapidly, which may cause sudden selling and dramatically lower market prices. These companies are subject to rapid changes in technology, worldwide competition, rapid obsolescence of products and services, loss of patent protections, evolving industry standards and frequent new product productions. Internet securities also may be affected adversely by changes in consumer and business purchasing patterns and government regulations. These companies may have high market valuations and may appear less attractive to investors, which may cause sharp decreases in their market prices.

Information Technology Sector Risk — The value of stocks of information technology companies and companies that rely heavily on technology is particularly vulnerable to rapid changes in technology product cycles, rapid product obsolescence, government regulation, and competition, both domestically and internationally, including competition from competitors with lower production costs. In addition, many information technology companies have limited product lines, markets, financial resources or personnel. The prices of information technology companies and companies that rely heavily on technology, especially those of smaller, less-seasoned companies, tend to be more volatile and less liquid than the overall market. Information technology companies are heavily dependent on patent and intellectual property rights, the loss or impairment of which may adversely affect profitability. Additionally, companies in the information technology sector may face dramatic and often unpredictable changes in growth rates and competition for the services of qualified personnel.

Consumer Discretionary Sector Risk — Because companies in the consumer discretionary sector manufacture products and provide discretionary services directly to the consumer, the success of these companies is tied closely to the performance of the overall domestic and international economy, interest rates, competition and consumer confidence. Success depends heavily on disposable household income and consumer spending. Also, companies in the consumer discretionary sector may be subject to severe competition, which may have an adverse impact on a company's profitability. Changes in demographics and consumer tastes also can affect the demand for, and success of, consumer discretionary products in the marketplace.

Large-Capitalization Company Risk — Large-capitalization companies may be less able to adapt to changing market conditions or to respond quickly to competitive challenges or to changes in business, product, financial, or market conditions and may not be able to maintain growth at rates that may be achieved by well-managed smaller and mid-size companies, which may affect the companies' returns.

Small- and/or Mid-Capitalization Company Risk —

Small- and mid-capitalization companies often have narrower markets for their goods and/or services and more limited managerial and financial resources and often have limited product lines, services, markets, financial resources or are dependent on a small management group. Because these stocks are not well-known to the investing public, do not have significant institutional ownership and are followed by relatively few security analysts, there will normally be less publicly available information concerning these securities compared to what is available for the securities of larger companies. Adverse publicity and investor perceptions, whether or not based on fundamental analysis, can decrease the value and liquidity of securities held by the Fund resulting in more volatile performance. These companies may face greater risk of business failure, which could increase the volatility of the Fund's portfolio.

Currency Exchange Rate Risk — Changes in foreign currency exchange rates will affect the value of the Fund's investments in securities denominated in a country's currency. Generally, when the U.S. Dollar rises in value against a foreign currency, an investment in that country loses value because that currency is worth fewer U.S. Dollars. Devaluation of a currency by a country's government or banking authority also will have a significant impact on the value of any investments denominated in that currency. If the Fund is exposed to a limited number of currencies, any change in the value of these currencies could have a material impact on the Fund's net asset value.

Foreign Securities Risk — Investing in, and/or having exposure to, foreign instruments may involve greater risks than investing in domestic instruments. As a result, the Fund's returns and net asset value may be affected to a large degree by fluctuations in currency exchange rates, political, diplomatic or economic conditions and regulatory requirements in other countries. The laws and accounting, auditing, and financial reporting standards in foreign countries typically are not as strict as they are in the U.S., and there may be less public information available about foreign companies. Additionally, the Fund may be impacted by a limitation on foreign ownership of securities, the imposition of withholding or other taxes, restrictions on the repatriation of cash or other assets, higher transaction and custody costs, delays in the settlement of securities, difficulties in enforcing contractual obligations and lower levels of regulation in the securities markets.

Geographic Concentration Risk — Investments in a particular country or geographic region may be particularly susceptible to political, diplomatic or economic conditions and regulatory requirements. As a result, the Fund may be more volatile than a more geographically diversified fund.

International Closed-Market Trading Risk — Because the Fund may invest in, and/or have exposure to, securities that are traded in markets that are closed when the NYSE Arca, Inc. is open, there are likely to be deviations between its current value and its last sale price. As a result, premiums or discounts to net asset value may develop in share prices. Additionally, the performance of the Fund may vary from the performance of the Index.

Index Strategy Risk — The Fund is linked to an Index maintained by a third party provider unaffiliated with the Fund. Securities held by the Fund will generally not be bought or sold in response to market fluctuations and may be concentrated in a particular industry if the Index is so concentrated. The Fund will generally not sell a security because its issuer is in financial trouble or its value has declined, unless that holding is removed or is anticipated to be removed from the Index.

The Index relies on various sources of information to assess the securities included in the Index, including information that may be based on assumptions or estimates and there is no guarantee that the methodology utilized by the Index Provider will result in the Index achieving positive returns. There is no assurance that the Index Provider's calculation methodology or sources of information will provide an accurate assessment of the Index's securities. The Index may also underperform other asset classes or similar indices. Errors in Index data, Index computations or the construction of the Index in accordance with its methodology may occur from time to time and may not be identified and corrected by the Index Provider for a period of time or at all, which may have an adverse impact on the Fund and its shareholders.

The Fund's daily performance may deviate from a multiple of the daily return of the Index due to legal restrictions or limitations imposed by governments of certain countries, certain listing standards of the Fund's Exchange, a lack of liquidity on stock exchanges where securities trade, potential adverse tax consequences or other regulatory reasons (diversification requirements). The securities that comprise the Index are valued at the securities' closing prices on local foreign markets. The Fund or the ETF it utilizes to obtain exposure to the Index may fair value the Index's securities, which may adversely impact the Fund's ability to achieve its leveraged investment objective.

Liquidity Risk — Some securities held by the Fund, including derivatives, may be difficult to sell or be illiquid, particularly during times of market turmoil. Markets for securities or financial instruments could be disrupted by a number of events, including, but not limited to, an economic crisis, natural disasters, epidemics/pandemics, new legislation or regulatory changes inside or outside the United States. Illiquid securities may be difficult to value, especially in changing or volatile markets. If the Fund is forced to sell an illiquid security at an unfavorable time or price, the Fund may be adversely impacted. Certain market conditions or restrictions, such as market rules related to short sales, may prevent the Fund from limiting losses, realizing gains or achieving a high correlation with its Index. There is no assurance that a security that is deemed liquid when purchased will continue to be liquid. Market illiquidity may cause losses for the Fund. To the extent that the Index value increases or decreases significantly, the Fund may be one of many market participants that are attempting to transact in the securities of the Index. Under such circumstances, the market for securities of the Index may lack sufficient liquidity for all market participants' trades. Therefore, the Fund may have more difficulty transacting in the securities or financial instruments and the Fund's transactions could exacerbate the price changes of the securities of the Index and may

impact the ability of the Fund to achieve its investment objective.

Early Close/Trading Halt Risk — An exchange or market may close or issue trading halts on specific securities, or the ability to buy or sell certain portfolio securities or financial instruments may be restricted, which may result in the Fund being unable to buy or sell certain securities or financial instruments. In such circumstances, the Fund may be unable to rebalance its portfolio, may be unable to accurately price its investments, may incur significant tracking differences with its Index, may incur substantial losses and may limit or stop purchases of the Fund. If there is a significant intra-day market event and/or the securities of the Index experience a significant increase or decrease, the Fund may not meet its investment objective or rebalance its portfolio appropriately. Additionally, the Fund may close to purchases and sales of Shares prior to the close of regular trading on the NYSE Arca, Inc. and incur significant losses.

Equity Securities Risk — Investments in, and/or exposure to, publicly issued equity securities, including common stocks, are subject to market risks that may cause their prices to fluctuate over time. Fluctuations in the value of equity securities in which the Fund invests will cause the net asset value of the Fund to fluctuate.

Non-Diversification Risk — The Fund is non-diversified, which means it invests a high percentage of its assets in a limited number of securities. Its net asset value and total return may fluctuate more or fall greater in times of weaker markets than a diversified fund.

Securities Lending Risk — Securities lending involves the risk that the Fund may lose money because the borrower of the loaned securities fails to return the securities in a timely manner or at all. The Fund could also lose money in the event of a decline in the value of collateral provided for loaned securities, a decline in the value of any investments made with cash collateral, or a “gap” between the return on cash collateral reinvestments and any fees the Fund has agreed to pay a borrower. These events could also trigger adverse tax consequences for the Fund.

Special Risks of Exchange-Traded Funds

Authorized Participants Concentration Risk. The Fund may have a limited number of financial institutions that may act as Authorized Participants. To the extent that those Authorized Participants exit the business or are unable to process creation and/or redemption orders, Shares may trade at larger bid-ask spreads and/or premiums or discounts to net asset value. Authorized Participant concentration risk may be heightened for a fund that invests in non-U.S. securities or other securities or instruments that have lower trading volumes.

Market Price Variance Risk. Fund Shares are listed for trading on NYSE Arca and can be bought and sold in the secondary market at market prices rather than at net asset value. The market prices of Shares will fluctuate in response to changes in the value of the Fund’s holdings and supply and demand for Shares. Shareholders that purchase or sell Shares on the secondary market may trade Shares at a price greater than net asset value (a premium) or less than net asset value (a

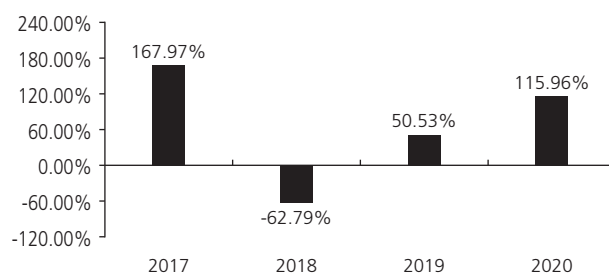
discount). There may be times when the market price and the net asset value vary significantly. The Fund’s investment results are measured based upon the daily net asset value of the Fund over a period of time. Investors purchasing and selling Shares in the secondary market may not experience the same investment results as experienced by those creating and redeeming Shares at net asset value. There is no guarantee that an active secondary market will develop for Shares. To the extent that exchange specialists, market makers, Authorized Participants, or other participants are unavailable or unable to trade the Fund’s Shares and/or create or redeem Creation Units, market disruptions or significant market volatility, bid-ask spreads and premiums or discounts may widen.

Fund Shares Trading Risk/Bid-Ask Spread Risk. Investments in Fund shares are subject to risks as a result of their trading in the secondary market. For example, investors transacting in the secondary market may incur costs as a result of there being a (potentially significant) spread (or difference) between the price that purchasers are willing to pay for shares (the bid) and the price at which sellers are willing to sell shares (the ask). This spread, which is known as a bid-ask spread, will vary based on, among other things, market demand for shares, the liquidity of the Fund portfolio and other factors. In addition, like other securities that are listed on an exchange, Fund shares can be sold short. Accordingly, their price can be volatile and they can be subject to pressure from short sales. Further, trading in all listed securities, including Fund shares, can be halted, including due to market volatility triggering “circuit breaker” rules.

Fund Performance

The following performance information provides some indication of the risks of investing in the Fund by demonstrating how its returns have varied from calendar year to calendar year. The bar chart shows changes in the Fund’s performance from calendar year to calendar year. The table shows how the Fund’s average annual returns for the one-year and since inception periods compare with those of one or more broad-based market indexes for the same periods. The Fund’s past performance, before and after taxes, is not necessarily an indication of how the Fund will perform in the future. Updated performance is available on the Fund’s website at www.direxion.com/etfs?producttab=performance or by calling the Fund toll-free at (866) 476-7523.

Total Return for the Calendar Years Ended December 31



During the period of time shown in the bar chart, the Fund’s highest calendar quarter return was 81.40% for the quarter ended June 30, 2020 and its lowest calendar quarter return

was -40.74% for the quarter ended December 31, 2018. The year-to-date return as of December 31, 2020 was 115.96%.

Average Annual Total Returns (for the periods ended December 31, 2020)

	1 Year	Since Inception 11/2/2016
Return Before Taxes	115.96%	25.15%
Return After Taxes on Distributions	115.96%	24.57%
Return After Taxes on Distributions and Sale of Fund Shares	68.65%	20.20%
CSI Overseas China Internet Index (reflects no deduction for fees, expenses or taxes)	60.92%	19.49%
S&P 500® Index (reflects no deduction for fees, expenses or taxes)	18.40%	17.12%

After-tax returns are calculated using the historically highest individual federal marginal income tax rates and do not reflect the impact of state and local taxes. Actual after-tax returns depend on an investor’s tax situation and may differ from those shown, and after-tax returns are not relevant to investors who hold their Fund shares through tax-deferred arrangements, such as 401(k) plans or individual retirement accounts.

Annual returns are required to be shown and should not be interpreted as suggesting that the Fund should or should not be held for long periods of time.

Management

Investment Adviser. Rafferty Asset Management, LLC is the Fund’s investment adviser.

Portfolio Managers. The following members of Rafferty’s investment team are jointly and primarily responsible for the day-to-day management of the Fund:

Portfolio Managers	Years of Service with the Fund	Primary Title
Paul Brigandi	Since Inception in November 2016	Portfolio Manager
Tony Ng	Since Inception in November 2016	Portfolio Manager

Purchase and Sale of Fund Shares

The Fund’s individual shares may only be purchased or sold in the secondary market through a broker-dealer or other financial intermediaries at market price rather than at net asset value. The market price of Shares will fluctuate in response to changes in the value of the Fund’s holdings and supply and demand for the Shares, which may result in shareholders purchasing or selling the Shares on the secondary market at a market price that is greater than net asset value (a premium) or less than net asset value (a discount). A shareholder may incur costs attributable to the difference between the highest price a buyer is willing to

pay for the Fund’s Shares (bid) and the lowest price a seller is willing to accept for the Fund’s Shares (ask) when buying or selling Shares on the secondary market (the “bid-ask spread”) in addition to brokerage commissions. The bid-ask spread may vary over time for Shares based on trading volume and market liquidity. Recent information regarding the Fund Shares such as net asset value, market price, premiums and discounts and bid-ask spreads and related other information is available on the Fund’s website, www.direxion.com/etfs?producttab=performance.

The Fund’s shares are not individually redeemable by the Fund. The Fund will issue and redeem Shares only to Authorized Participants in exchange for cash or a deposit or delivery of a basket of assets (securities and/or cash) in large blocks, known as creation units, each of which is comprised of 50,000 Shares.

If a market disruption or similar event occurs, making it not reasonably practicable for the Fund to dispose of its securities or to determine its net asset value, the Fund could seek to limit or suspend purchases of creation units. Under such circumstances, the Fund’s shares could trade at a significant premium or discount to their net asset value or wide bid-ask spreads and the Fund could experience substantial redemptions, which may cause the Fund to sell portfolio holdings, experience increased transaction costs and make greater taxable distributions. The Fund may seek to change its investment objective by, for example, seeking to track an alternative index or changing its leverage multiplier. The Fund could liquidate all, or a portion of, its assets, which may be at unfavorable prices or the Fund may close.

Tax Information

The Fund intends to make distributions that may be taxed as ordinary income or long-term capital gains. Those distributions will be subject to federal income tax and may also be subject to state and local taxes, unless you are investing through a tax-deferred arrangement, such as a 401(k) plan or an individual retirement account. Distributions or investments made through tax-deferred arrangements may be taxed later upon withdrawal. Distributions by the Fund may be significantly higher than those of most other ETFs.

Payments to Broker-Dealers and Other Financial Intermediaries

If you purchase shares of the Fund through a broker-dealer or other financial intermediary (such as a bank or financial advisor), the Fund and/or its Adviser may pay the intermediary for the sale of Fund shares and related services. These payments may create a conflict of interest by influencing the broker-dealer or other financial intermediary and your salesperson to recommend the Fund over another investment. Ask your salesperson or visit your financial intermediary’s website for more information.

Important Information Regarding the Fund

The Direxion Daily MSCI India Bull 2X Shares (formerly, the Direxion Daily MSCI India Bull 3X Shares) (the "Fund") seeks **daily leveraged** investment results and is very different from most other exchange-traded funds. As a result, the Fund may be riskier than alternatives that do not use leverage because the Fund's objective is to magnify the daily performance of the MSCI India Index (the "Index"). The return for investors that invest for periods longer or shorter than a trading day should not be expected to be 200% of the performance of the Index for the period. The return of the Fund for a period longer than a trading day will be the result of each trading day's compounded return over the period, which will very likely differ from 200% of the return of the Index for that period. Longer holding periods, higher volatility of the Index and leverage increase the impact of compounding on an investor's returns. During periods of higher Index volatility, the volatility of the Index may affect the Fund's return as much as, or more than, the return of the Index.

The Fund is not suitable for all investors. The Fund is designed to be utilized only by knowledgeable investors who understand the potential consequences of seeking daily leveraged (2X) investment results, understand the risks associated with the use of leverage and are willing to monitor their portfolios frequently. The Fund is not intended to be used by, and is not appropriate for, investors who do not intend to actively monitor and manage their portfolios. For periods longer than a single day, the Fund will lose money if the Index's performance is flat, and it is possible that the Fund will lose money even if the Index's performance increases over a period longer than a single day. An investor could lose the full principal value of his/her investment within a single day if the Fund's Index loses more than 50% in one day.

Investment Objective

The Fund seeks daily investment results, before fees and expenses, of 200% of the daily performance of the Index. **The Fund does not seek to achieve its stated investment objective for a period of time different than a trading day.**

Fees and Expenses of the Fund

This table describes the fees and expenses that you may pay if you buy, hold, and sell shares of the Fund ("Shares"). You may pay other fees, such as brokerage commissions and other fees to financial intermediaries, which are not reflected in the table and example below.

Annual Fund Operating Expenses (expenses that you pay each year as a percentage of the value of your investment)

Management Fees	0.75%
Distribution and/or Service (12b-1) Fees	0.00%
Other Expenses of the Fund	0.21%
Acquired Fund Fees and Expenses ⁽¹⁾	<u>0.36%</u>
Total Annual Fund Operating Expenses	1.32%
Expense Cap/Reimbursement ⁽²⁾	<u>-0.01%</u>
Total Annual Fund Operating Expenses After Expense Cap/Reimbursement	<u>1.31%</u>

⁽¹⁾ "Acquired Fund Fees and Expenses" include fees and expenses incurred indirectly by the Fund as a result of investments in other investment companies, including investments in money market funds. Because Acquired Fund Fees and Expenses are not borne directly by the Fund, they will not be reflected in the expense information in the Fund's financial statements and the information presented in the table will differ from that presented in the Fund's financial highlights included in the Fund's reports to shareholders.

⁽²⁾ Rafferty Asset Management, LLC ("Rafferty" or the "Adviser") has entered into an Operating Expense Limitation Agreement with the Fund. Under the Operating Expense Limitation Agreement, Rafferty has contractually agreed to waive all or a portion of its management fee and/or reimburse the Fund for Other Expenses through September 1, 2022, to the extent that the Fund's Total Annual Fund Operating Expenses exceed 0.95% of the Fund's average daily net assets (excluding, as applicable, among other expenses, taxes, swap financing and related costs, acquired fund fees and expenses, dividends or interest on short positions, other interest expenses, brokerage commissions and extraordinary expenses).

Any expense waiver or reimbursement is subject to recoupment by the Adviser within the three years after the expense was waived/reimbursed only if Total Annual Fund Operating Expenses fall below the lesser of this percentage limitation and any percentage limitation in place at the time the expense was waived/reimbursed.

Example - This example is intended to help you compare the cost of investing in the Fund with the cost of investing in other mutual funds. The example assumes that you invest \$10,000 in the Fund for the time periods indicated and then redeem all of your shares at the end of those periods. The example also assumes that your investment has a 5% return each year and that the Fund's operating expenses remain the same. Although your actual costs may be higher or lower, based on these assumptions your costs would be:

1 Year	3 Years	5 Years	10 Years
\$133	\$417	\$723	\$1,589

Portfolio Turnover

The Fund pays transaction costs, such as commissions, when it buys and sells securities (or "turns over" its portfolio). A higher portfolio turnover rate may indicate higher transaction costs and may result in higher taxes when Fund shares are held in a taxable account. These costs, which are not reflected in Annual Fund Operating Expenses or in the example, affect the Fund's performance. During the most recent fiscal year, the Fund's portfolio turnover rate was 157% of the average value of its portfolio. However, this portfolio turnover rate is calculated without regard to cash instruments or derivative transactions. If the Fund's extensive use of derivatives was reflected, the Fund's portfolio turnover rate would be significantly higher.

Principal Investment Strategy

The Index is designed to measure the performance of the large- and mid-capitalization segments of the Indian equity market, covering approximately 85% of the Indian equity universe. India is considered an “emerging market,” as that term is defined by the index provider. The term “emerging market” refers to an economy that is in the initial stages of industrialization and has been historically marked by low per capita income and a lack of capital market transparency, but appears to be implementing political and/or market reforms resulting in greater capital market transparency, increased access for foreign investors and generally improved economic conditions.

As of December 31, 2020, the Index had 96 constituents which had an average float adjusted total market capitalization of \$7.6 billion, total market capitalizations ranging from \$1 billion to \$77.5 billion and were concentrated in the financials and information technology sectors. The Index is rebalanced semi-annually.

The Fund, under normal circumstances, invests at least 80% of its net assets (plus borrowing for investment purposes) in financial instruments, such as swap agreements, exchange-traded funds (“ETFs”) that track the Index, securities of the Index and other financial instruments that provide daily leveraged exposure to the Index or to ETFs that track the Index. The financial instruments in which the Fund most commonly invests are swap agreements and futures contracts which are intended to produce economically leveraged investment results. The Fund generally will not invest directly in the Indian securities markets therefore, the Fund expects to invest a majority of its assets in ETFs and swaps that provide exposure to ETFs that seek to replicate the performance of the Index.

The components of the Index and the percentages represented by various sectors in the Index may change over time. The Fund will concentrate its investment in a particular industry or group of industries (*i.e.*, hold 25% or more of its total assets in the stocks of a particular industry or group of industries) to approximately the same extent as the Index is so concentrated.

The Fund may invest in the securities of the Index, a representative sample of the securities in the Index that has aggregate characteristics similar to those of the Index, an ETF that tracks the Index or a substantially similar index, and may utilize derivatives, such as swaps or futures on the Index or on an ETF that tracks the same Index or a substantially similar index, that provide leveraged exposure to the above.

The Fund seeks to remain fully invested at all times, consistent with its stated investment objective, but may not always have investment exposure to all of the securities in the Index, or its weighting of investment exposure to securities or industries may be different from that of the Index. In addition, the Fund may invest in securities or financial instruments not included in the Index.

The Fund will attempt to achieve its investment objective without regard to overall market movement or the increase or decrease of the value of the securities in the Index. At the close of the markets each trading day, Rafferty positions

the Fund’s portfolio so that its exposure to the Index is consistent with the Fund’s investment objective. The impact of the Index’s movements during the day will affect whether the Fund’s portfolio needs to be re-positioned. For example, if the Index has risen on a given day, net assets of the Fund should rise, meaning that the Fund’s exposure will need to be increased. Conversely, if the Index has fallen on a given day, net assets of the Fund should fall, meaning the Fund’s exposure will need to be reduced. This re-positioning strategy typically results in high portfolio turnover. On a day-to-day basis, the Fund is expected to hold ETFs and money market funds, deposit accounts with institutions with high quality credit ratings, and/or short-term debt instruments that have terms-to-maturity of less than 397 days and exhibit high quality credit profiles, including U.S. government securities and repurchase agreements.

The terms “daily,” “day,” and “trading day,” refer to the period from the close of the markets on one trading day to the close of the markets on the next trading day. Additionally, the Fund’s investment objective is not a fundamental policy and may be changed by the Fund’s Board of Trustees without shareholder approval.

Because of daily rebalancing and the compounding of each day’s return over time, the return of the Fund for periods longer than a single day will be the result of each day’s returns compounded over the period, which will very likely differ from 200% of the return of the Index over the same period. The Fund will lose money if the Index performance is flat over time, and as a result of daily rebalancing, the Index’s volatility and the effects of compounding, it is even possible that the Fund will lose money over time while the Index’s performance increases over a period longer than a single day.

Principal Investment Risks

An investment in the Fund entails risk. The Fund may not achieve its leveraged investment objective and there is a risk that you could lose all of your money invested in the Fund. The Fund is not a complete investment program. In addition, the Fund presents risks not traditionally associated with other mutual funds and ETFs. It is important that investors closely review all of the risks listed below and understand them before making an investment in the Fund.

Effects of Compounding and Market Volatility Risk - The Fund has a daily leveraged investment objective and the Fund’s performance for periods greater than a trading day will be the result of each day’s returns compounded over the period, which is very likely to differ from 200% of the Index’s performance, before fees and expenses. Compounding affects all investments, but has a more significant impact on funds that are leveraged and that rebalance daily. For a leveraged Fund, if adverse daily performance of the Index reduces the amount of a shareholder’s investment, any further adverse daily performance will lead to a smaller dollar loss because the shareholder’s investment had already been reduced by the prior adverse performance. Equally, however, if favorable daily performance of the Index increases the amount of a shareholder’s investment, the dollar amount lost due to future adverse performance will increase because the shareholder’s investment has increased.

The effect of compounding becomes more pronounced as Index volatility and the holding period increase. The impact of compounding will impact each shareholder differently depending on the period of time an investment in the Fund is held and the volatility of the Index during shareholder's holding period of an investment in the Fund.

The chart below provides examples of how Index volatility could affect the Fund's performance. Fund performance for periods greater than one single day can be estimated given any set of assumptions for the following factors: a) Index volatility; b) Index performance; c) period of time; d) financing rates associated with leveraged exposure; e) other Fund expenses; and f) dividends or interest paid with respect to securities in the Index. The chart below illustrates the impact of two principal factors – Index volatility and Index performance – on Fund performance. The chart shows estimated Fund returns for a number of combinations of Index volatility and Index performance over a one-year period. Performance shown in the chart assumes that: (i) no dividends were paid with respect to the securities included in the Index; (ii) there were no Fund expenses; and (iii) borrowing/lending rates (to obtain leveraged exposure) of 0%. If Fund expenses and/or actual borrowing/lending rates were reflected, the estimated returns would be different than those shown. Particularly during periods of higher Index volatility, compounding will cause results for periods longer than a trading day to vary from 200% of the performance of the Index.

As shown in the chart below, the Fund would be expected to lose 6.1% if the Index provided no return over a one year period during which the Index experienced annualized volatility of 25%. At higher ranges of volatility, there is a chance of a significant loss of value in the Fund, even if the Index's return is flat. **For instance, if the Index's annualized volatility is 100%, the Fund would be expected to lose 63.2% of its value, even if the cumulative Index return for the year was 0%.** Areas shaded red (or dark gray) represent those scenarios where the Fund can be expected to return less than 200% of the performance of the Index and those shaded green (or light gray) represent those scenarios where the Fund can be expected to return more than 200% of the performance of the Index. The Fund's actual returns may be significantly better or worse than the returns shown below as a result of any of the factors discussed above or in "Daily Index Correlation/Tracking Risk" below.

One Year Index	200% One Year Index	Volatility Rate				
		Return	10%	25%	50%	75%
-60%	-120%	-84.2%	-85.0%	-87.5%	-90.9%	-94.1%
-50%	-100%	-75.2%	-76.5%	-80.5%	-85.8%	-90.8%
-40%	-80%	-64.4%	-66.2%	-72.0%	-79.5%	-86.8%
-30%	-60%	-51.5%	-54.0%	-61.8%	-72.1%	-82.0%
-20%	-40%	-36.6%	-39.9%	-50.2%	-63.5%	-76.5%
-10%	-20%	-19.8%	-23.9%	-36.9%	-53.8%	-70.2%
0%	0%	-1.0%	-6.1%	-22.1%	-43.0%	-63.2%
10%	20%	19.8%	13.7%	-5.8%	-31.1%	-55.5%
20%	40%	42.6%	35.3%	12.1%	-18.0%	-47.0%
30%	60%	67.3%	58.8%	31.6%	-3.7%	-37.8%
40%	80%	94.0%	84.1%	52.6%	11.7%	-27.9%
50%	100%	122.8%	111.4%	75.2%	28.2%	-17.2%
60%	120%	153.5%	140.5%	99.4%	45.9%	-5.8%

The Index's annualized historical volatility rate for the five year period ended December 31, 2020 was 20.03%. The Index's highest volatility rate for any one calendar year during the five year period was 33.39% and volatility for a shorter period of time may have been substantially higher. The Index's annualized performance for the five-year period ended December 31, 2020 was 9.52%. Historical Index volatility and performance are not indications of what the Index volatility and performance will be in the future. The volatility of ETFs or instruments that reflect the value of the Index, such as swaps, may differ from the volatility of the Index.

For information regarding the effects of volatility and Index performance on the long-term performance of the Fund, see "Additional Information Regarding Investment Techniques and Policies" in the Fund's statutory prospectus, and "Leverage - Special Note Regarding the Correlation Risks of the Funds" in the Fund's Statement of Additional Information.

Leverage Risk — The Fund obtains investment exposure in excess of its net assets by utilizing leverage and may lose more money in market conditions that are adverse to its investment objective than a fund that does not utilize leverage. An investment in the Fund is exposed to the risk that a decline in the daily performance of the Index will be magnified. This means that an investment in the Fund will be reduced by an amount equal to 2% for every 1% daily decline in the Index, not including the costs of financing leverage and other operating expenses, which would further reduce its value. The Fund could theoretically lose an amount greater than its net assets in the event of an Index decline of more than 50%. Leverage will also have the effect of magnifying any differences in the Fund's correlation with the Index.

Due to the limited availability of necessary investments or financial instruments, the Fund could, among other things, as a defensive measure, limit or suspend creations or redemptions of Creation Units until the Adviser determines that the requisite exposure to the Index is obtainable. During the period that creation or redemptions are affected, the Fund's shares could trade at a significant premium or discount to their net asset value or the bid-ask spread of the Fund's shares could widen significantly. In the case of a period during which creations are suspended, the Fund could experience

significant redemptions, which may cause the Fund to sell portfolio securities at unfavorable prices and increased transaction and other costs and make greater taxable distributions to shareholders of the Fund. The Fund may also change its investment objective by, for example, seeking to track an alternative index, or lowering its leverage multiple or the Fund could close.

Derivatives Risk — Derivatives are financial instruments that derive value from the underlying reference asset or assets, such as stocks, bonds, or funds (including ETFs), interest rates or indexes. The Fund's investments in derivatives may pose risks in addition to, and greater than, those associated with directly investing in securities or other ordinary investments, including risk related to the market, leverage, imperfect daily correlations with underlying investments or the Fund's other portfolio holdings, higher price volatility, lack of availability, counterparty risk, liquidity, valuation and legal restrictions. The use of derivatives is a highly specialized activity that involves investment techniques and risks different from those associated with ordinary portfolio securities transactions. The use of derivatives may result in larger losses or smaller gains than directly investing in securities. When the Fund uses derivatives, there may be imperfect correlation between the value of the reference assets and the derivative, which may prevent the Fund from achieving its investment objective. Because derivatives often require only a limited initial investment, the use of derivatives may expose the Fund to losses in excess of those amounts initially invested.

The Fund may use a combination of swaps on the Index and swaps on an ETF whose investment objective is to track the performance of the same or a substantially similar index to achieve its investment objective. The reference ETF may not closely track the performance of the Index due to fees and other costs borne by the ETF and other factors, such as an ETF's premium or discount. Thus, to the extent that the Fund invests in swaps that use an ETF as a reference asset, the Fund may be subject to greater correlation risk and may not achieve as high a degree of correlation with the Index as it would if the Fund used swaps that utilized the Index as the reference asset. Any financing, borrowing or other costs associated with using derivatives may also reduce the Fund's return.

In addition, the Fund's investments in derivatives are subject to the following risks:

- **Swap Agreements.** Swap agreements are entered into primarily with major global financial institutions for a specified period, which may range from one day to more than one year. The swap agreements in which the Fund invests are generally traded in the over-the-counter market, which generally has less transparency than exchange-traded derivatives instruments. In a standard swap transaction, two parties agree to exchange the return (or differentials in rates of return) earned or realized on particular predetermined reference assets or underlying securities or instruments. The gross return to be exchanged or swapped between the parties is calculated based on a notional amount or the return on or change in value of a particular dollar amount invested in a basket of securities

representing a particular index or an ETF that seeks to track an index.

If the Index has a dramatic move that causes a material decline in the Fund's net assets, the terms of a swap agreement between the Fund and its counterparty may permit the counterparty to immediately close out the swap transaction with the Fund. In that event, the Fund may be unable to enter into another swap agreement or invest in other derivatives to achieve exposure consistent with the Fund's investment objective. This may prevent the Fund from achieving its leveraged investment objective, even if the Index later reverses all or a portion of its movement. This may result in the value of an investment in the Fund changing quickly and without warning.

- **Futures Contracts.** Futures contracts are typically exchange-traded contracts that call for the future delivery of an asset at a certain price and date, or cash settlement of the terms of the contract. There may be an imperfect correlation between the changes in market value of the securities held by the Fund and the prices of futures contracts. There may not be a liquid secondary market for the futures contracts and the Fund may not be able to enter into a closing transaction. Regulations may also limit the number of positions that can be held or controlled by the Fund or the Adviser, thus limiting the ability of the Fund to implement its leveraged investment strategy. Futures markets are highly volatile and the use of futures may increase the Fund's volatility. The value of an investment in the Fund may change quickly and without warning.

Counterparty Risk — A counterparty may be unwilling or unable to make timely payments to meet its contractual obligations or may fail to return holdings that are subject to the agreement with the counterparty. If the counterparty or its affiliate becomes insolvent, bankrupt or defaults on its payment obligations to the Fund, the value of an investment held by the Fund may decline. Additionally, if any collateral posted by the counterparty for the benefit of the Fund is insufficient or there are delays in the Fund's ability to access such collateral, the Fund may not be able to achieve its leveraged investment objective. The Fund may also not be able to exercise remedies, such as the termination of transactions, netting of obligations and realization on collateral if such remedies are stayed or eliminated under special resolutions adopted in the United States, the European Union and various other jurisdictions.

In addition, the Fund may enter into swap agreements with a limited number of counterparties, which may increase the Fund's exposure to counterparty credit risk. Further, there is a risk that no suitable counterparties will be willing to enter into, or continue to enter into, transactions with the Fund and, as a result, the Fund may not be able to achieve its leveraged investment objective or may decide to change its leveraged investment objective.

Rebalancing Risk — If for any reason the Fund is unable to rebalance all or a part of its portfolio, or if all or a portion of the portfolio is rebalanced incorrectly, the Fund's investment exposure may not be consistent with its investment objective. In these instances, the Fund may have investment

exposure to the Index that is significantly greater or significantly less than its stated multiple. The Fund may be more exposed to leverage risk than if it had been properly rebalanced and may not achieve its investment objective, leading to significantly greater losses or reduced gains.

Intra-Day Investment Risk - The Fund seeks leveraged investment results from the close of the market on a given trading day until the close of the market on the subsequent trading day. The exact exposure of an investment in the Fund intraday in the secondary market is a function of the difference between the value of the Index at the market close on the first trading day and the value of the Index at the time of purchase. If the Index gains value, the Fund's net assets will rise by the same amount as the Fund's exposure. Conversely, if the Index declines, the Fund's net assets will decline by the same amount as the Fund's exposure. Thus, an investor that purchases shares intra-day may experience performance that is greater than, or less than, the Fund's stated multiple of the Index.

If there is a significant intra-day market event and/or the securities of the Index experience a significant decrease, the Fund may not meet its investment objective, be able to rebalance its portfolio appropriately, or may experience significant premiums or discounts, or widened bid-ask spreads. Additionally, the Fund may close to purchases and sales of Shares prior to the close of trading on the Exchange and incur significant losses.

Daily Index Correlation/Tracking Risk - There is no guarantee that the Fund will achieve a high degree of correlation to the Index and therefore achieve its daily leveraged investment objective. The Fund's exposure to the Index is impacted by the Index's movement. Because of this, it is unlikely that the Fund will be perfectly exposed to the Index at the end of each day. The possibility of the Fund being materially over- or under-exposed to the Index increases on days when the Index is volatile near the close of the trading day. Market disruptions, regulatory restrictions and high volatility will also adversely affect the Fund's ability to adjust exposure to the required levels.

Due to the Index including instruments that trade on a different market than the Fund, the Fund's return may vary from a multiple of the performance of the Index because different markets may close before the NYSE Arca, Inc. opens or may not be open for business on the same calendar days as the Fund. Additionally, due to differences in trading hours, and because the Index may be calculated using prices obtained at times other than the Fund's net asset value calculation time or due to the fair valuation of Index securities, the Fund's performance may not correlate the Index.

The Fund may have difficulty achieving its daily leveraged investment objective due to fees, expenses, transaction costs, financing costs related to the use of derivatives, investments in ETFs, directly or indirectly, income items, valuation methodology, accounting standards, regulatory reasons (such as, diversification requirements) and disruptions or illiquidity in the markets for the securities or derivatives held by the Fund. The Fund may be subject to large movements of assets into and out of the Fund, potentially resulting in the Fund being over- or under-exposed to the Index. The Fund may

not have investment exposure to all of the securities in the Index or its weighting of investment exposure to the securities may be different from that of the Index. In addition, the Fund may invest in securities that are not included in the Index. The Fund may also invest directly in or use other investment companies, such as ETFs, which may result in increased tracking error for the Fund. Additionally, an ETF's performance may differ from the index it tracks, thus resulting in additional tracking error for the Fund. Activities surrounding periodic Index reconstitutions and other Index rebalancing events may also hinder the Fund's ability to meet its daily leveraged investment objective. For example, the Fund may take or refrain from taking positions to improve tax efficiency or to comply with various regulatory restrictions, which may negatively impact the Fund's correlation to the Index. Any of these factors could decrease correlation between the performance of the Fund and the Index and may hinder the Fund's ability to meet its daily investment objective.

Indian Securities Risk - Although the Fund will not invest directly in Indian securities, it is subject, indirectly to certain risks applicable to investing in Indian securities. India is an emerging market country and exhibits significantly greater market volatility in comparison to developed markets. Political and legal uncertainty, greater government control over the economy, currently fluctuations or blockage, and the risk of nationalization or expropriation of assets may result in higher potential for losses. Moreover, government actions can have a significant effect on the economic conditions in India, which could adversely affect the value and liquidity of securities that trade on Indian exchanges. The securities markets in India are comparatively underdeveloped and stockbrokers and other intermediaries may not perform as well as their counterparts in the U.S. or other more developed securities markets. The limited liquidity of the Indian securities markets may also affect the ability of funds or counterparties to acquire or dispose of securities at the desired price or time

Securities of companies located in India face potential legal, regulatory, political, and economic risks. Political and legal uncertainty, ongoing religious and border disputes within its territory and between India and its neighboring countries, greater government control over the economy, currency fluctuations or blockage, and the risk of nationalization or expropriation of assets may result in higher potential for losses. The securities markets in India are relatively underdeveloped and may subject the Fund to higher transaction costs or greater uncertainty than investments in more developed securities markets. Indian securities markets are characterized by a small number of listed companies that have significantly smaller market capitalizations, greater price volatility, greater delays and possibility of disruptions in settlement transactions, and less liquidity. Investments in securities of issuers located or operating in India also may be limited or prevented, at times, due to the limits on foreign ownership imposed by the Reserve Bank of India.

Emerging Markets Risk - Securities of issuers located in emerging markets face the potential for greater market volatility, lower trading volume, higher levels of inflation, political and economic instability, greater risk of market shutdown and more government limitations on foreign

investments. Emerging market countries may include economies that concentrate in only a few industries, security issues that are held by only a few investors, limited trading capacity in local exchanges and the possibility that markets or issuances or securities offerings may be manipulated by foreign nationals who have inside information. Additionally, emerging markets often have less uniformity in accounting and reporting requirements, less reliable securities valuations and greater risks associated with custody of securities than developed markets. Shareholder claims and legal remedies that are common in the United States may be difficult or impossible to pursue in many emerging market countries. Emerging markets often have greater risk of capital controls through such measures as taxes or interest rate control than developed markets. Certain emerging markets countries may also lack the infrastructure necessary to attract large amounts of foreign trade and investment. Local securities markets in emerging market countries may trade a small number of securities and may be unable to respond effectively to increases in trading volume, potentially making prompt liquidation of holdings difficult or impossible at times. Settlement procedures in emerging market countries are frequently less developed and reliable than those in other developed countries, which may result in significant delays in registering the transfer of securities and may make it more difficult for the Fund to value its holdings.

Economic, business, political, or social instability may adversely affect the value of emerging market securities more than securities of developed markets. Additionally, any of these developments may result in a decline in the value of a country's currency. Emerging markets may develop unevenly and may never fully develop. There is also a higher risk of loss due to expropriation, nationalization, confiscation of assets and property or the imposition of restrictions on foreign investments and repatriation of capital invested in certain emerging market countries.

Other Investment Companies (including ETFs) Risk —

The Fund may invest directly in another investment company by purchasing shares of the investment company or indirectly by utilizing an investment company as the reference asset of a derivative instrument. By investing in another investment company, including an ETF, the Fund becomes a shareholder of that investment company and as a result, Fund shareholders indirectly bear the Fund's proportionate share of the fees and expenses of the other investment company, in addition to the fees and expenses of the Fund's own operations. As a shareholder, the Fund must rely on the other investment company to achieve its investment objective. The Fund's performance may be magnified positively or negatively by virtue of its investment in other investment companies. If the other investment company fails to achieve its investment objective, the value of the Fund's investment will not perform as expected, thus affecting the Fund's performance and its correlation with the Index. In addition, because shares of ETFs are listed and traded on national stock exchanges, their shares may trade at a discount or a premium to an ETF's net asset value, and an ETF's market price may be more or less than the value of the index that the ETF tracks especially during periods of market volatility or disruption. Because the Fund transacts and prices its direct or indirect investments

in ETFs at market price, the Fund's use of ETFs could have an adverse impact on the Fund's ability to achieve its investment objective. Investments in such shares may be subject to brokerage and other trading costs, which could result in greater expenses to the Fund. Finally, depending on the demand in the market, the Fund may not be able to liquidate its holdings in ETFs at an optimal price or time, which may adversely affect the Fund's performance.

Natural Disaster/Epidemic and Market Disruption Risk —

Natural or environmental disasters, such as earthquakes, fires, floods, hurricanes, and tsunamis and widespread disease, including pandemics and epidemics have been and can be highly disruptive to economies and markets and have recently led, and may continue to lead to increased market volatility and significant market losses. Such natural disasters and health crises could exacerbate political, social and economic risks, and result in significant breakdowns, delays, shutdowns, social isolation, and other disruptions to important global, local and regional supply chains. A climate of uncertainty and panic, including the contagion of infectious viruses and diseases, may adversely affect global, regional, and local economies and reduce the availability of potential investment opportunities, and increases the difficulty of performing due diligence and modeling market conditions, potentially reducing the accuracy of financial projections. A widespread crisis would also affect the global economy in ways that cannot necessarily be foreseen. Adverse effects may be more pronounced for developing or emerging market countries that have less established health care systems. How long such events will last and whether they will continue or recur cannot be predicted.

Significant market volatility and market downturns may limit the Fund's ability to sell securities and obtain long exposure to securities, and the Fund's sales and long exposures may exacerbate the market volatility and downturn. Under such circumstances, the Fund may have difficulty achieving its investment objective for one or more trading days, which may adversely impact the Fund's returns on those days and periods inclusive of those days. Alternatively, the Fund may incur higher costs (including swap financing costs) in order to achieve its investment objective and may be forced to purchase and sell securities (including other ETFs' shares) at market prices that do not represent their fair value (including in the case of an ETF, its net asset value) or at times that result in differences between the price the Fund receives for the security or the value of the swap exposure and the market closing price of the security or the market closing value of the swap exposure. Under those circumstances, the Fund's ability to track its Index is likely to be adversely affected, the market price of Fund shares may reflect a greater premium or discount to net asset value and bid-ask spreads in the Fund's shares may widen, resulting in increased transaction costs for secondary market purchasers and sellers. The Fund may also incur additional tracking error due to the use of futures contracts or other securities that are not perfectly correlated to the Index.

The recent pandemic spread of the novel coronavirus known as COVID-19 has proven to be a market disrupting event. The impact of this virus, like other pandemics that may arise in the future, has negatively affected, and may continue

to negatively affect, the economies of many nations, companies, and the global securities and commodities markets, including by reducing liquidity in the markets. It is impossible to predict the full effects, durations and costs of the COVID-19 pandemic.

Market Risk — Turbulence in financial markets and reduced liquidity in equity, credit and fixed income markets may negatively affect many issuers worldwide, which could have an adverse effect on the Fund.

Historically, market cycles have included long term positive and negative periods. Since approximately 2008, the market has largely moved upward and accordingly, the market may be poised for a correction or downturn.

Financials Sector Risk — Performance of companies in the financials sector may be materially impacted by many factors, including but not limited to, government regulations, economic conditions, credit rating downgrades, changes in interest rates and decreased liquidity in credit markets. Profitability of these companies is largely dependent on the availability and cost of capital and can fluctuate significantly when interest rates change. Credit losses resulting from financial difficulties of borrowers also can negatively impact the sector. These companies are also subject to substantial government regulation and intervention, which may adversely impact the scope of their activities, the prices they can charge, the amount of capital they must maintain, and potentially, their size. Government regulation may change frequently and may have significant adverse consequences for financial companies, including effects that are not intended by such regulation. The impact of more stringent capital requirements, or recent or future regulation in various countries on any individual financial company or of the financials sector as a whole, cannot be predicted. The financials sector is also a target for cyber attacks and may experience technology malfunctions and disruptions, which have occurred more frequently in recent years.

Information Technology Sector Risk — The value of stocks of information technology companies and companies that rely heavily on technology is particularly vulnerable to rapid changes in technology product cycles, rapid product obsolescence, government regulation, and competition, both domestically and internationally, including competition from competitors with lower production costs. In addition, many information technology companies have limited product lines, markets, financial resources or personnel. The prices of information technology companies and companies that rely heavily on technology, especially those of smaller, less-seasoned companies, tend to be more volatile and less liquid than the overall market. Information technology companies are heavily dependent on patent and intellectual property rights, the loss or impairment of which may adversely affect profitability. Additionally, companies in the information technology sector may face dramatic and often unpredictable changes in growth rates and competition for the services of qualified personnel.

Large-Capitalization Company Risk — Large-capitalization companies may be less able to adapt to changing market conditions or to respond quickly to competitive challenges or to changes in business, product,

financial, or market conditions and may not be able to maintain growth at rates that may be achieved by well-managed smaller and mid-size companies, which may affect the companies' returns.

Small- and/or Mid-Capitalization Company Risk — Small- and mid-capitalization companies often have narrower markets for their goods and/or services and more limited managerial and financial resources and often have limited product lines, services, markets, financial resources or are dependent on a small management group. Because these stocks are not well-known to the investing public, do not have significant institutional ownership and are followed by relatively few security analysts, there will normally be less publicly available information concerning these securities compared to what is available for the securities of larger companies. Adverse publicity and investor perceptions, whether or not based on fundamental analysis, can decrease the value and liquidity of securities held by the Fund resulting in more volatile performance. These companies may face greater risk of business failure, which could increase the volatility of the Fund's portfolio.

Currency Exchange Rate Risk — Changes in foreign currency exchange rates will affect the value of the Fund's investments in securities denominated in a country's currency. Generally, when the U.S. Dollar rises in value against a foreign currency, an investment in that country loses value because that currency is worth fewer U.S. Dollars. Devaluation of a currency by a country's government or banking authority also will have a significant impact on the value of any investments denominated in that currency. If the Fund is exposed to a limited number of currencies, any change in the value of these currencies could have a material impact on the Fund's net asset value.

Depository Receipt Risk — To the extent the Fund invests in, and/or has exposure to, foreign companies, the Fund's investment may be in the form of depository receipts or other securities convertible into securities of foreign issuers including American Depositary Receipts ("ADRs"), European Depositary Receipts ("EDRs"), and Global Depositary Receipts ("GDRs"). Such investments continue to be subject to most of the risks associated with investing directly in foreign securities, including political and exchange rate risks.

Foreign Securities Risk — Investing in, and/or having exposure to, foreign instruments may involve greater risks than investing in domestic instruments. As a result, the Fund's returns and net asset value may be affected to a large degree by fluctuations in currency exchange rates, political, diplomatic or economic conditions and regulatory requirements in other countries. The laws and accounting, auditing, and financial reporting standards in foreign countries typically are not as strict as they are in the U.S., and there may be less public information available about foreign companies. Additionally, the Fund may be impacted by a limitation on foreign ownership of securities, the imposition of withholding or other taxes, restrictions on the repatriation of cash or other assets, higher transaction and custody costs, delays in the settlement of securities, difficulties in enforcing contractual obligations and lower levels of regulation in the securities markets.

Geographic Concentration Risk — Investments in a particular country or geographic region may be particularly susceptible to political, diplomatic or economic conditions and regulatory requirements. As a result, the Fund may be more volatile than a more geographically diversified fund.

International Closed-Market Trading Risk — Because the Fund may invest in, and/or have exposure to, securities that are traded in markets that are closed when the NYSE Arca, Inc. is open, there are likely to be deviations between its current value and its last sale price. As a result, premiums or discounts to net asset value may develop in share prices. Additionally, the performance of the Fund may vary from the performance of the Index.

Index Strategy Risk — The Fund is linked to an Index maintained by a third party provider unaffiliated with the Fund. Securities held by the Fund will generally not be bought or sold in response to market fluctuations and may be concentrated in a particular industry if the Index is so concentrated. The Fund will generally not sell a security because its issuer is in financial trouble or its value has declined, unless that holding is removed or is anticipated to be removed from the Index.

The Index relies on various sources of information to assess the securities included in the Index, including information that may be based on assumptions or estimates and there is no guarantee that the methodology utilized by the Index Provider will result in the Index achieving positive returns. There is no assurance that the Index Provider's calculation methodology or sources of information will provide an accurate assessment of the Index's securities. The Index may also underperform other asset classes or similar indices. Errors in Index data, Index computations or the construction of the Index in accordance with its methodology may occur from time to time and may not be identified and corrected by the Index Provider for a period of time or at all, which may have an adverse impact on the Fund and its shareholders.

The Fund's daily performance may deviate from a multiple of the daily return of the Index due to legal restrictions or limitations imposed by governments of certain countries, certain listing standards of the Fund's Exchange, a lack of liquidity on stock exchanges where securities trade, potential adverse tax consequences or other regulatory reasons (diversification requirements). The securities that comprise the Index are valued at the securities' closing prices on local foreign markets. The Fund or the ETF it utilizes to obtain exposure to the Index may fair value the Index's securities, which may adversely impact the Fund's ability to achieve its leveraged investment objective.

Liquidity Risk — Some securities held by the Fund, including derivatives, may be difficult to sell or be illiquid, particularly during times of market turmoil. Markets for securities or financial instruments could be disrupted by a number of events, including, but not limited to, an economic crisis, natural disasters, epidemics/pandemics, new legislation or regulatory changes inside or outside the United States. Illiquid securities may be difficult to value, especially in changing or volatile markets. If the Fund is forced to sell an illiquid security at an unfavorable time or price, the Fund may be adversely impacted. Certain market conditions or restrictions,

such as market rules related to short sales, may prevent the Fund from limiting losses, realizing gains or achieving a high correlation with its Index. There is no assurance that a security that is deemed liquid when purchased will continue to be liquid. Market illiquidity may cause losses for the Fund. To the extent that the Index value increases or decreases significantly, the Fund may be one of many market participants that are attempting to transact in the securities of the Index. Under such circumstances, the market for securities of the Index may lack sufficient liquidity for all market participants' trades. Therefore, the Fund may have more difficulty transacting in the securities or financial instruments and the Fund's transactions could exacerbate the price changes of the securities of the Index and may impact the ability of the Fund to achieve its investment objective.

Early Close/Trading Halt Risk — An exchange or market may close or issue trading halts on specific securities, or the ability to buy or sell certain portfolio securities or financial instruments may be restricted, which may result in the Fund being unable to buy or sell certain securities or financial instruments. In such circumstances, the Fund may be unable to rebalance its portfolio, may be unable to accurately price its investments, may incur significant tracking differences with its Index, may incur substantial losses and may limit or stop purchases of the Fund. If there is a significant intra-day market event and/or the securities of the Index experience a significant increase or decrease, the Fund may not meet its investment objective or rebalance its portfolio appropriately. Additionally, the Fund may close to purchases and sales of Shares prior to the close of regular trading on the NYSE Arca, Inc. and incur significant losses.

Equity Securities Risk — Investments in, and/or exposure to, publicly issued equity securities, including common stocks, are subject to market risks that may cause their prices to fluctuate over time. Fluctuations in the value of equity securities in which the Fund invests will cause the net asset value of the Fund to fluctuate.

High Portfolio Turnover Risk - Daily rebalancing of the Fund's holdings pursuant to its daily investment objective causes a much greater number of portfolio transactions when compared to most ETFs. Additionally, active market trading of the Fund's Shares on such exchanges as the NYSE Arca, Inc., could cause more frequent creation and redemption activities, which could increase the number of portfolio transactions. Frequent and active trading may lead to higher transaction costs because of increased broker commissions resulting from such transactions. In addition, there is the possibility of significantly increased short-term capital gains (which will be taxable to shareholders as ordinary income when distributed to them). The Fund calculates portfolio turnover without including the short-term cash instruments or derivative transactions that comprise the majority of the Fund's trading. As such, if the Fund's extensive use of derivative instruments were reflected, the calculated portfolio turnover rate would be significantly higher.

Non-Diversification Risk — The Fund is non-diversified, which means it invests a high percentage of its assets in a limited number of securities. Its net asset value and total

return may fluctuate more or fall greater in times of weaker markets than a diversified fund.

Securities Lending Risk — Securities lending involves the risk that the Fund may lose money because the borrower of the loaned securities fails to return the securities in a timely manner or at all. The Fund could also lose money in the event of a decline in the value of collateral provided for loaned securities, a decline in the value of any investments made with cash collateral, or a “gap” between the return on cash collateral reinvestments and any fees the Fund has agreed to pay a borrower. These events could also trigger adverse tax consequences for the Fund.

Special Risks of Exchange-Traded Funds

Authorized Participants Concentration Risk. The Fund may have a limited number of financial institutions that may act as Authorized Participants. To the extent that those Authorized Participants exit the business or are unable to process creation and/or redemption orders, Shares may trade at larger bid-ask spreads and/or premiums or discounts to net asset value. Authorized Participant concentration risk may be heightened for a fund that invests in non-U.S. securities or other securities or instruments that have lower trading volumes.

Market Price Variance Risk. Fund Shares are listed for trading on NYSE Arca and can be bought and sold in the secondary market at market prices rather than at net asset value. The market prices of Shares will fluctuate in response to changes in the value of the Fund’s holdings and supply and demand for Shares. Shareholders that purchase or sell Shares on the secondary market may trade Shares at a price greater than net asset value (a premium) or less than net asset value (a discount). There may be times when the market price and the net asset value vary significantly. The Fund’s investment results are measured based upon the daily net asset value of the Fund over a period of time. Investors purchasing and selling Shares in the secondary market may not experience the same investment results as experienced by those creating and redeeming Shares at net asset value. There is no guarantee that an active secondary market will develop for Shares. To the extent that exchange specialists, market makers, Authorized Participants, or other participants are unavailable or unable to trade the Fund’s Shares and/or create or redeem Creation Units, market disruptions or significant market volatility, bid-ask spreads and premiums or discounts may widen.

Fund Shares Trading Risk/Bid-Ask Spread Risk. Investments in Fund shares are subject to risks as a result of their trading in the secondary market. For example, investors transacting in the secondary market may incur costs as a result of there being a (potentially significant) spread (or difference) between the price that purchasers are willing to pay for shares (the bid) and the price at which sellers are willing to sell shares (the ask). This spread, which is known as a bid-ask spread, will vary based on, among other things, market demand for shares, the liquidity of the Fund portfolio and other factors. In addition, like other securities that are listed on an exchange, Fund shares can be sold short. Accordingly, their price can be volatile and they can be subject to pressure from short sales. Further, trading in all listed securities,

including Fund shares, can be halted, including due to market volatility triggering “circuit breaker” rules.

Fund Performance

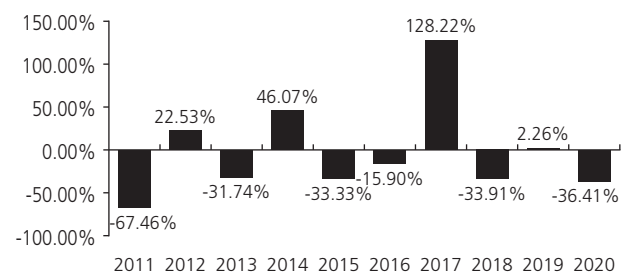
The following performance information provides some indication of the risks of investing in the Fund by demonstrating how its returns have varied from calendar year to calendar year. The bar chart shows changes in the Fund’s performance from calendar year to calendar year. The table shows how the Fund’s average annual returns for the one-year, five-year and ten-year periods compare with those of one or more broad-based market indexes for the same periods. The Fund’s past performance, before and after taxes, is not necessarily an indication of how the Fund will perform in the future. Updated performance is available on the Fund’s website at www.direxion.com/etfs?producttab=performance or by calling the Fund toll-free at (866) 476-7523.

Performance prior to December 1, 2011 reflects the Fund’s previous investment objective where it sought daily investment results, before fees and expenses, of 200% of the performance of the Indus India Index. If the Fund had continued to seek its previous investment objective, the calendar year performance of the Fund would have varied from that shown.

Additionally, performance shown from December 1, 2011 to January 3, 2017 reflects the Fund’s previous daily leveraged investment objective, before fees and expenses, of 300% of the Indus India Index. After January 3, 2017 and prior to October 30, 2020, the Fund began to seek a daily leveraged investment objective, before fees and expenses, of 300% of the MSCI India Index. If the Fund had continued to seek its previous investment objective, the calendar year performance of the Fund would have varied from that shown.

The performance noted below, and prior to October 30, 2020, reflects the Fund’s previous daily leveraged investment objective, before fees and expenses, of 300% of the Index.

Total Return for the Calendar Years Ended December 31



During the period of time shown in the bar chart, the Fund’s highest calendar quarter return was 58.48% for the quarter ended March 31, 2017 and its lowest calendar quarter return was -79.86% for the quarter ended March 31, 2020. The year-to-date return as of December 31, 2020 was -36.41%.

Average Annual Total Returns (for the periods ended December 31, 2020)

	1 Year	5 Years	10 Years
Return Before Taxes	-36.41%	-3.78%	-14.11%
Return After Taxes on Distributions	-36.41%	-3.84%	-14.13%
Return After Taxes on Distributions and Sale of Fund Shares	-21.56%	-2.80%	-8.65%
MSCI India Index (reflects no deduction for fees, expenses or taxes)	15.55%	9.52%	3.38%
S&P 500® Index (reflects no deduction for fees, expenses or taxes)	18.40%	15.22%	13.88%

After-tax returns are calculated using the historically highest individual federal marginal income tax rates and do not reflect the impact of state and local taxes. Actual after-tax returns depend on an investor's tax situation and may differ from those shown, and after-tax returns are not relevant to investors who hold their Fund shares through tax-deferred arrangements, such as 401(k) plans or individual retirement accounts. In addition, the "Return After Taxes on Distributions and Sale of Fund Shares" is higher because the calculation recognizes a capital loss upon the redemption of Fund shares and assumes the investor received the benefit of a tax deduction.

Annual returns are required to be shown and should not be interpreted as suggesting that the Fund should or should not be held for long periods of time.

Management

Investment Adviser. Rafferty Asset Management, LLC is the Fund's investment adviser.

Portfolio Managers. The following members of Rafferty's investment team are jointly and primarily responsible for the day-to-day management of the Fund:

Portfolio Managers	Years of Service with the Fund	Primary Title
Paul Brigandi	Since Inception in March 2010	Portfolio Manager
Tony Ng	Since September 2015	Portfolio Manager

Purchase and Sale of Fund Shares

The Fund's individual shares may only be purchased or sold in the secondary market through a broker-dealer or other financial intermediaries at market price rather than at net asset value. The market price of Shares will fluctuate in response to changes in the value of the Fund's holdings and supply and demand for the Shares, which may result in shareholders purchasing or selling the Shares on the secondary market at a market price that is greater than net asset value (a premium) or less than net asset value (a discount). A shareholder may incur costs attributable to the

difference between the highest price a buyer is willing to pay for the Fund's Shares (bid) and the lowest price a seller is willing to accept for the Fund's Shares (ask) when buying or selling Shares on the secondary market (the "bid-ask spread") in addition to brokerage commissions. The bid-ask spread may vary over time for Shares based on trading volume and market liquidity. Recent information regarding the Fund Shares such as net asset value, market price, premiums and discounts and bid-ask spreads and related other information is available on the Fund's website, www.direxion.com/etfs?producttab=performance.

The Fund's shares are not individually redeemable by the Fund. The Fund will issue and redeem Shares only to Authorized Participants in exchange for cash or a deposit or delivery of a basket of assets (securities and/or cash) in large blocks, known as creation units, each of which is comprised of 50,000 Shares.

If a market disruption or similar event occurs, making it not reasonably practicable for the Fund to dispose of its securities or to determine its net asset value, the Fund could seek to limit or suspend purchases of creation units. Under such circumstances, the Fund's shares could trade at a significant premium or discount to their net asset value or wide bid-ask spreads and the Fund could experience substantial redemptions, which may cause the Fund to sell portfolio holdings, experience increased transaction costs and make greater taxable distributions. The Fund may seek to change its investment objective by, for example, seeking to track an alternative index or changing its leverage multiplier. The Fund could liquidate all, or a portion of, its assets, which may be at unfavorable prices or the Fund may close.

Tax Information

The Fund intends to make distributions that may be taxed as ordinary income or long-term capital gains. Those distributions will be subject to federal income tax and may also be subject to state and local taxes, unless you are investing through a tax-deferred arrangement, such as a 401(k) plan or an individual retirement account. Distributions or investments made through tax-deferred arrangements may be taxed later upon withdrawal. Distributions by the Fund may be significantly higher than those of most other ETFs.

Payments to Broker-Dealers and Other Financial Intermediaries

If you purchase shares of the Fund through a broker-dealer or other financial intermediary (such as a bank or financial advisor), the Fund and/or its Adviser may pay the intermediary for the sale of Fund shares and related services. These payments may create a conflict of interest by influencing the broker-dealer or other financial intermediary and your salesperson to recommend the Fund over another investment. Ask your salesperson or visit your financial intermediary's website for more information.

Important Information Regarding the Fund

The Direxion Daily Latin America Bull 2X Shares (formerly, the Direxion Daily Latin America Bull 3X Shares) (the "Fund") seeks *daily leveraged* investment results and is very different from most other exchange-traded funds. As a result, the Fund may be riskier than alternatives that do not use leverage because the Fund's objective is to magnify the daily performance of the S&P Latin America 40 Index (the "Index"). The return for investors that invest for periods longer or shorter than a trading day should not be expected to be 200% of the performance of the Index for the period. The return of the Fund for a period longer than a trading day will be the result of each trading day's compounded return over the period, which will very likely differ from 200% of the return of the Index for that period. Longer holding periods, higher volatility of the Index and leverage increase the impact of compounding on an investor's returns. During periods of higher Index volatility, the volatility of the Index may affect the Fund's return as much as, or more than, the return of the Index.

The Fund is not suitable for all investors. The Fund is designed to be utilized only by knowledgeable investors who understand the potential consequences of seeking daily leveraged (2X) investment results, understand the risks associated with the use of leverage and are willing to monitor their portfolios frequently. The Fund is not intended to be used by, and is not appropriate for, investors who do not intend to actively monitor and manage their portfolios. For periods longer than a single day, the Fund will lose money if the Index's performance is flat, and it is possible that the Fund will lose money even if the Index's performance increases over a period longer than a single day. An investor could lose the full principal value of his/her investment within a single day if the Fund's Index loses more than 50% in one day.

Investment Objective

The Fund seeks daily investment results, before fees and expenses, of 200% of the daily performance of the Index. **The Fund does not seek to achieve its stated investment objective for a period of time different than a trading day.**

Fees and Expenses of the Fund

This table describes the fees and expenses that you may pay if you buy, hold, and sell shares of the Fund ("Shares"). You may pay other fees, such as brokerage commissions and other fees to financial intermediaries, which are not reflected in the table and example below.

Annual Fund Operating Expenses (expenses that you pay each year as a percentage of the value of your investment)

Management Fees	0.75%
Distribution and/or Service (12b-1) Fees	0.00%
Other Expenses of the Fund	0.43%
Acquired Fund Fees and Expenses ⁽¹⁾	<u>0.28%</u>
Total Annual Fund Operating Expenses	1.46%
Expense Cap/Reimbursement ⁽²⁾	<u>-0.23%</u>
Total Annual Fund Operating Expenses After Expense Cap/Reimbursement	<u>1.23%</u>

⁽¹⁾ "Acquired Fund Fees and Expenses" include fees and expenses incurred indirectly by the Fund as a result of investments in other investment companies, including investments in money market funds. Because Acquired Fund Fees and Expenses are not borne directly by the Fund, they will not be reflected in the expense information in the Fund's financial statements and the information presented in the table will differ from that presented in the Fund's financial highlights included in the Fund's reports to shareholders.

⁽²⁾ Rafferty Asset Management, LLC ("Rafferty" or the "Adviser") has entered into an Operating Expense Limitation Agreement with the Fund. Under the Operating Expense Limitation Agreement, Rafferty has contractually agreed to waive all or a portion of its management fee and/or reimburse the Fund for Other Expenses through September 1, 2022, to the extent that the Fund's Total Annual Fund Operating Expenses exceed 0.95% of the Fund's average daily net assets (excluding, as applicable, among other expenses, taxes, swap financing and related costs, acquired fund fees and expenses, dividends or interest on short positions, other interest expenses, brokerage commissions and extraordinary expenses).

Any expense waiver or reimbursement is subject to recoupment by the Adviser within the three years after the expense was waived/reimbursed only if Total Annual Fund Operating Expenses fall below the lesser of this percentage limitation and any percentage limitation in place at the time the expense was waived/reimbursed.

Example - This example is intended to help you compare the cost of investing in the Fund with the cost of investing in other mutual funds. The example assumes that you invest \$10,000 in the Fund for the time periods indicated and then redeem all of your shares at the end of those periods. The example also assumes that your investment has a 5% return each year and that the Fund's operating expenses remain the same. Although your actual costs may be higher or lower, based on these assumptions your costs would be:

1 Year	3 Years	5 Years	10 Years
\$125	\$439	\$776	\$1,727

Portfolio Turnover

The Fund pays transaction costs, such as commissions, when it buys and sells securities (or "turns over" its portfolio). A higher portfolio turnover rate may indicate higher transaction costs and may result in higher taxes when Fund shares are held in a taxable account. These costs, which are not reflected in Annual Fund Operating Expenses or in the example, affect the Fund's performance. During the most recent fiscal year, the Fund's portfolio turnover rate was 71% of the average value of its portfolio. However, this portfolio turnover rate is calculated without regard to cash instruments or derivative transactions. If the Fund's extensive use of derivatives was reflected, the Fund's portfolio turnover rate would be significantly higher.

Principal Investment Strategy

The Index is a float-adjusted market capitalization weighted equity index of issuers drawn from five major Latin American markets: Brazil, Chile, Columbia, Mexico, and Perú. It is designed for investors seeking broad market exposure to approximately 40 highly liquid, large, blue-chip companies from the Latin American markets. The Index attempts to capture 70% of the Latin American region's total market capitalization.

Latin America is considered an "emerging market," as that term is defined by the index provider. The term "emerging market" refers to an economy that is in the initial stages of industrialization and has been historically marked by low per capita income and a lack of capital market transparency, but appears to be implementing political and/or market reforms resulting in greater capital market transparency, increased access for foreign investors and generally improved economic conditions.

As of December 31, 2020, the Index had 41 constituents with a median total market capitalization of \$13.2 billion, total market capitalizations ranging from \$3.4 billion to \$88.6 billion and were included in the financials and materials sectors. The Index rebalances quarterly.

The Fund, under normal circumstances, invests at least 80% of its net assets (plus borrowing for investment purposes) in financial instruments, such as swap agreements, exchange-traded funds ("ETFs") that track the Index, securities of the Index and other financial instruments that provide daily leveraged exposure to the Index or to ETFs that track the Index. The financial instruments in which the Fund most commonly invests are swap agreements and futures contracts which are intended to produce economically leveraged investment results. The Fund generally will not invest directly in the various Latin American countries' securities markets therefore, the Fund expects to invest a majority of its assets in ETFs and swaps that provide exposure to ETFs that seek to replicate the performance of the Index.

The components of the Index and the percentages represented by various sectors in the Index may change over time. The Fund will concentrate its investment in a particular industry or group of industries (i.e., hold 25% or more of its total assets in the stocks of a particular industry or group of industries) to approximately the same extent as the Index is so concentrated.

The Fund may invest in the securities of the Index, a representative sample of the securities in the Index that has aggregate characteristics similar to those of the Index, an ETF that tracks the Index or a substantially similar index, and may utilize derivatives, such as swaps or futures on the Index or on an ETF that tracks the same Index or a substantially similar index, that provide leveraged exposure to the above.

The Fund seeks to remain fully invested at all times, consistent with its stated investment objective, but may not always have investment exposure to all of the securities in the Index, or its weighting of investment exposure to securities or industries may be different from that of the Index. In addition, the Fund may invest in securities or financial instruments not included in the Index.

The Fund will attempt to achieve its investment objective without regard to overall market movement or the increase or decrease of the value of the securities in the Index. At the close of the markets each trading day, Rafferty positions the Fund's portfolio so that its exposure to the Index is consistent with the Fund's investment objective. The impact of the Index's movements during the day will affect whether the Fund's portfolio needs to be re-positioned. For example, if the Index has risen on a given day, net assets of the Fund should rise, meaning that the Fund's exposure will need to be increased. Conversely, if the Index has fallen on a given day, net assets of the Fund should fall, meaning the Fund's exposure will need to be reduced. This re-positioning strategy typically results in high portfolio turnover. On a day-to-day basis, the Fund is expected to hold ETFs and money market funds, deposit accounts with institutions with high quality credit ratings, and/or short-term debt instruments that have terms-to-maturity of less than 397 days and exhibit high quality credit profiles, including U.S. government securities and repurchase agreements.

The terms "daily," "day," and "trading day," refer to the period from the close of the markets on one trading day to the close of the markets on the next trading day. Additionally, the Fund's investment objective is not a fundamental policy and may be changed by the Fund's Board of Trustees without shareholder approval.

Because of daily rebalancing and the compounding of each day's return over time, the return of the Fund for periods longer than a single day will be the result of each day's returns compounded over the period, which will very likely differ from 200% of the return of the Index over the same period. The Fund will lose money if the Index performance is flat over time, and as a result of daily rebalancing, the Index's volatility and the effects of compounding, it is even possible that the Fund will lose money over time while the Index's performance increases over a period longer than a single day.

Principal Investment Risks

An investment in the Fund entails risk. The Fund may not achieve its leveraged investment objective and there is a risk that you could lose all of your money invested in the Fund. The Fund is not a complete investment program. In addition, the Fund presents risks not traditionally associated with other mutual funds and ETFs. It is important that investors closely review all of the risks listed below and understand them before making an investment in the Fund.

Effects of Compounding and Market Volatility Risk - The Fund has a daily leveraged investment objective and the Fund's performance for periods greater than a trading day will be the result of each day's returns compounded over the period, which is very likely to differ from 200% of the Index's performance, before fees and expenses. Compounding affects all investments, but has a more significant impact on funds that are leveraged and that rebalance daily. For a leveraged Fund, if adverse daily performance of the Index reduces the amount of a shareholder's investment, any further adverse daily performance will lead to a smaller dollar loss because the shareholder's investment had already been reduced by the prior adverse performance. Equally, however,

if favorable daily performance of the Index increases the amount of a shareholder's investment, the dollar amount lost due to future adverse performance will increase because the shareholder's investment has increased.

The effect of compounding becomes more pronounced as Index volatility and the holding period increase. The impact of compounding will impact each shareholder differently depending on the period of time an investment in the Fund is held and the volatility of the Index during shareholder's holding period of an investment in the Fund.

The chart below provides examples of how Index volatility could affect the Fund's performance. Fund performance for periods greater than one single day can be estimated given any set of assumptions for the following factors: a) Index volatility; b) Index performance; c) period of time; d) financing rates associated with leveraged exposure; e) other Fund expenses; and f) dividends or interest paid with respect to securities in the Index. The chart below illustrates the impact of two principal factors – Index volatility and Index performance – on Fund performance. The chart shows estimated Fund returns for a number of combinations of Index volatility and Index performance over a one-year period. Performance shown in the chart assumes that: (i) no dividends were paid with respect to the securities included in the Index; (ii) there were no Fund expenses; and (iii) borrowing/lending rates (to obtain leveraged exposure) of 0%. If Fund expenses and/or actual borrowing/lending rates were reflected, the estimated returns would be different than those shown. Particularly during periods of higher Index volatility, compounding will cause results for periods longer than a trading day to vary from 200% of the performance of the Index.

As shown in the chart below, the Fund would be expected to lose 6.1% if the Index provided no return over a one year period during which the Index experienced annualized volatility of 25%. At higher ranges of volatility, there is a chance of a significant loss of value in the Fund, even if the Index's return is flat. **For instance, if the Index's annualized volatility is 100%, the Fund would be expected to lose 63.2% of its value, even if the cumulative Index return for the year was 0%.** Areas shaded red (or dark gray) represent those scenarios where the Fund can be expected to return less than 200% of the performance of the Index and those shaded green (or light gray) represent those scenarios where the Fund can be expected to return more than 200% of the performance of the Index. The Fund's actual returns may be significantly better or worse than the returns shown below as a result of any of the factors discussed above or in "Daily Index Correlation/Tracking Risk" below.

One Year Index	200% One Year Index	Volatility Rate				
		Return	10%	25%	50%	75%
-60%	-120%	-84.2%	-85.0%	-87.5%	-90.9%	-94.1%
-50%	-100%	-75.2%	-76.5%	-80.5%	-85.8%	-90.8%
-40%	-80%	-64.4%	-66.2%	-72.0%	-79.5%	-86.8%
-30%	-60%	-51.5%	-54.0%	-61.8%	-72.1%	-82.0%
-20%	-40%	-36.6%	-39.9%	-50.2%	-63.5%	-76.5%
-10%	-20%	-19.8%	-23.9%	-36.9%	-53.8%	-70.2%
0%	0%	-1.0%	-6.1%	-22.1%	-43.0%	-63.2%
10%	20%	19.8%	13.7%	-5.8%	-31.1%	-55.5%
20%	40%	42.6%	35.3%	12.1%	-18.0%	-47.0%
30%	60%	67.3%	58.8%	31.6%	-3.7%	-37.8%
40%	80%	94.0%	84.1%	52.6%	11.7%	-27.9%
50%	100%	122.8%	111.4%	75.2%	28.2%	-17.2%
60%	120%	153.5%	140.5%	99.4%	45.9%	-5.8%

The Index's annualized historical volatility rate for the five year period ended December 31, 2020 was 30.51%. The Index's highest volatility rate for any one calendar year during the five year period was 48.57% and volatility for a shorter period of time may have been substantially higher. The Index's annualized performance for the five-year period ended December 31, 2020 was 9.52%. Historical Index volatility and performance are not indications of what the Index volatility and performance will be in the future. The volatility of ETFs or instruments that reflect the value of the Index, such as swaps, may differ from the volatility of the Index.

For information regarding the effects of volatility and Index performance on the long-term performance of the Fund, see "Additional Information Regarding Investment Techniques and Policies" in the Fund's statutory prospectus, and "Leverage - Special Note Regarding the Correlation Risks of the Funds" in the Fund's Statement of Additional Information.

Leverage Risk — The Fund obtains investment exposure in excess of its net assets by utilizing leverage and may lose more money in market conditions that are adverse to its investment objective than a fund that does not utilize leverage. An investment in the Fund is exposed to the risk that a decline in the daily performance of the Index will be magnified. This means that an investment in the Fund will be reduced by an amount equal to 2% for every 1% daily decline in the Index, not including the costs of financing leverage and other operating expenses, which would further reduce its value. The Fund could theoretically lose an amount greater than its net assets in the event of an Index decline of more than 50%. Leverage will also have the effect of magnifying any differences in the Fund's correlation with the Index.

Due to the limited availability of necessary investments or financial instruments, the Fund could, among other things, as a defensive measure, limit or suspend creations or redemptions of Creation Units until the Adviser determines that the requisite exposure to the Index is obtainable. During the period that creation or redemptions are affected, the Fund's shares could trade at a significant premium or discount to their net asset value or the bid-ask spread of the Fund's shares could widen significantly. In the case of a period during which creations are suspended, the Fund could experience

significant redemptions, which may cause the Fund to sell portfolio securities at unfavorable prices and increased transaction and other costs and make greater taxable distributions to shareholders of the Fund. The Fund may also change its investment objective by, for example, seeking to track an alternative index, or lowering its leverage multiple or the Fund could close.

Derivatives Risk — Derivatives are financial instruments that derive value from the underlying reference asset or assets, such as stocks, bonds, or funds (including ETFs), interest rates or indexes. The Fund's investments in derivatives may pose risks in addition to, and greater than, those associated with directly investing in securities or other ordinary investments, including risk related to the market, leverage, imperfect daily correlations with underlying investments or the Fund's other portfolio holdings, higher price volatility, lack of availability, counterparty risk, liquidity, valuation and legal restrictions. The use of derivatives is a highly specialized activity that involves investment techniques and risks different from those associated with ordinary portfolio securities transactions. The use of derivatives may result in larger losses or smaller gains than directly investing in securities. When the Fund uses derivatives, there may be imperfect correlation between the value of the reference assets and the derivative, which may prevent the Fund from achieving its investment objective. Because derivatives often require only a limited initial investment, the use of derivatives may expose the Fund to losses in excess of those amounts initially invested.

The Fund may use a combination of swaps on the Index and swaps on an ETF whose investment objective is to track the performance of the same or a substantially similar index to achieve its investment objective. The reference ETF may not closely track the performance of the Index due to fees and other costs borne by the ETF and other factors, such as an ETF's premium or discount. Thus, to the extent that the Fund invests in swaps that use an ETF as a reference asset, the Fund may be subject to greater correlation risk and may not achieve as high a degree of correlation with the Index as it would if the Fund used swaps that utilized the Index as the reference asset. Any financing, borrowing or other costs associated with using derivatives may also reduce the Fund's return.

In addition, the Fund's investments in derivatives are subject to the following risks:

- **Swap Agreements.** Swap agreements are entered into primarily with major global financial institutions for a specified period, which may range from one day to more than one year. The swap agreements in which the Fund invests are generally traded in the over-the-counter market, which generally has less transparency than exchange-traded derivatives instruments. In a standard swap transaction, two parties agree to exchange the return (or differentials in rates of return) earned or realized on particular predetermined reference assets or underlying securities or instruments. The gross return to be exchanged or swapped between the parties is calculated based on a notional amount or the return on or change in value of a particular dollar amount invested in a basket of securities

representing a particular index or an ETF that seeks to track an index.

If the Index has a dramatic move that causes a material decline in the Fund's net assets, the terms of a swap agreement between the Fund and its counterparty may permit the counterparty to immediately close out the swap transaction with the Fund. In that event, the Fund may be unable to enter into another swap agreement or invest in other derivatives to achieve exposure consistent with the Fund's investment objective. This may prevent the Fund from achieving its leveraged investment objective, even if the Index later reverses all or a portion of its movement. This may result in the value of an investment in the Fund changing quickly and without warning.

- **Futures Contracts.** Futures contracts are typically exchange-traded contracts that call for the future delivery of an asset at a certain price and date, or cash settlement of the terms of the contract. There may be an imperfect correlation between the changes in market value of the securities held by the Fund and the prices of futures contracts. There may not be a liquid secondary market for the futures contracts and the Fund may not be able to enter into a closing transaction. Regulations may also limit the number of positions that can be held or controlled by the Fund or the Adviser, thus limiting the ability of the Fund to implement its leveraged investment strategy. Futures markets are highly volatile and the use of futures may increase the Fund's volatility. The value of an investment in the Fund may change quickly and without warning.

Counterparty Risk — A counterparty may be unwilling or unable to make timely payments to meet its contractual obligations or may fail to return holdings that are subject to the agreement with the counterparty. If the counterparty or its affiliate becomes insolvent, bankrupt or defaults on its payment obligations to the Fund, the value of an investment held by the Fund may decline. Additionally, if any collateral posted by the counterparty for the benefit of the Fund is insufficient or there are delays in the Fund's ability to access such collateral, the Fund may not be able to achieve its leveraged investment objective. The Fund may also not be able to exercise remedies, such as the termination of transactions, netting of obligations and realization on collateral if such remedies are stayed or eliminated under special resolutions adopted in the United States, the European Union and various other jurisdictions.

In addition, the Fund may enter into swap agreements with a limited number of counterparties, which may increase the Fund's exposure to counterparty credit risk. Further, there is a risk that no suitable counterparties will be willing to enter into, or continue to enter into, transactions with the Fund and, as a result, the Fund may not be able to achieve its leveraged investment objective or may decide to change its leveraged investment objective.

Rebalancing Risk — If for any reason the Fund is unable to rebalance all or a part of its portfolio, or if all or a portion of the portfolio is rebalanced incorrectly, the Fund's investment exposure may not be consistent with its investment objective. In these instances, the Fund may have investment

exposure to the Index that is significantly greater or significantly less than its stated multiple. The Fund may be more exposed to leverage risk than if it had been properly rebalanced and may not achieve its investment objective, leading to significantly greater losses or reduced gains.

Intra-Day Investment Risk - The Fund seeks leveraged investment results from the close of the market on a given trading day until the close of the market on the subsequent trading day. The exact exposure of an investment in the Fund intraday in the secondary market is a function of the difference between the value of the Index at the market close on the first trading day and the value of the Index at the time of purchase. If the Index gains value, the Fund's net assets will rise by the same amount as the Fund's exposure. Conversely, if the Index declines, the Fund's net assets will decline by the same amount as the Fund's exposure. Thus, an investor that purchases shares intra-day may experience performance that is greater than, or less than, the Fund's stated multiple of the Index.

If there is a significant intra-day market event and/or the securities of the Index experience a significant decrease, the Fund may not meet its investment objective, be able to rebalance its portfolio appropriately, or may experience significant premiums or discounts, or widened bid-ask spreads. Additionally, the Fund may close to purchases and sales of Shares prior to the close of trading on the Exchange and incur significant losses.

Daily Index Correlation/Tracking Risk - There is no guarantee that the Fund will achieve a high degree of correlation to the Index and therefore achieve its daily leveraged investment objective. The Fund's exposure to the Index is impacted by the Index's movement. Because of this, it is unlikely that the Fund will be perfectly exposed to the Index at the end of each day. The possibility of the Fund being materially over- or under-exposed to the Index increases on days when the Index is volatile near the close of the trading day. Market disruptions, regulatory restrictions and high volatility will also adversely affect the Fund's ability to adjust exposure to the required levels.

Due to the Index including instruments that trade on a different market than the Fund, the Fund's return may vary from a multiple of the performance of the Index because different markets may close before the NYSE Arca, Inc. opens or may not be open for business on the same calendar days as the Fund. Additionally, due to differences in trading hours, and because the Index may be calculated using prices obtained at times other than the Fund's net asset value calculation time or due to the fair valuation of Index securities, the Fund's performance may not correlate the Index.

The Fund may have difficulty achieving its daily leveraged investment objective due to fees, expenses, transaction costs, financing costs related to the use of derivatives, investments in ETFs, directly or indirectly, income items, valuation methodology, accounting standards, regulatory reasons (such as, diversification requirements) and disruptions or illiquidity in the markets for the securities or derivatives held by the Fund. The Fund may be subject to large movements of assets into and out of the Fund, potentially resulting in the Fund being over- or under-exposed to the Index. The Fund may

not have investment exposure to all of the securities in the Index or its weighting of investment exposure to the securities may be different from that of the Index. In addition, the Fund may invest in securities that are not included in the Index. The Fund may also invest directly in or use other investment companies, such as ETFs, which may result in increased tracking error for the Fund. Additionally, an ETF's performance may differ from the index it tracks, thus resulting in additional tracking error for the Fund. Activities surrounding periodic Index reconstitutions and other Index rebalancing events may also hinder the Fund's ability to meet its daily leveraged investment objective. For example, the Fund may take or refrain from taking positions to improve tax efficiency or to comply with various regulatory restrictions, which may negatively impact the Fund's correlation to the Index. Any of these factors could decrease correlation between the performance of the Fund and the Index and may hinder the Fund's ability to meet its daily investment objective.

Latin American Securities Risk — Although the Fund does not intend to invest directly in Latin American securities, it is subject, indirectly, to certain risk applicable to investing in Latin American securities. The economies of certain Latin American countries have experienced high interest rates, economic volatility, inflation, currency devaluations, government debt defaults and high unemployment rates. In addition, commodities, (such as oil, gas and minerals) represent a significant percentage of the region's exports and many economies in this region are particularly sensitive to fluctuations in commodity prices. The economies of Latin American countries are heavily dependent on trading relationships with key trading partners, including the U.S., Europe, Asia and other Latin American countries. Adverse economic events in one country may have a significant adverse effect on other countries of this region.

Certain Latin American countries have experienced periods of political and economic instability and social unrest in the past, including significant unemployment, as well as widespread underemployment. International economic conditions, as well as world prices for oil and other commodities may also influence the development of Latin American economies. Certain Latin American countries have experienced economic instability resulting in periods of high inflation and currency devaluation. These risks, among others, may materially affect the value of the Fund's investments.

Emerging Markets Risk — Securities of issuers located in emerging markets face the potential for greater market volatility, lower trading volume, higher levels of inflation, political and economic instability, greater risk of market shutdown and more government limitations on foreign investments. Emerging market countries may include economies that concentrate in only a few industries, security issues that are held by only a few investors, limited trading capacity in local exchanges and the possibility that markets or issuances or securities offerings may be manipulated by foreign nationals who have inside information. Additionally, emerging markets often have less uniformity in accounting and reporting requirements, less reliable securities valuations and greater risks associated with custody of securities than developed markets. Shareholder claims and legal remedies that are common in the United States may be difficult or

impossible to pursue in many emerging market countries. Emerging markets often have greater risk of capital controls through such measures as taxes or interest rate control than developed markets. Certain emerging markets countries may also lack the infrastructure necessary to attract large amounts of foreign trade and investment. Local securities markets in emerging market countries may trade a small number of securities and may be unable to respond effectively to increases in trading volume, potentially making prompt liquidation of holdings difficult or impossible at times. Settlement procedures in emerging market countries are frequently less developed and reliable than those in other developed countries, which may result in significant delays in registering the transfer of securities and may make it more difficult for the Fund to value its holdings.

Economic, business, political, or social instability may adversely affect the value of emerging market securities more than securities of developed markets. Additionally, any of these developments may result in a decline in the value of a country's currency. Emerging markets may develop unevenly and may never fully develop. There is also a higher risk of loss due to expropriation, nationalization, confiscation of assets and property or the imposition of restrictions on foreign investments and repatriation of capital invested in certain emerging market countries.

Other Investment Companies (including ETFs) Risk —

The Fund may invest directly in another investment company by purchasing shares of the investment company or indirectly by utilizing an investment company as the reference asset of a derivative instrument. By investing in another investment company, including an ETF, the Fund becomes a shareholder of that investment company and as a result, Fund shareholders indirectly bear the Fund's proportionate share of the fees and expenses of the other investment company, in addition to the fees and expenses of the Fund's own operations. As a shareholder, the Fund must rely on the other investment company to achieve its investment objective. The Fund's performance may be magnified positively or negatively by virtue of its investment in other investment companies. If the other investment company fails to achieve its investment objective, the value of the Fund's investment will not perform as expected, thus affecting the Fund's performance and its correlation with the Index. In addition, because shares of ETFs are listed and traded on national stock exchanges, their shares may trade at a discount or a premium to an ETF's net asset value, and an ETF's market price may be more or less than the value of the index that the ETF tracks especially during periods of market volatility or disruption. Because the Fund transacts and prices its direct or indirect investments in ETFs at market price, the Fund's use of ETFs could have an adverse impact on the Fund's ability to achieve its investment objective. Investments in such shares may be subject to brokerage and other trading costs, which could result in greater expenses to the Fund. Finally, depending on the demand in the market, the Fund may not be able to liquidate its holdings in ETFs at an optimal price or time, which may adversely affect the Fund's performance.

Natural Disaster/Epidemic and Market Disruption Risk –

Natural or environmental disasters, such as earthquakes, fires, floods, hurricanes, and tsunamis and widespread disease,

including pandemics and epidemics have been and can be highly disruptive to economies and markets and have recently led, and may continue to lead to increased market volatility and significant market losses. Such natural disasters and health crises could exacerbate political, social and economic risks, and result in significant breakdowns, delays, shutdowns, social isolation, and other disruptions to important global, local and regional supply chains. A climate of uncertainty and panic, including the contagion of infectious viruses and diseases, may adversely affect global, regional, and local economies and reduce the availability of potential investment opportunities, and increases the difficulty of performing due diligence and modeling market conditions, potentially reducing the accuracy of financial projections. A widespread crisis would also affect the global economy in ways that cannot necessarily be foreseen. Adverse effects may be more pronounced for developing or emerging market countries that have less established health care systems. How long such events will last and whether they will continue or recur cannot be predicted.

Significant market volatility and market downturns may limit the Fund's ability to sell securities and obtain long exposure to securities, and the Fund's sales and long exposures may exacerbate the market volatility and downturn. Under such circumstances, the Fund may have difficulty achieving its investment objective for one or more trading days, which may adversely impact the Fund's returns on those days and periods inclusive of those days. Alternatively, the Fund may incur higher costs (including swap financing costs) in order to achieve its investment objective and may be forced to purchase and sell securities (including other ETFs' shares) at market prices that do not represent their fair value (including in the case of an ETF, its net asset value) or at times that result in differences between the price the Fund receives for the security or the value of the swap exposure and the market closing price of the security or the market closing value of the swap exposure. Under those circumstances, the Fund's ability to track its Index is likely to be adversely affected, the market price of Fund shares may reflect a greater premium or discount to net asset value and bid-ask spreads in the Fund's shares may widen, resulting in increased transaction costs for secondary market purchasers and sellers. The Fund may also incur additional tracking error due to the use of futures contracts or other securities that are not perfectly correlated to the Index.

The recent pandemic spread of the novel coronavirus known as COVID-19 has proven to be a market disrupting event. The impact of this virus, like other pandemics that may arise in the future, has negatively affected, and may continue to negatively affect, the economies of many nations, companies, and the global securities and commodities markets, including by reducing liquidity in the markets. It is impossible to predict the full effects, durations and costs of the COVID-19 pandemic.

Market Risk — Turbulence in financial markets and reduced liquidity in equity, credit and fixed income markets may negatively affect many issuers worldwide, which could have an adverse effect on the Fund.

Historically, market cycles have included long term positive and negative periods. Since approximately 2008, the market has largely moved upward and accordingly, the market may be poised for a correction or downturn.

Financials Sector Risk — Performance of companies in the financials sector may be materially impacted by many factors, including but not limited to, government regulations, economic conditions, credit rating downgrades, changes in interest rates and decreased liquidity in credit markets. Profitability of these companies is largely dependent on the availability and cost of capital and can fluctuate significantly when interest rates change. Credit losses resulting from financial difficulties of borrowers also can negatively impact the sector. These companies are also subject to substantial government regulation and intervention, which may adversely impact the scope of their activities, the prices they can charge, the amount of capital they must maintain, and potentially, their size. Government regulation may change frequently and may have significant adverse consequences for financial companies, including effects that are not intended by such regulation. The impact of more stringent capital requirements, or recent or future regulation in various countries on any individual financial company or of the financials sector as a whole, cannot be predicted. The financials sector is also a target for cyber attacks and may experience technology malfunctions and disruptions, which have occurred more frequently in recent years.

Materials Sector Risk — Companies in the materials sector could be adversely affected by commodity price volatility, exchange rate fluctuations, import controls and increased competition. The production of industrial materials often exceeds demand as a result of over-building or economic downturns, leading to poor investment returns. Companies in the materials sector also are at risk for environmental damage and product liability claims, and may be materially affected by depletion of resources, technical progress, labor relations, political and social unrest, and governmental regulations.

Large-Capitalization Company Risk — Large-capitalization companies may be less able to adapt to changing market conditions or to respond quickly to competitive challenges or to changes in business, product, financial, or market conditions and may not be able to maintain growth at rates that may be achieved by well-managed smaller and mid-size companies, which may affect the companies' returns.

Mid-Capitalization Company Risk - Mid-capitalization companies often have narrower markets for their goods and/or services, more limited product lines, services, markets, managerial and financial resources and face greater risk of business failure than more established, larger-capitalization companies. In addition, because these stocks are not well known to the investing public, do not have significant institutional ownership and are followed by relatively few security analysts, there will normally be less publicly available information concerning these securities compared to what is available for the securities of larger companies. As a result, the price of mid-capitalization companies can be more volatile and they may be less liquid than large-capitalization

companies, which could increase the volatility of the Fund's portfolio.

Currency Exchange Rate Risk — Changes in foreign currency exchange rates will affect the value of the Fund's investments in securities denominated in a country's currency. Generally, when the U.S. Dollar rises in value against a foreign currency, an investment in that country loses value because that currency is worth fewer U.S. Dollars. Devaluation of a currency by a country's government or banking authority also will have a significant impact on the value of any investments denominated in that currency. If the Fund is exposed to a limited number of currencies, any change in the value of these currencies could have a material impact on the Fund's net asset value.

Depository Receipt Risk — To the extent the Fund invests in, and/or has exposure to, foreign companies, the Fund's investment may be in the form of depository receipts or other securities convertible into securities of foreign issuers including American Depository Receipts ("ADRs"), European Depository Receipts ("EDRs"), and Global Depository Receipts ("GDRs"). Such investments continue to be subject to most of the risks associated with investing directly in foreign securities, including political and exchange rate risks.

Foreign Securities Risk — Investing in, and/or having exposure to, foreign instruments may involve greater risks than investing in domestic instruments. As a result, the Fund's returns and net asset value may be affected to a large degree by fluctuations in currency exchange rates, political, diplomatic or economic conditions and regulatory requirements in other countries. The laws and accounting, auditing, and financial reporting standards in foreign countries typically are not as strict as they are in the U.S., and there may be less public information available about foreign companies. Additionally, the Fund may be impacted by a limitation on foreign ownership of securities, the imposition of withholding or other taxes, restrictions on the repatriation of cash or other assets, higher transaction and custody costs, delays in the settlement of securities, difficulties in enforcing contractual obligations and lower levels of regulation in the securities markets.

Geographic Concentration Risk — Investments in a particular country or geographic region may be particularly susceptible to political, diplomatic or economic conditions and regulatory requirements. As a result, the Fund may be more volatile than a more geographically diversified fund.

International Closed-Market Trading Risk — Because the Fund may invest in, and/or have exposure to, securities that are traded in markets that are closed when the NYSE Arca, Inc. is open, there are likely to be deviations between its current value and its last sale price. As a result, premiums or discounts to net asset value may develop in share prices. Additionally, the performance of the Fund may vary from the performance of the Index.

Index Strategy Risk — The Fund is linked to an Index maintained by a third party provider unaffiliated with the Fund. Securities held by the Fund will generally not be bought or sold in response to market fluctuations and may be concentrated in a particular industry if the Index is so concentrated. The Fund will generally not sell a security

because its issuer is in financial trouble or its value has declined, unless that holding is removed or is anticipated to be removed from the Index.

The Index relies on various sources of information to assess the securities included in the Index, including information that may be based on assumptions or estimates and there is no guarantee that the methodology utilized by the Index Provider will result in the Index achieving positive returns. There is no assurance that the Index Provider's calculation methodology or sources of information will provide an accurate assessment of the Index's securities. The Index may also underperform other asset classes or similar indices. Errors in Index data, Index computations or the construction of the Index in accordance with its methodology may occur from time to time and may not be identified and corrected by the Index Provider for a period of time or at all, which may have an adverse impact on the Fund and its shareholders.

The Fund's daily performance may deviate from a multiple of the daily return of the Index due to legal restrictions or limitations imposed by governments of certain countries, certain listing standards of the Fund's Exchange, a lack of liquidity on stock exchanges where securities trade, potential adverse tax consequences or other regulatory reasons (diversification requirements). The securities that comprise the Index are valued at the securities' closing prices on local foreign markets. The Fund or the ETF it utilizes to obtain exposure to the Index may fair value the Index's securities, which may adversely impact the Fund's ability to achieve its leveraged investment objective.

Liquidity Risk — Some securities held by the Fund, including derivatives, may be difficult to sell or be illiquid, particularly during times of market turmoil. Markets for securities or financial instruments could be disrupted by a number of events, including, but not limited to, an economic crisis, natural disasters, epidemics/pandemics, new legislation or regulatory changes inside or outside the United States. Illiquid securities may be difficult to value, especially in changing or volatile markets. If the Fund is forced to sell an illiquid security at an unfavorable time or price, the Fund may be adversely impacted. Certain market conditions or restrictions, such as market rules related to short sales, may prevent the Fund from limiting losses, realizing gains or achieving a high correlation with its Index. There is no assurance that a security that is deemed liquid when purchased will continue to be liquid. Market illiquidity may cause losses for the Fund. To the extent that the Index value increases or decreases significantly, the Fund may be one of many market participants that are attempting to transact in the securities of the Index. Under such circumstances, the market for securities of the Index may lack sufficient liquidity for all market participants' trades. Therefore, the Fund may have more difficulty transacting in the securities or financial instruments and the Fund's transactions could exacerbate the price changes of the securities of the Index and may impact the ability of the Fund to achieve its investment objective.

Early Close/Trading Halt Risk — An exchange or market may close or issue trading halts on specific securities, or the ability to buy or sell certain portfolio securities or financial

instruments may be restricted, which may result in the Fund being unable to buy or sell certain securities or financial instruments. In such circumstances, the Fund may be unable to rebalance its portfolio, may be unable to accurately price its investments, may incur significant tracking differences with its Index, may incur substantial losses and may limit or stop purchases of the Fund. If there is a significant intra-day market event and/or the securities of the Index experience a significant increase or decrease, the Fund may not meet its investment objective or rebalance its portfolio appropriately. Additionally, the Fund may close to purchases and sales of Shares prior to the close of regular trading on the NYSE Arca, Inc. and incur significant losses.

Equity Securities Risk — Investments in, and/or exposure to, publicly issued equity securities, including common stocks, are subject to market risks that may cause their prices to fluctuate over time. Fluctuations in the value of equity securities in which the Fund invests will cause the net asset value of the Fund to fluctuate.

High Portfolio Turnover Risk - Daily rebalancing of the Fund's holdings pursuant to its daily investment objective causes a much greater number of portfolio transactions when compared to most ETFs. Additionally, active market trading of the Fund's Shares on such exchanges as the NYSE Arca, Inc., could cause more frequent creation and redemption activities, which could increase the number of portfolio transactions. Frequent and active trading may lead to higher transaction costs because of increased broker commissions resulting from such transactions. In addition, there is the possibility of significantly increased short-term capital gains (which will be taxable to shareholders as ordinary income when distributed to them). The Fund calculates portfolio turnover without including the short-term cash instruments or derivative transactions that comprise the majority of the Fund's trading. As such, if the Fund's extensive use of derivative instruments were reflected, the calculated portfolio turnover rate would be significantly higher.

Non-Diversification Risk — The Fund is non-diversified, which means it invests a high percentage of its assets in a limited number of securities. Its net asset value and total return may fluctuate more or fall greater in times of weaker markets than a diversified fund.

Securities Lending Risk — Securities lending involves the risk that the Fund may lose money because the borrower of the loaned securities fails to return the securities in a timely manner or at all. The Fund could also lose money in the event of a decline in the value of collateral provided for loaned securities, a decline in the value of any investments made with cash collateral, or a "gap" between the return on cash collateral reinvestments and any fees the Fund has agreed to pay a borrower. These events could also trigger adverse tax consequences for the Fund.

Special Risks of Exchange-Traded Funds

Authorized Participants Concentration Risk. The Fund may have a limited number of financial institutions that may act as Authorized Participants. To the extent that those Authorized Participants exit the business or are unable to process creation and/or redemption orders, Shares may trade at larger bid-ask spreads and/or premiums or discounts to

net asset value. Authorized Participant concentration risk may be heightened for a fund that invests in non-U.S. securities or other securities or instruments that have lower trading volumes.

Market Price Variance Risk. Fund Shares are listed for trading on NYSE Arca and can be bought and sold in the secondary market at market prices rather than at net asset value. The market prices of Shares will fluctuate in response to changes in the value of the Fund's holdings and supply and demand for Shares. Shareholders that purchase or sell Shares on the secondary market may trade Shares at a price greater than net asset value (a premium) or less than net asset value (a discount). There may be times when the market price and the net asset value vary significantly. The Fund's investment results are measured based upon the daily net asset value of the Fund over a period of time. Investors purchasing and selling Shares in the secondary market may not experience the same investment results as experienced by those creating and redeeming Shares at net asset value. There is no guarantee that an active secondary market will develop for Shares. To the extent that exchange specialists, market makers, Authorized Participants, or other participants are unavailable or unable to trade the Fund's Shares and/or create or redeem Creation Units, market disruptions or significant market volatility, bid-ask spreads and premiums or discounts may widen.

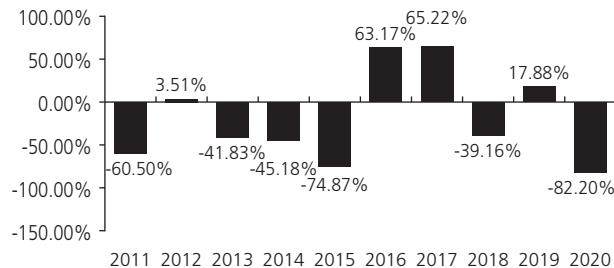
Fund Shares Trading Risk/Bid-Ask Spread Risk. Investments in Fund shares are subject to risks as a result of their trading in the secondary market. For example, investors transacting in the secondary market may incur costs as a result of there being a (potentially significant) spread (or difference) between the price that purchasers are willing to pay for shares (the bid) and the price at which sellers are willing to sell shares (the ask). This spread, which is known as a bid-ask spread, will vary based on, among other things, market demand for shares, the liquidity of the Fund portfolio and other factors. In addition, like other securities that are listed on an exchange, Fund shares can be sold short. Accordingly, their price can be volatile and they can be subject to pressure from short sales. Further, trading in all listed securities, including Fund shares, can be halted, including due to market volatility triggering "circuit breaker" rules.

Fund Performance

The following performance information provides some indication of the risks of investing in the Fund by demonstrating how its returns have varied from calendar year to calendar year. The bar chart shows changes in the Fund's performance from calendar year to calendar year. The table shows how the Fund's average annual returns for the one-year, five-year and ten-year periods compare with those of one or more broad-based market indexes for the same periods. The Fund's past performance, before and after taxes, is not necessarily an indication of how the Fund will perform in the future. Updated performance is available on the Fund's website at www.direxion.com/etfs?producttab=performance or by calling the Fund toll-free at (866) 476-7523.

The performance noted below, and prior to October 30, 2020, reflects the Fund's previous daily leveraged investment objective, before fees and expenses, of 300% of the Index.

Total Return for the Calendar Years Ended December 31



During the period of time shown in the bar chart, the Fund's highest calendar quarter return was 94.29% for the quarter ended December 31, 2020 and its lowest calendar quarter return was -92.24% for the quarter ended March 31, 2020. The year-to-date return as of December 31, 2020 was -82.20%.

Average Annual Total Returns (for the periods ended December 31, 2020)

	1 Year	5 Years	10 Years
Return Before Taxes	-82.20%	-19.21%	-36.14%
Return After Taxes on Distributions	-82.21%	-19.31%	-36.31%
Return After Taxes on Distributions and Sale of Fund Shares	-48.66%	-12.74%	-12.77%
S&P Latin America 40 Index (reflects no deduction for fees, expenses or taxes)	-11.55%	9.52%	-3.04%
S&P 500® Index (reflects no deduction for fees, expenses or taxes)	18.40%	15.22%	13.88%

After-tax returns are calculated using the historically highest individual federal marginal income tax rates and do not reflect the impact of state and local taxes. Actual after-tax returns depend on an investor's tax situation and may differ from those shown, and after-tax returns are not relevant to investors who hold their Fund shares through tax-deferred arrangements, such as 401(k) plans or individual retirement accounts. In addition, the "Return After Taxes on Distributions and Sale of Fund Shares" is higher because the calculation recognizes a capital loss upon the redemption of Fund shares and assumes the investor received the benefit of a tax deduction.

Annual returns are required to be shown and should not be interpreted as suggesting that the Fund should or should not be held for long periods of time.

Management

Investment Adviser. Rafferty Asset Management, LLC is the Fund's investment adviser.

Portfolio Managers. The following members of Rafferty's investment team are jointly and primarily responsible for the day-to-day management of the Fund:

Portfolio Managers	Years of Service with the Fund	Primary Title
Paul Brigandi	Since Inception in December 2009	Portfolio Manager
Tony Ng	Since September 2015	Portfolio Manager

Purchase and Sale of Fund Shares

The Fund's individual shares may only be purchased or sold in the secondary market through a broker-dealer or other financial intermediaries at market price rather than at net asset value. The market price of Shares will fluctuate in response to changes in the value of the Fund's holdings and supply and demand for the Shares, which may result in shareholders purchasing or selling the Shares on the secondary market at a market price that is greater than net asset value (a premium) or less than net asset value (a discount). A shareholder may incur costs attributable to the difference between the highest price a buyer is willing to pay for the Fund's Shares (bid) and the lowest price a seller is willing to accept for the Fund's Shares (ask) when buying or selling Shares on the secondary market (the "bid-ask spread") in addition to brokerage commissions. The bid-ask spread may vary over time for Shares based on trading volume and market liquidity. Recent information regarding the Fund Shares such as net asset value, market price, premiums and discounts and bid-ask spreads and related other information is available on the Fund's website, www.direxion.com/etfs?producttab=performance.

The Fund's shares are not individually redeemable by the Fund. The Fund will issue and redeem Shares only to Authorized Participants in exchange for cash or a deposit or delivery of a basket of assets (securities and/or cash) in large blocks, known as creation units, each of which is comprised of 50,000 Shares.

If a market disruption or similar event occurs, making it not reasonably practicable for the Fund to dispose of its securities or to determine its net asset value, the Fund could seek to limit or suspend purchases of creation units. Under such circumstances, the Fund's shares could trade at a significant premium or discount to their net asset value or wide bid-ask spreads and the Fund could experience substantial redemptions, which may cause the Fund to sell portfolio holdings, experience increased transaction costs and make greater taxable distributions. The Fund may seek

to change its investment objective by, for example, seeking to track an alternative index or changing its leverage multiplier. The Fund could liquidate all, or a portion of, its assets, which may be at unfavorable prices or the Fund may close.

Tax Information

The Fund intends to make distributions that may be taxed as ordinary income or long-term capital gains. Those distributions will be subject to federal income tax and may also be subject to state and local taxes, unless you are investing through a tax-deferred arrangement, such as a 401(k) plan or an individual retirement account. Distributions or investments made through tax-deferred arrangements may be taxed later upon withdrawal. Distributions by the Fund may be significantly higher than those of most other ETFs.

Payments to Broker-Dealers and Other Financial Intermediaries

If you purchase shares of the Fund through a broker-dealer or other financial intermediary (such as a bank or financial advisor), the Fund and/or its Adviser may pay the intermediary for the sale of Fund shares and related services. These payments may create a conflict of interest by influencing the broker-dealer or other financial intermediary and your salesperson to recommend the Fund over another investment. Ask your salesperson or visit your financial intermediary's website for more information.

Index Information

The "S&P Latin America 40 Index" is a product of S&P Dow Jones Indices LLC ("SPDJI"), and has been licensed for use by Rafferty. Standard & Poor's® and S&P® are registered trademarks of Standard & Poor's Financial Services LLC ("S&P"); Dow Jones® is a registered trademark of Dow Jones Trademark Holdings LLC ("Dow Jones"); and these trademarks have been licensed for use by SPDJI and sublicensed for certain purposes by Rafferty. Rafferty's ETFs are not sponsored, endorsed, sold or promoted by SPDJI, Dow Jones, S&P, or their respective affiliates and none of such parties make any representation regarding the advisability of investing in such product(s) nor do they have any liability for any errors, omissions, or interruptions of the S&P Latin America 40 Index.

Important Information Regarding the Fund

The Direxion Daily Russia Bull 2X Shares (formerly, the Direxion Daily Russia Bull 3X Shares) (the "Fund") seeks *daily leveraged* investment results and is very different from most other exchange-traded funds. As a result, the Fund may be riskier than alternatives that do not use leverage because the Fund's objective is to magnify the daily performance of the MVIS Russia Index (the "Index"). The return for investors that invest for periods longer or shorter than a trading day should not be expected to be 200% of the performance of the Index for the period. The return of the Fund for a period longer than a trading day will be the result of each trading day's compounded return over the period, which will very likely differ from 200% of the return of the Index for that period. Longer holding periods, higher volatility of the Index and leverage increase the impact of compounding on an investor's returns. During periods of higher Index volatility, the volatility of the Index may affect the Fund's return as much as, or more than, the return of the Index.

The Fund is not suitable for all investors. The Fund is designed to be utilized only by knowledgeable investors who understand the potential consequences of seeking daily leveraged (2X) investment results, understand the risks associated with the use of leverage and are willing to monitor their portfolios frequently. The Fund is not intended to be used by, and is not appropriate for, investors who do not intend to actively monitor and manage their portfolios. For periods longer than a single day, the Fund will lose money if the Index's performance is flat, and it is possible that the Fund will lose money even if the Index's performance increases over a period longer than a single day. An investor could lose the full principal value of his/her investment within a single day if the Fund's Index loses more than 50% in one day.

Investment Objective

The Fund seeks daily investment results, before fees and expenses, of 200% of the daily performance of the Index. **The Fund does not seek to achieve its stated investment objective for a period of time different than a trading day.**

Fees and Expenses of the Fund

This table describes the fees and expenses that you may pay if you buy, hold, and sell shares of the Fund ("Shares"). You may pay other fees, such as brokerage commissions and other fees to financial intermediaries, which are not reflected in the table and example below.

Annual Fund Operating Expenses (expenses that you pay each year as a percentage of the value of your investment)

Management Fees	0.75%
Distribution and/or Service (12b-1) Fees	0.00%
Other Expenses of the Fund	0.18%
Acquired Fund Fees and Expenses ⁽¹⁾	<u>0.33%</u>
Total Annual Fund Operating Expenses	<u>1.26%</u>

⁽¹⁾ "Acquired Fund Fees and Expenses" include fees and expenses incurred indirectly by the Fund as a result of investments in other investment companies, including investments in money market funds. Because Acquired Fund Fees and Expenses are not borne directly by the Fund, they will not be reflected in the expense information in the Fund's financial statements and the information presented in the table will differ from that presented in the Fund's financial highlights included in the Fund's reports to shareholders.

Example - This example is intended to help you compare the cost of investing in the Fund with the cost of investing in other mutual funds. The example assumes that you invest \$10,000 in the Fund for the time periods indicated and then redeem all of your shares at the end of those periods. The example also assumes that your investment has a 5% return each year and that the Fund's operating expenses remain the same. Although your actual costs may be higher or lower, based on these assumptions your costs would be:

1 Year	3 Years	5 Years	10 Years
\$128	\$400	\$692	\$1,523

Portfolio Turnover

The Fund pays transaction costs, such as commissions, when it buys and sells securities (or "turns over" its portfolio). A higher portfolio turnover rate may indicate higher transaction costs and may result in higher taxes when Fund shares are held in a taxable account. These costs, which are not reflected in Annual Fund Operating Expenses or in the example, affect the Fund's performance. During the most recent fiscal year, the Fund's portfolio turnover rate was 207% of the average value of its portfolio. However, this portfolio turnover rate is calculated without regard to cash instruments or derivative transactions. If the Fund's extensive use of derivatives was reflected, the Fund's portfolio turnover rate would be significantly higher.

Principal Investment Strategy

The Index is a rules-based index, intended to represent the overall performance of publically traded companies that are domiciled and primarily listed on an exchange in Russia or that are not Russian companies, but nonetheless generate at least 50% of their revenues in Russia and may include depositary receipts. Russia is considered an "emerging market," as that term is defined by the index provider. The term "emerging market" refers to an economy that is in the initial stages of industrialization and has been historically marked by low per capita income and a lack of capital market transparency, but appears to be implementing political and/or market reforms resulting in greater capital market transparency, increased access for foreign investors and generally improved economic conditions.

Components of the Index may include large-, mid- and small-capitalization stocks, but each component must have a market capitalization of greater than \$150 million on a rebalancing date to be eligible for the Index. Stocks whose market capitalizations fall below \$75 million as of any rebalancing date will no longer be eligible for the Index. Stocks must have a three-month average daily trading volume value of at least \$1 million to be eligible for the Index and issuers of such stocks must have traded at least 250,000 shares each month over the last six months.

As of December 31, 2020, the Index included 27 constituents, which had an average market capitalization of \$20.9 billion, total market capitalization ranging from approximately \$2.7 billion to \$78.4 billion and were concentrated in the energy and materials sectors. The Index is reviewed and, if necessary, reconstituted quarterly.

The Fund, under normal circumstances, invests at least 80% of its net assets (plus borrowing for investment purposes) in financial instruments, such as swap agreements, exchange-traded funds ("ETFs") that track the Index, securities of the Index and other financial instruments that provide daily leveraged exposure to the Index or to ETFs that track the Index. The financial instruments in which the Fund most commonly invests are swap agreements and futures contracts which are intended to produce economically leveraged investment results. The Fund generally will not invest directly in the Russian securities markets therefore, the Fund expects to invest a majority of its assets in ETFs and swaps that provide exposure to ETFs that seek to replicate the performance of the Index.

The components of the Index and the percentages represented by various sectors in the Index may change over time. The Fund will concentrate its investment in a particular industry or group of industries (*i.e.*, hold 25% or more of its total assets in the stocks of a particular industry or group of industries) to approximately the same extent as the Index is so concentrated.

The Fund may invest in the securities of the Index, a representative sample of the securities in the Index that has aggregate characteristics similar to those of the Index, an ETF that tracks the Index or a substantially similar index, and may utilize derivatives, such as swaps or futures on the Index or on an ETF that tracks the same Index or a substantially similar index, that provide leveraged exposure to the above.

The Fund seeks to remain fully invested at all times, consistent with its stated investment objective, but may not always have investment exposure to all of the securities in the Index, or its weighting of investment exposure to securities or industries may be different from that of the Index. In addition, the Fund may invest in securities or financial instruments not included in the Index.

The Fund will attempt to achieve its investment objective without regard to overall market movement or the increase or decrease of the value of the securities in the Index. At the close of the markets each trading day, Rafferty positions the Fund's portfolio so that its exposure to the Index is consistent with the Fund's investment objective. The impact of the Index's movements during the day will affect whether the Fund's portfolio needs to be re-positioned. For example, if the Index has risen on a given day, net assets of the Fund should rise, meaning that the Fund's exposure will need to be increased. Conversely, if the Index has fallen on a given day, net assets of the Fund should fall, meaning the Fund's exposure will need to be reduced. This re-positioning strategy typically results in high portfolio turnover. On a day-to-day basis, the Fund is expected to hold ETFs and money market funds, deposit accounts with institutions with high quality credit ratings, and/or short-term debt instruments that have terms-to-maturity of less than 397 days and exhibit high

quality credit profiles, including U.S. government securities and repurchase agreements.

The terms "daily," "day," and "trading day," refer to the period from the close of the markets on one trading day to the close of the markets on the next trading day. Additionally, the Fund's investment objective is not a fundamental policy and may be changed by the Fund's Board of Trustees without shareholder approval.

Because of daily rebalancing and the compounding of each day's return over time, the return of the Fund for periods longer than a single day will be the result of each day's returns compounded over the period, which will very likely differ from 200% of the return of the Index over the same period. The Fund will lose money if the Index performance is flat over time, and as a result of daily rebalancing, the Index's volatility and the effects of compounding, it is even possible that the Fund will lose money over time while the Index's performance increases over a period longer than a single day.

Principal Investment Risks

An investment in the Fund entails risk. The Fund may not achieve its leveraged investment objective and there is a risk that you could lose all of your money invested in the Fund. The Fund is not a complete investment program. In addition, the Fund presents risks not traditionally associated with other mutual funds and ETFs. It is important that investors closely review all of the risks listed below and understand them before making an investment in the Fund.

Effects of Compounding and Market Volatility Risk - The Fund has a daily leveraged investment objective and the Fund's performance for periods greater than a trading day will be the result of each day's returns compounded over the period, which is very likely to differ from 200% of the Index's performance, before fees and expenses. Compounding affects all investments, but has a more significant impact on funds that are leveraged and that rebalance daily. For a leveraged Fund, if adverse daily performance of the Index reduces the amount of a shareholder's investment, any further adverse daily performance will lead to a smaller dollar loss because the shareholder's investment had already been reduced by the prior adverse performance. Equally, however, if favorable daily performance of the Index increases the amount of a shareholder's investment, the dollar amount lost due to future adverse performance will increase because the shareholder's investment has increased.

The effect of compounding becomes more pronounced as Index volatility and the holding period increase. The impact of compounding will impact each shareholder differently depending on the period of time an investment in the Fund is held and the volatility of the Index during shareholder's holding period of an investment in the Fund.

The chart below provides examples of how Index volatility could affect the Fund's performance. Fund performance for periods greater than one single day can be estimated given any set of assumptions for the following factors: a) Index volatility; b) Index performance; c) period of time; d) financing rates associated with leveraged exposure; e) other Fund expenses; and f) dividends or interest paid with

respect to securities in the Index. The chart below illustrates the impact of two principal factors – Index volatility and Index performance – on Fund performance. The chart shows estimated Fund returns for a number of combinations of Index volatility and Index performance over a one-year period. Performance shown in the chart assumes that: (i) no dividends were paid with respect to the securities included in the Index; (ii) there were no Fund expenses; and (iii) borrowing/lending rates (to obtain leveraged exposure) of 0%. If Fund expenses and/or actual borrowing/lending rates were reflected, the estimated returns would be different than those shown. Particularly during periods of higher Index volatility, compounding will cause results for periods longer than a trading day to vary from 200% of the performance of the Index.

As shown in the chart below, the Fund would be expected to lose 6.1% if the Index provided no return over a one year period during which the Index experienced annualized volatility of 25%. At higher ranges of volatility, there is a chance of a significant loss of value in the Fund, even if the Index's return is flat. **For instance, if the Index's annualized volatility is 100%, the Fund would be expected to lose 63.2% of its value, even if the cumulative Index return for the year was 0%.** Areas shaded red (or dark gray) represent those scenarios where the Fund can be expected to return less than 200% of the performance of the Index and those shaded green (or light gray) represent those scenarios where the Fund can be expected to return more than 200% of the performance of the Index. The Fund's actual returns may be significantly better or worse than the returns shown below as a result of any of the factors discussed above or in "Daily Index Correlation/Tracking Risk" below.

One Year Index Return	200% One Year Index Return	Volatility Rate				
		10%	25%	50%	75%	100%
-60%	-120%	-84.2%	-85.0%	-87.5%	-90.9%	-94.1%
-50%	-100%	-75.2%	-76.5%	-80.5%	-85.8%	-90.8%
-40%	-80%	-64.4%	-66.2%	-72.0%	-79.5%	-86.8%
-30%	-60%	-51.5%	-54.0%	-61.8%	-72.1%	-82.0%
-20%	-40%	-36.6%	-39.9%	-50.2%	-63.5%	-76.5%
-10%	-20%	-19.8%	-23.9%	-36.9%	-53.8%	-70.2%
0%	0%	-1.0%	-6.1%	-22.1%	-43.0%	-63.2%
10%	20%	19.8%	13.7%	-5.8%	-31.1%	-55.5%
20%	40%	42.6%	35.3%	12.1%	-18.0%	-47.0%
30%	60%	67.3%	58.8%	31.6%	-3.7%	-37.8%
40%	80%	94.0%	84.1%	52.6%	11.7%	-27.9%
50%	100%	122.8%	111.4%	75.2%	28.2%	-17.2%
60%	120%	153.5%	140.5%	99.4%	45.9%	-5.8%

The Index's annualized historical volatility rate for the five year period ended December 31, 2020 was 24.75%. The Index's highest volatility rate for any one calendar year during the five year period was 39.41% and volatility for a shorter period of time may have been substantially higher. The Index's annualized performance for the five-year period ended December 31, 2020 was 15.24%. Historical Index volatility and performance are not indications of what the Index volatility and performance will be in the future. The volatility of ETFs or instruments that reflect the value of the Index, such as swaps, may differ from the volatility of the Index.

For information regarding the effects of volatility and Index performance on the long-term performance of the Fund, see "Additional Information Regarding Investment Techniques and Policies" in the Fund's statutory prospectus, and "Leverage - Special Note Regarding the Correlation Risks of the Funds" in the Fund's Statement of Additional Information.

Leverage Risk — The Fund obtains investment exposure in excess of its net assets by utilizing leverage and may lose more money in market conditions that are adverse to its investment objective than a fund that does not utilize leverage. An investment in the Fund is exposed to the risk that a decline in the daily performance of the Index will be magnified. This means that an investment in the Fund will be reduced by an amount equal to 2% for every 1% daily decline in the Index, not including the costs of financing leverage and other operating expenses, which would further reduce its value. The Fund could theoretically lose an amount greater than its net assets in the event of an Index decline of more than 50%. Leverage will also have the effect of magnifying any differences in the Fund's correlation with the Index.

Due to the limited availability of necessary investments or financial instruments, the Fund could, among other things, as a defensive measure, limit or suspend creations or redemptions of Creation Units until the Adviser determines that the requisite exposure to the Index is obtainable. During the period that creation or redemptions are affected, the Fund's shares could trade at a significant premium or discount to their net asset value or the bid-ask spread of the Fund's shares could widen significantly. In the case of a period during which creations are suspended, the Fund could experience significant redemptions, which may cause the Fund to sell portfolio securities at unfavorable prices and increased transaction and other costs and make greater taxable distributions to shareholders of the Fund. The Fund may also change its investment objective by, for example, seeking to track an alternative index, or lowering its leverage multiple or the Fund could close.

Derivatives Risk — Derivatives are financial instruments that derive value from the underlying reference asset or assets, such as stocks, bonds, or funds (including ETFs), interest rates or indexes. The Fund's investments in derivatives may pose risks in addition to, and greater than, those associated with directly investing in securities or other ordinary investments, including risk related to the market, leverage, imperfect daily correlations with underlying investments or the Fund's other portfolio holdings, higher price volatility, lack of availability, counterparty risk, liquidity, valuation and legal restrictions. The use of derivatives is a highly specialized activity that involves investment techniques and risks different from those associated with ordinary portfolio securities transactions. The use of derivatives may result in larger losses or smaller gains than directly investing in securities. When the Fund uses derivatives, there may be imperfect correlation between the value of the reference assets and the derivative, which may prevent the Fund from achieving its investment objective. Because derivatives often require only a limited initial investment, the use of derivatives

may expose the Fund to losses in excess of those amounts initially invested.

The Fund may use a combination of swaps on the Index and swaps on an ETF whose investment objective is to track the performance of the same or a substantially similar index to achieve its investment objective. The reference ETF may not closely track the performance of the Index due to fees and other costs borne by the ETF and other factors, such as an ETF's premium or discount. Thus, to the extent that the Fund invests in swaps that use an ETF as a reference asset, the Fund may be subject to greater correlation risk and may not achieve as high a degree of correlation with the Index as it would if the Fund used swaps that utilized the Index as the reference asset. Any financing, borrowing or other costs associated with using derivatives may also reduce the Fund's return.

In addition, the Fund's investments in derivatives are subject to the following risks:

- **Swap Agreements.** Swap agreements are entered into primarily with major global financial institutions for a specified period, which may range from one day to more than one year. The swap agreements in which the Fund invests are generally traded in the over-the-counter market, which generally has less transparency than exchange-traded derivatives instruments. In a standard swap transaction, two parties agree to exchange the return (or differentials in rates of return) earned or realized on particular predetermined reference assets or underlying securities or instruments. The gross return to be exchanged or swapped between the parties is calculated based on a notional amount or the return on or change in value of a particular dollar amount invested in a basket of securities representing a particular index or an ETF that seeks to track an index.

If the Index has a dramatic move that causes a material decline in the Fund's net assets, the terms of a swap agreement between the Fund and its counterparty may permit the counterparty to immediately close out the swap transaction with the Fund. In that event, the Fund may be unable to enter into another swap agreement or invest in other derivatives to achieve exposure consistent with the Fund's investment objective. This may prevent the Fund from achieving its leveraged investment objective, even if the Index later reverses all or a portion of its movement. This may result in the value of an investment in the Fund changing quickly and without warning.

- **Futures Contracts.** Futures contracts are typically exchange-traded contracts that call for the future delivery of an asset at a certain price and date, or cash settlement of the terms of the contract. There may be an imperfect correlation between the changes in market value of the securities held by the Fund and the prices of futures contracts. There may not be a liquid secondary market for the futures contracts and the Fund may not be able to enter into a closing transaction. Regulations may also limit the number of positions that can be held or controlled by the Fund or the Adviser, thus limiting the ability of the Fund to implement its leveraged investment strategy. Futures markets are highly volatile and the use of futures

may increase the Fund's volatility. The value of an investment in the Fund may change quickly and without warning.

Counterparty Risk — A counterparty may be unwilling or unable to make timely payments to meet its contractual obligations or may fail to return holdings that are subject to the agreement with the counterparty. If the counterparty or its affiliate becomes insolvent, bankrupt or defaults on its payment obligations to the Fund, the value of an investment held by the Fund may decline. Additionally, if any collateral posted by the counterparty for the benefit of the Fund is insufficient or there are delays in the Fund's ability to access such collateral, the Fund may not be able to achieve its leveraged investment objective. The Fund may also not be able to exercise remedies, such as the termination of transactions, netting of obligations and realization on collateral if such remedies are stayed or eliminated under special resolutions adopted in the United States, the European Union and various other jurisdictions.

In addition, the Fund may enter into swap agreements with a limited number of counterparties, which may increase the Fund's exposure to counterparty credit risk. Further, there is a risk that no suitable counterparties will be willing to enter into, or continue to enter into, transactions with the Fund and, as a result, the Fund may not be able to achieve its leveraged investment objective or may decide to change its leveraged investment objective.

Rebalancing Risk — If for any reason the Fund is unable to rebalance all or a part of its portfolio, or if all or a portion of the portfolio is rebalanced incorrectly, the Fund's investment exposure may not be consistent with its investment objective. In these instances, the Fund may have investment exposure to the Index that is significantly greater or significantly less than its stated multiple. The Fund may be more exposed to leverage risk than if it had been properly rebalanced and may not achieve its investment objective, leading to significantly greater losses or reduced gains.

Intra-Day Investment Risk - The Fund seeks leveraged investment results from the close of the market on a given trading day until the close of the market on the subsequent trading day. The exact exposure of an investment in the Fund intraday in the secondary market is a function of the difference between the value of the Index at the market close on the first trading day and the value of the Index at the time of purchase. If the Index gains value, the Fund's net assets will rise by the same amount as the Fund's exposure. Conversely, if the Index declines, the Fund's net assets will decline by the same amount as the Fund's exposure. Thus, an investor that purchases shares intra-day may experience performance that is greater than, or less than, the Fund's stated multiple of the Index.

If there is a significant intra-day market event and/or the securities of the Index experience a significant decrease, the Fund may not meet its investment objective, be able to rebalance its portfolio appropriately, or may experience significant premiums or discounts, or widened bid-ask spreads. Additionally, the Fund may close to purchases and sales of Shares prior to the close of trading on the Exchange and incur significant losses.

Daily Index Correlation/Tracking Risk - There is no guarantee that the Fund will achieve a high degree of correlation to the Index and therefore achieve its daily leveraged investment objective. The Fund's exposure to the Index is impacted by the Index's movement. Because of this, it is unlikely that the Fund will be perfectly exposed to the Index at the end of each day. The possibility of the Fund being materially over- or under-exposed to the Index increases on days when the Index is volatile near the close of the trading day. Market disruptions, regulatory restrictions and high volatility will also adversely affect the Fund's ability to adjust exposure to the required levels.

Due to the Index including instruments that trade on a different market than the Fund, the Fund's return may vary from a multiple of the performance of the Index because different markets may close before the NYSE Arca, Inc. opens or may not be open for business on the same calendar days as the Fund. Additionally, due to differences in trading hours, and because the Index may be calculated using prices obtained at times other than the Fund's net asset value calculation time or due to the fair valuation of Index securities, the Fund's performance may not correlate the Index.

The Fund may have difficulty achieving its daily leveraged investment objective due to fees, expenses, transaction costs, financing costs related to the use of derivatives, investments in ETFs, directly or indirectly, income items, valuation methodology, accounting standards, regulatory reasons (such as, diversification requirements) and disruptions or illiquidity in the markets for the securities or derivatives held by the Fund. The Fund may be subject to large movements of assets into and out of the Fund, potentially resulting in the Fund being over- or under-exposed to the Index. The Fund may not have investment exposure to all of the securities in the Index or its weighting of investment exposure to the securities may be different from that of the Index. In addition, the Fund may invest in securities that are not included in the Index. The Fund may also invest directly in or use other investment companies, such as ETFs, which may result in increased tracking error for the Fund. Additionally, an ETF's performance may differ from the index it tracks, thus resulting in additional tracking error for the Fund. Activities surrounding periodic Index reconstitutions and other Index rebalancing events may also hinder the Fund's ability to meet its daily leveraged investment objective. For example, the Fund may take or refrain from taking positions to improve tax efficiency or to comply with various regulatory restrictions, which may negatively impact the Fund's correlation to the Index. Any of these factors could decrease correlation between the performance of the Fund and the Index and may hinder the Fund's ability to meet its daily investment objective.

Russian Securities Risk – Although the Fund will not invest directly in Russian securities, it is subject, indirectly, to certain risks applicable to investing in Russia. Securities of companies in Russia and those companies that generate significant revenues from Russia face heightened risks including, among others, expropriation and/or nationalization of assets, restrictions on and government intervention in international trade, confiscatory or punitive taxation, regional conflict, political instability, including authoritarian and/or military involvement in governmental decision making, armed conflict,

the imposition of economic sanctions by other nations, the impact on the economy as a result of civil war and social instability as a result of religious, ethnic and/or socioeconomic unrest.

The securities markets of Russia are underdeveloped and are often considered to be less correlated to global economic cycles than those markets located in more developed countries. As a result, securities markets in Russia are subject to greater risks associated with market volatility, lower market capitalization, lower trading volume, inflation, greater price fluctuations, uncertainty regarding the existence of trading markets, governmental control and heavy regulation of labor and industry. Additionally, certain investments in Russia may become less liquid in response to market developments or adverse investor perceptions, or become illiquid after purchase by the Fund, particularly during periods of market turmoil. During periods of illiquidity, the Fund's investments may be harder to value, especially in changing markets. Moreover, trading on securities markets in Russia may be suspended altogether.

The government in Russia may restrict or control to varying degrees the ability of foreign investors to invest in securities of issuers located or operating in Russia. These restrictions and/or controls may at times limit or prevent foreign investment in securities of issuers located or operating in Russia. Moreover, governmental approval or special licenses may be required prior to investments by foreign investors and may limit the amount of investments by foreign investors in a particular industry and/or issuer and may limit such foreign investment to a certain class of securities of an issuer that may have less advantageous rights than the classes available for purchase by domiciliaries of Russia and/or impose additional taxes on foreign investors. Less information may be available about companies in which the Fund invests or has exposure to because many companies that are tied economically to Russia are not subject to accounting, auditing and financial reporting standards or to other regulatory practices required of U.S. companies. These factors, among others, make investing in issuers located or operating in Russia significantly riskier than investing in issuers located or operating in more developed countries and may lead to a decline in the value of the Fund.

The value of the Russian Ruble may be subject to a high degree of fluctuation. The Fund's assets will be invested primarily in equity securities of Russian issuers and the income received by the Fund will be principally in Russian Rubles. The Fund's exposure to the Russian Ruble and changes in value of the Russian Ruble versus the U.S. Dollar may result in reduced returns to the Fund. Moreover, the Fund may incur costs in connection with conversions between U.S. Dollars and the Russian Ruble. In addition, the current economic turmoil in Russia and the effects on the current global economic crisis on the Russian economy may have significant adverse effects on the Russian Ruble.

As a result of continued political tensions and armed conflicts, the United States and the European Union have imposed sanctions on certain Russian entities and individuals and certain sectors of Russia's economy, which may result in, among other things, the devaluation of Russian currency,

a downgrade in the country's credit rating, and/or a decline in the value and liquidity of Russian securities, property or interests. The United States and other nations or international organizations may impose additional economic sanctions or take other actions that may adversely affect Russia-exposed issuers and companies in various sectors of the Russian economy, including, but not limited to, the financial services, energy, metals and mining, engineering, and defense and defense-related materials sectors. These sanctions, any future sanctions or other actions, or even the threat of further sanctions or other actions, may negatively affect the value and liquidity of the Fund's portfolio and may impair the Fund's ability to achieve its investment objective. For example, the Fund or the ETF in which it invests, may be prohibited from investing in securities issued by companies subject to such sanctions. In addition, the sanctions may require the Fund or the ETF in which it invests to freeze its existing investments in Russian companies, prohibiting buying, selling or otherwise transacting in these investments. Russia has undertaken and may undertake additional countermeasures or retaliatory actions, which may further impair the value and liquidity of Russian securities and potentially disrupt the Fund's operations. Any retaliatory actions by Russia may further impair the value and liquidity of the Fund's holdings and potentially disrupt its operations. Uncertainty as to future relations between Russia and the United States or the European Union countries may also cause a decline in the value of the Fund. All of these reasons may also cause the underlying fund that the Fund utilizes to meet its investment objective to decline in value and result in the underlying fund limiting or suspending the purchase or redemption its shares, leading to the Fund purchasing or selling its holdings in the underlying fund at a premium or discount.

Despite recent reform and privatization, the Russian government continues to control a large share of economic activity in the region. The Russian government owns shares in corporations in a range of sectors including banking, energy production and distribution, automotive, transportation and telecommunications. Additionally, because Russia produces and exports large volumes of oil and gas, the Russian economy is particularly sensitive to the price of oil and gas on the world market, and a decline in the price of oil and gas could have a significant negative impact on the Russian economy.

Other Investment Companies (including ETFs) Risk —

The Fund may invest directly in another investment company by purchasing shares of the investment company or indirectly by utilizing an investment company as the reference asset of a derivative instrument. By investing in another investment company, including an ETF, the Fund becomes a shareholder of that investment company and as a result, Fund shareholders indirectly bear the Fund's proportionate share of the fees and expenses of the other investment company, in addition to the fees and expenses of the Fund's own operations. As a shareholder, the Fund must rely on the other investment company to achieve its investment objective. The Fund's performance may be magnified positively or negatively by virtue of its investment in other investment companies. If the other investment company fails to achieve its investment objective, the value of the Fund's investment will not perform

as expected, thus affecting the Fund's performance and its correlation with the Index. In addition, because shares of ETFs are listed and traded on national stock exchanges, their shares may trade at a discount or a premium to an ETF's net asset value, and an ETF's market price may be more or less than the value of the index that the ETF tracks especially during periods of market volatility or disruption. Because the Fund transacts and prices its direct or indirect investments in ETFs at market price, the Fund's use of ETFs could have an adverse impact on the Fund's ability to achieve its investment objective. Investments in such shares may be subject to brokerage and other trading costs, which could result in greater expenses to the Fund. Finally, depending on the demand in the market, the Fund may not be able to liquidate its holdings in ETFs at an optimal price or time, which may adversely affect the Fund's performance.

Natural Disaster/Epidemic and Market Disruption Risk —

Natural or environmental disasters, such as earthquakes, fires, floods, hurricanes, and tsunamis and widespread disease, including pandemics and epidemics have been and can be highly disruptive to economies and markets and have recently led, and may continue to lead to increased market volatility and significant market losses. Such natural disasters and health crises could exacerbate political, social and economic risks, and result in significant breakdowns, delays, shutdowns, social isolation, and other disruptions to important global, local and regional supply chains. A climate of uncertainty and panic, including the contagion of infectious viruses and diseases, may adversely affect global, regional, and local economies and reduce the availability of potential investment opportunities, and increases the difficulty of performing due diligence and modeling market conditions, potentially reducing the accuracy of financial projections. A widespread crisis would also affect the global economy in ways that cannot necessarily be foreseen. Adverse effects may be more pronounced for developing or emerging market countries that have less established health care systems. How long such events will last and whether they will continue or recur cannot be predicted.

Significant market volatility and market downturns may limit the Fund's ability to sell securities and obtain long exposure to securities, and the Fund's sales and long exposures may exacerbate the market volatility and downturn. Under such circumstances, the Fund may have difficulty achieving its investment objective for one or more trading days, which may adversely impact the Fund's returns on those days and periods inclusive of those days. Alternatively, the Fund may incur higher costs (including swap financing costs) in order to achieve its investment objective and may be forced to purchase and sell securities (including other ETFs' shares) at market prices that do not represent their fair value (including in the case of an ETF, its net asset value) or at times that result in differences between the price the Fund receives for the security or the value of the swap exposure and the market closing price of the security or the market closing value of the swap exposure. Under those circumstances, the Fund's ability to track its Index is likely to be adversely affected, the market price of Fund shares may reflect a greater premium or discount to net asset value and bid-ask spreads in the Fund's shares may widen, resulting

in increased transaction costs for secondary market purchasers and sellers. The Fund may also incur additional tracking error due to the use of futures contracts or other securities that are not perfectly correlated to the Index.

The recent pandemic spread of the novel coronavirus known as COVID-19 has proven to be a market disrupting event. The impact of this virus, like other pandemics that may arise in the future, has negatively affected, and may continue to negatively affect, the economies of many nations, companies, and the global securities and commodities markets, including by reducing liquidity in the markets. It is impossible to predict the full effects, durations and costs of the COVID-19 pandemic.

Market Risk — Turbulence in financial markets and reduced liquidity in equity, credit and fixed income markets may negatively affect many issuers worldwide, which could have an adverse effect on the Fund.

Historically, market cycles have included long term positive and negative periods. Since approximately 2008, the market has largely moved upward and accordingly, the market may be poised for a correction or downturn.

Emerging Markets Risk — Securities of issuers located in emerging markets face the potential for greater market volatility, lower trading volume, higher levels of inflation, political and economic instability, greater risk of market shutdown and more government limitations on foreign investments. Emerging market countries may include economies that concentrate in only a few industries, security issues that are held by only a few investors, limited trading capacity in local exchanges and the possibility that markets or issuances or securities offerings may be manipulated by foreign nationals who have inside information. Additionally, emerging markets often have less uniformity in accounting and reporting requirements, less reliable securities valuations and greater risks associated with custody of securities than developed markets. Shareholder claims and legal remedies that are common in the United States may be difficult or impossible to pursue in many emerging market countries. Emerging markets often have greater risk of capital controls through such measures as taxes or interest rate control than developed markets. Certain emerging markets countries may also lack the infrastructure necessary to attract large amounts of foreign trade and investment. Local securities markets in emerging market countries may trade a small number of securities and may be unable to respond effectively to increases in trading volume, potentially making prompt liquidation of holdings difficult or impossible at times. Settlement procedures in emerging market countries are frequently less developed and reliable than those in other developed countries, which may result in significant delays in registering the transfer of securities and may make it more difficult for the Fund to value its holdings.

Economic, business, political, or social instability may adversely affect the value of emerging market securities more than securities of developed markets. Additionally, any of these developments may result in a decline in the value of a country's currency. Emerging markets may develop unevenly and may never fully develop. There is also a higher risk of loss due to expropriation, nationalization, confiscation of assets and

property or the imposition of restrictions on foreign investments and repatriation of capital invested in certain emerging market countries.

Energy Sector Risk — Companies that engage in energy-related businesses may be cyclical and highly dependent on energy prices. Energy sector securities may be adversely impacted by the following factors, among others: changes in the levels and volatility of global energy prices, global supply and demand, and capital expenditures on the exploration and production of energy sources; exchange rates, interest rates, economic conditions, and tax treatment; and energy conservation efforts, increased competition and technological advances. Companies in this sector may be subject to substantial government regulation and contractual fixed pricing, which may increase the cost of doing business and limit earnings. A significant portion of an energy company's revenue may come from a relatively small number of customers, including governmental entities and utilities. Energy companies may operate or engage in, transactions involving countries with less developed regulatory regimes or a history of expropriation, nationalization or other adverse policies. Energy companies may also be significantly impacted by the supply of, and demand for, specific products, such as oil and natural gas, and services, exploration and production spending, government subsidization, world events and general economic conditions. During the COVID-19 outbreak and disputes among oil-producing countries regarding potential limits on the production of crude oil, the energy sector experienced increased volatility.

Materials Sector Risk — Companies in the materials sector could be adversely affected by commodity price volatility, exchange rate fluctuations, import controls and increased competition. The production of industrial materials often exceeds demand as a result of over-building or economic downturns, leading to poor investment returns. Companies in the materials sector also are at risk for environmental damage and product liability claims, and may be materially affected by depletion of resources, technical progress, labor relations, political and social unrest, and governmental regulations.

Large-Capitalization Company Risk — Large-capitalization companies may be less able to adapt to changing market conditions or to respond quickly to competitive challenges or to changes in business, product, financial, or market conditions and may not be able to maintain growth at rates that may be achieved by well-managed smaller and mid-size companies, which may affect the companies' returns.

Mid-Capitalization Company Risk - Mid-capitalization companies often have narrower markets for their goods and/or services, more limited product lines, services, markets, managerial and financial resources and face greater risk of business failure than more established, larger-capitalization companies. In addition, because these stocks are not well known to the investing public, do not have significant institutional ownership and are followed by relatively few security analysts, there will normally be less publicly available information concerning these securities compared to what is available for the securities of larger companies. As a result,

the price of mid-capitalization companies can be more volatile and they may be less liquid than large-capitalization companies, which could increase the volatility of the Fund's portfolio.

Currency Exchange Rate Risk — Changes in foreign currency exchange rates will affect the value of the Fund's investments in securities denominated in a country's currency. Generally, when the U.S. Dollar rises in value against a foreign currency, an investment in that country loses value because that currency is worth fewer U.S. Dollars. Devaluation of a currency by a country's government or banking authority also will have a significant impact on the value of any investments denominated in that currency. If the Fund is exposed to a limited number of currencies, any change in the value of these currencies could have a material impact on the Fund's net asset value.

Depository Receipt Risk — To the extent the Fund invests in, and/or has exposure to, foreign companies, the Fund's investment may be in the form of depository receipts or other securities convertible into securities of foreign issuers including American Depositary Receipts ("ADRs"), European Depositary Receipts ("EDRs"), and Global Depositary Receipts ("GDRs"). Such investments continue to be subject to most of the risks associated with investing directly in foreign securities, including political and exchange rate risks.

Foreign Securities Risk — Investing in, and/or having exposure to, foreign instruments may involve greater risks than investing in domestic instruments. As a result, the Fund's returns and net asset value may be affected to a large degree by fluctuations in currency exchange rates, political, diplomatic or economic conditions and regulatory requirements in other countries. The laws and accounting, auditing, and financial reporting standards in foreign countries typically are not as strict as they are in the U.S., and there may be less public information available about foreign companies. Additionally, the Fund may be impacted by a limitation on foreign ownership of securities, the imposition of withholding or other taxes, restrictions on the repatriation of cash or other assets, higher transaction and custody costs, delays in the settlement of securities, difficulties in enforcing contractual obligations and lower levels of regulation in the securities markets.

Geographic Concentration Risk — Investments in a particular country or geographic region may be particularly susceptible to political, diplomatic or economic conditions and regulatory requirements. As a result, the Fund may be more volatile than a more geographically diversified fund.

International Closed-Market Trading Risk — Because the Fund may invest in, and/or have exposure to, securities that are traded in markets that are closed when the NYSE Arca, Inc. is open, there are likely to be deviations between its current value and its last sale price. As a result, premiums or discounts to net asset value may develop in share prices. Additionally, the performance of the Fund may vary from the performance of the Index.

Index Strategy Risk — The Fund is linked to an Index maintained by a third party provider unaffiliated with the Fund. Securities held by the Fund will generally not be bought or sold in response to market fluctuations and may be

concentrated in a particular industry if the Index is so concentrated. The Fund will generally not sell a security because its issuer is in financial trouble or its value has declined, unless that holding is removed or is anticipated to be removed from the Index.

The Index relies on various sources of information to assess the securities included in the Index, including information that may be based on assumptions or estimates and there is no guarantee that the methodology utilized by the Index Provider will result in the Index achieving positive returns. There is no assurance that the Index Provider's calculation methodology or sources of information will provide an accurate assessment of the Index's securities. The Index may also underperform other asset classes or similar indices. Errors in Index data, Index computations or the construction of the Index in accordance with its methodology may occur from time to time and may not be identified and corrected by the Index Provider for a period of time or at all, which may have an adverse impact on the Fund and its shareholders.

The Fund's daily performance may deviate from a multiple of the daily return of the Index due to legal restrictions or limitations imposed by governments of certain countries, certain listing standards of the Fund's Exchange, a lack of liquidity on stock exchanges where securities trade, potential adverse tax consequences or other regulatory reasons (diversification requirements). The securities that comprise the Index are valued at the securities' closing prices on local foreign markets. The Fund or the ETF it utilizes to obtain exposure to the Index may fair value the Index's securities, which may adversely impact the Fund's ability to achieve its leveraged investment objective.

Liquidity Risk — Some securities held by the Fund, including derivatives, may be difficult to sell or be illiquid, particularly during times of market turmoil. Markets for securities or financial instruments could be disrupted by a number of events, including, but not limited to, an economic crisis, natural disasters, epidemics/pandemics, new legislation or regulatory changes inside or outside the United States. Illiquid securities may be difficult to value, especially in changing or volatile markets. If the Fund is forced to sell an illiquid security at an unfavorable time or price, the Fund may be adversely impacted. Certain market conditions or restrictions, such as market rules related to short sales, may prevent the Fund from limiting losses, realizing gains or achieving a high correlation with its Index. There is no assurance that a security that is deemed liquid when purchased will continue to be liquid. Market illiquidity may cause losses for the Fund. To the extent that the Index value increases or decreases significantly, the Fund may be one of many market participants that are attempting to transact in the securities of the Index. Under such circumstances, the market for securities of the Index may lack sufficient liquidity for all market participants' trades. Therefore, the Fund may have more difficulty transacting in the securities or financial instruments and the Fund's transactions could exacerbate the price changes of the securities of the Index and may impact the ability of the Fund to achieve its investment objective.

Early Close/Trading Halt Risk — An exchange or market may close or issue trading halts on specific securities, or the ability to buy or sell certain portfolio securities or financial instruments may be restricted, which may result in the Fund being unable to buy or sell certain securities or financial instruments. In such circumstances, the Fund may be unable to rebalance its portfolio, may be unable to accurately price its investments, may incur significant tracking differences with its Index, may incur substantial losses and may limit or stop purchases of the Fund. If there is a significant intra-day market event and/or the securities of the Index experience a significant increase or decrease, the Fund may not meet its investment objective or rebalance its portfolio appropriately. Additionally, the Fund may close to purchases and sales of Shares prior to the close of regular trading on the NYSE Arca, Inc. and incur significant losses.

Equity Securities Risk — Investments in, and/or exposure to, publicly issued equity securities, including common stocks, are subject to market risks that may cause their prices to fluctuate over time. Fluctuations in the value of equity securities in which the Fund invests will cause the net asset value of the Fund to fluctuate.

High Portfolio Turnover Risk - Daily rebalancing of the Fund's holdings pursuant to its daily investment objective causes a much greater number of portfolio transactions when compared to most ETFs. Additionally, active market trading of the Fund's Shares on such exchanges as the NYSE Arca, Inc., could cause more frequent creation and redemption activities, which could increase the number of portfolio transactions. Frequent and active trading may lead to higher transaction costs because of increased broker commissions resulting from such transactions. In addition, there is the possibility of significantly increased short-term capital gains (which will be taxable to shareholders as ordinary income when distributed to them). The Fund calculates portfolio turnover without including the short-term cash instruments or derivative transactions that comprise the majority of the Fund's trading. As such, if the Fund's extensive use of derivative instruments were reflected, the calculated portfolio turnover rate would be significantly higher.

Non-Diversification Risk — The Fund is non-diversified, which means it invests a high percentage of its assets in a limited number of securities. Its net asset value and total return may fluctuate more or fall greater in times of weaker markets than a diversified fund.

Securities Lending Risk — Securities lending involves the risk that the Fund may lose money because the borrower of the loaned securities fails to return the securities in a timely manner or at all. The Fund could also lose money in the event of a decline in the value of collateral provided for loaned securities, a decline in the value of any investments made with cash collateral, or a "gap" between the return on cash collateral reinvestments and any fees the Fund has agreed to pay a borrower. These events could also trigger adverse tax consequences for the Fund.

Special Risks of Exchange-Traded Funds

Authorized Participants Concentration Risk. The Fund may have a limited number of financial institutions that may act as Authorized Participants. To the extent that those

Authorized Participants exit the business or are unable to process creation and/or redemption orders, Shares may trade at larger bid-ask spreads and/or premiums or discounts to net asset value. Authorized Participant concentration risk may be heightened for a fund that invests in non-U.S. securities or other securities or instruments that have lower trading volumes.

Market Price Variance Risk. Fund Shares are listed for trading on NYSE Arca and can be bought and sold in the secondary market at market prices rather than at net asset value. The market prices of Shares will fluctuate in response to changes in the value of the Fund's holdings and supply and demand for Shares. Shareholders that purchase or sell Shares on the secondary market may trade Shares at a price greater than net asset value (a premium) or less than net asset value (a discount). There may be times when the market price and the net asset value vary significantly. The Fund's investment results are measured based upon the daily net asset value of the Fund over a period of time. Investors purchasing and selling Shares in the secondary market may not experience the same investment results as experienced by those creating and redeeming Shares at net asset value. There is no guarantee that an active secondary market will develop for Shares. To the extent that exchange specialists, market makers, Authorized Participants, or other participants are unavailable or unable to trade the Fund's Shares and/or create or redeem Creation Units, market disruptions or significant market volatility, bid-ask spreads and premiums or discounts may widen.

Fund Shares Trading Risk/Bid-Ask Spread Risk. Investments in Fund shares are subject to risks as a result of their trading in the secondary market. For example, investors transacting in the secondary market may incur costs as a result of there being a (potentially significant) spread (or difference) between the price that purchasers are willing to pay for shares (the bid) and the price at which sellers are willing to sell shares (the ask). This spread, which is known as a bid-ask spread, will vary based on, among other things, market demand for shares, the liquidity of the Fund portfolio and other factors. In addition, like other securities that are listed on an exchange, Fund shares can be sold short. Accordingly, their price can be volatile and they can be subject to pressure from short sales. Further, trading in all listed securities, including Fund shares, can be halted, including due to market volatility triggering "circuit breaker" rules.

Fund Performance

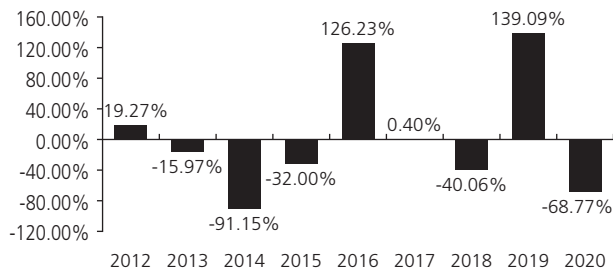
The following performance information provides some indication of the risks of investing in the Fund by demonstrating how its returns have varied from calendar year to calendar year. The bar chart shows changes in the Fund's performance from calendar year to calendar year. The table shows how the Fund's average annual returns for the one-year, five-year, and since inception periods compare with those of one or more broad-based market indexes for the same periods. The Fund's past performance, before and after taxes, is not necessarily an indication of how the Fund will perform in the future. Updated performance is available on the Fund's website at

www.direxion.com/etfs?producttab=performance or by calling the Fund toll-free at (866) 476-7523.

The performance shown prior to March 17, 2012 reflects the Fund's previous investment objective where it sought daily investment results, before fees and expenses, of 300% of the performance of the DAX Global Russia+ Index. If the Fund had continued to seek its previous investment objective, the calendar year performance of the Fund would have varied from that shown.

The performance noted below, and prior to April 1, 2020, reflects the Fund's previous daily leveraged investment objective, before fees and expenses, of 300% of the Index.

Total Return for the Calendar Years Ended December 31



During the period of time shown in the bar chart, the Fund's highest calendar quarter return was 53.49% for the quarter ended September 30, 2017 and its lowest calendar quarter return was -84.81% for the quarter ended March 31, 2020. The year-to-date return as of December 31, 2020 was -68.77%.

Average Annual Total Returns (for the periods ended December 31, 2020)

	1 Year	5 Years	Since Inception 5/25/2011
Return Before Taxes	-68.77%	0.33%	-35.04%
Return After Taxes on Distributions	-68.84%	0.10%	-35.12%
Return After Taxes on Distributions and Sale of Fund Shares	-40.71%	0.38%	-13.43%
MVIS Russia Index (reflects no deduction for fees, expenses or taxes)	-0.76%	15.24%	-0.68%
S&P 500® Index (reflects no deduction for fees, expenses or taxes)	18.40%	15.22%	13.86%

After-tax returns are calculated using the historically highest individual federal marginal income tax rates and do not reflect the impact of state and local taxes. Actual after-tax returns depend on an investor's tax situation and may differ from those shown, and after-tax returns are not relevant to investors who hold their Fund shares through tax-deferred arrangements, such as 401(k) plans or individual retirement accounts. In addition, the "Return After Taxes on Distributions and Sale of Fund Shares" is higher because the calculation recognizes a capital loss upon the redemption of Fund shares and assumes the investor received the benefit of a tax deduction.

Annual returns are required to be shown and should not be interpreted as suggesting that the Fund should or should not be held for long periods of time.

Management

Investment Adviser. Rafferty Asset Management, LLC is the Fund's investment adviser.

Portfolio Managers. The following members of Rafferty's investment team are jointly and primarily responsible for the day-to-day management of the Fund:

Portfolio Managers	Years of Service with the Fund	Primary Title
Paul Brigandi	Since Inception in May 2011	Portfolio Manager
Tony Ng	Since September 2015	Portfolio Manager

Purchase and Sale of Fund Shares

The Fund's individual shares may only be purchased or sold in the secondary market through a broker-dealer or other financial intermediaries at market price rather than at net asset value. The market price of Shares will fluctuate in response to changes in the value of the Fund's holdings and supply and demand for the Shares, which may result in shareholders purchasing or selling the Shares on the secondary market at a market price that is greater than net asset value (a premium) or less than net asset value (a discount). A shareholder may incur costs attributable to the difference between the highest price a buyer is willing to pay for the Fund's Shares (bid) and the lowest price a seller is willing to accept for the Fund's Shares (ask) when buying or selling Shares on the secondary market (the "bid-ask spread") in addition to brokerage commissions. The bid-ask spread may vary over time for Shares based on trading volume and market liquidity. Recent information regarding the Fund Shares such as net asset value, market price, premiums and discounts and bid-ask spreads and related other information is available on the Fund's website, www.direxion.com/etfs?producttab=performance.

The Fund's shares are not individually redeemable by the Fund. The Fund will issue and redeem Shares only to Authorized Participants in exchange for cash or a deposit or delivery of a basket of assets (securities and/or cash) in large blocks, known as creation units, each of which is comprised of 50,000 Shares.

If a market disruption or similar event occurs, making it not reasonably practicable for the Fund to dispose of its securities or to determine its net asset value, the Fund could seek to limit or suspend purchases of creation units. Under such circumstances, the Fund's shares could trade at a significant premium or discount to their net asset value or wide bid-ask spreads and the Fund could experience substantial redemptions, which may cause the Fund to sell portfolio holdings, experience increased transaction costs and make greater taxable distributions. The Fund may seek to change its investment objective by, for example, seeking to track an alternative index or changing its leverage multiplier. The Fund could liquidate all, or a portion of, its assets, which may be at unfavorable prices or the Fund may close.

Tax Information

The Fund intends to make distributions that may be taxed as ordinary income or long-term capital gains. Those distributions will be subject to federal income tax and may also be subject to state and local taxes, unless you are investing through a tax-deferred arrangement, such as a 401(k) plan or an individual retirement account. Distributions or investments made through tax-deferred arrangements may be taxed later upon withdrawal. Distributions by the Fund may be significantly higher than those of most other ETFs.

Payments to Broker-Dealers and Other Financial Intermediaries

If you purchase shares of the Fund through a broker-dealer or other financial intermediary (such as a bank or financial advisor), the Fund and/or its Adviser may pay the intermediary for the sale of Fund shares and related services. These payments may create a conflict of interest by influencing the broker-dealer or other financial intermediary and your salesperson to recommend the Fund over another investment. Ask your salesperson or visit your financial intermediary's website for more information.

Important Information Regarding the Fund

The Direxion Daily Cloud Computing Bull 2X Shares (the "Fund") seeks **daily leveraged** investment results and is very different from most other exchange-traded funds. As a result, the Fund may be riskier than alternatives that do not use leverage because the Fund's objective is to magnify the daily performance of the Indxx USA Cloud Computing Index (the "Index"). The return for investors that invest for periods longer or shorter than a trading day should not be expected to be 200% of the performance of the Index for the period. The return of the Fund for a period longer than a trading day will be the result of each trading day's compounded return over the period, which will very likely differ from 200% of the return of the Index for that period. Longer holding periods, higher volatility of the Index and leverage increase the impact of compounding on an investor's returns. During periods of higher Index volatility, the volatility of the Index may affect the Fund's return as much as, or more than, the return of the Index.

The Fund is not suitable for all investors. The Fund is designed to be utilized only by knowledgeable investors who understand the potential consequences of seeking daily leveraged (2X) investment results, understand the risks associated with the use of leverage and are willing to monitor their portfolios frequently. The Fund is not intended to be used by, and is not appropriate for, investors who do not intend to actively monitor and manage their portfolios. For periods longer than a single day, the Fund will lose money if the Index's performance is flat, and it is possible that the Fund will lose money even if the Index's performance increases over a period longer than a single day. An investor could lose the full principal value of his/her investment within a single day if the Fund's Index loses more than 50% in one day.

Investment Objective

The Fund seeks daily investment results, before fees and expenses, of 200% of the daily performance of the Index. **The Fund does not seek to achieve its stated investment objective for a period of time different than a trading day.**

Fees and Expenses of the Fund

This table describes the fees and expenses that you may pay if you buy, hold, and sell shares of the Fund ("Shares"). You may pay other fees, such as brokerage commissions and other fees to financial intermediaries, which are not reflected in the table and example below.

Annual Fund Operating Expenses (expenses that you pay each year as a percentage of the value of your investment)

Management Fees	0.75%
Distribution and/or Service (12b-1) Fees	0.00%
Other Expenses of the Fund ⁽¹⁾	0.22%
Acquired Fund Fees and Expenses ⁽¹⁾	<u>0.12%</u>
Total Annual Fund Operating Expenses	1.09%
Expense Cap/Reimbursement ⁽²⁾	<u>-0.02%</u>
Total Annual Fund Operating Expenses After Expense Cap/Reimbursement	<u>1.07%</u>

⁽¹⁾ Estimated for the Fund's current fiscal year.
⁽²⁾ Rafferty Asset Management, LLC ("Rafferty" or the "Adviser") has entered into an Operating Expense Limitation Agreement with the Fund. Under the Operating Expense Limitation Agreement, Rafferty has contractually agreed to waive all or a portion of its management fee and/or reimburse the Fund for Other Expenses through September 1, 2022, to the extent that the Fund's Total Annual Fund Operating Expenses exceed 0.95% of the Fund's average daily net assets (excluding, as applicable, among other expenses, taxes, swap financing and related costs, acquired fund fees and expenses, dividends or interest on short positions, other interest expenses, brokerage commissions and extraordinary expenses).
 Any expense waiver or reimbursement is subject to recoupment by the Adviser within the three years after the expense was waived/reimbursed only if Total Annual Fund Operating Expenses fall below the lesser of this percentage limitation and any percentage limitation in place at the time the expense was waived/reimbursed.

Example - This example is intended to help you compare the cost of investing in the Fund with the cost of investing in other mutual funds. The example assumes that you invest \$10,000 in the Fund for the time periods indicated and then redeem all of your shares at the end of those periods. The example also assumes that your investment has a 5% return each year and that the Fund's operating expenses remain the same. Although your actual costs may be higher or lower, based on these assumptions your costs would be:

1 Year	3 Years
\$109	\$345

Portfolio Turnover

The Fund pays transaction costs, such as commissions, when it buys and sells securities (or "turns over" its portfolio). A higher portfolio turnover rate may indicate higher transaction costs and may result in higher taxes when Fund shares are held in a taxable account. These costs, which are not reflected in Annual Fund Operating Expenses or in the example, affect the Fund's performance.

Principal Investment Strategy

The Index is provided by Indxx, LLC (the "Index Provider") and includes domestic companies that deliver cloud computing infrastructure, platforms, or services. The companies included in the Index are involved in the delivery of computing services – servers, storage, databases, networking, software, analytics, and more, over the internet, which is often referred to as the "Cloud." The Index Provider has defined cloud computing to include three themes:

(1) Infrastructure as a service. The infrastructure as a service category includes companies that provide virtualized

computing resources over the internet and companies that host infrastructure components and include shared resources services like shared storage, shared servers, and storage pools.

(2) **Platform as a service.** The platform as a service category includes companies that provide hardware and software tools that are required for application development and those companies that build and supply a resilient and optimized environment upon which users can install applications and data sets.

(3) **Software as a service.** The software as a service category includes companies that are involved in licensing and delivering software and distribution models that deliver software applications over the internet and are often called web services.

The Index selects stocks that meet the following criteria: listed on a US stock exchange, derive at least 50% of its revenue from activities related to the above themes, have a minimum total market capitalization of \$500 million, a 6-month average daily turnover greater than, or equal to, \$2 million, and have traded on 90% of the eligible trading days of the prior 6-month period. To be included in the Index, all securities must have a free float equivalent to 10% or less of shares outstanding and the securities must be trading at a price less than \$10,000. Components are weighted based on their security-level free float market capitalization and each security is capped at comprising no more than 5% of the Index. The Index is rebalanced and reconstituted annually.

As of December 12, 2020, the Index was comprised of 49 constituents with a median total market capitalization of \$7.9 billion, total market capitalizations ranging from \$929 million to \$241.5 billion, and were concentrated in the information technology sector.

The Fund, under normal circumstances, invests at least 80% of its net assets (plus borrowing for investment purposes) in financial instruments, such as swap agreements, securities of the Index, and exchange-traded funds ("ETFs") that track the Index and other financial instruments that provide daily leveraged exposure to the Index or to ETFs that track the Index. The financial instruments in which the Fund most commonly invests are swap agreements and futures contracts which are intended to produce economically leveraged investment results.

The components of the Index and the percentages represented by various sectors in the Index may change over time. The Fund will concentrate its investment in a particular industry or group of industries (*i.e.*, hold 25% or more of its total assets in the stocks of a particular industry or group of industries) to approximately the same extent as the Index is so concentrated.

The Fund may invest in the securities of the Index, a representative sample of the securities in the Index that has aggregate characteristics similar to those of the Index, an ETF that tracks the Index or a substantially similar index, and may utilize derivatives, such as swaps or futures on the Index or on an ETF that tracks the same Index or a substantially similar index, that provide leveraged exposure to the above.

The Fund seeks to remain fully invested at all times, consistent with its stated investment objective, but may not always have investment exposure to all of the securities in the Index, or its weighting of investment exposure to securities or industries may be different from that of the Index. In addition, the Fund may invest in securities or financial instruments not included in the Index.

The Fund will attempt to achieve its investment objective without regard to overall market movement or the increase or decrease of the value of the securities in the Index. At the close of the markets each trading day, Rafferty positions the Fund's portfolio so that its exposure to the Index is consistent with the Fund's investment objective. The impact of the Index's movements during the day will affect whether the Fund's portfolio needs to be re-positioned. For example, if the Index has risen on a given day, net assets of the Fund should rise, meaning that the Fund's exposure will need to be increased. Conversely, if the Index has fallen on a given day, net assets of the Fund should fall, meaning the Fund's exposure will need to be reduced. This re-positioning strategy typically results in high portfolio turnover. On a day-to-day basis, the Fund is expected to hold ETFs and money market funds, deposit accounts with institutions with high quality credit ratings, and/or short-term debt instruments that have terms-to-maturity of less than 397 days and exhibit high quality credit profiles, including U.S. government securities and repurchase agreements.

The terms "daily," "day," and "trading day," refer to the period from the close of the markets on one trading day to the close of the markets on the next trading day. Additionally, the Fund's investment objective is not a fundamental policy and may be changed by the Fund's Board of Trustees without shareholder approval.

Because of daily rebalancing and the compounding of each day's return over time, the return of the Fund for periods longer than a single day will be the result of each day's returns compounded over the period, which will very likely differ from 200% of the return of the Index over the same period. The Fund will lose money if the Index performance is flat over time, and as a result of daily rebalancing, the Index's volatility and the effects of compounding, it is even possible that the Fund will lose money over time while the Index's performance increases over a period longer than a single day.

Principal Investment Risks

An investment in the Fund entails risk. The Fund may not achieve its leveraged investment objective and there is a risk that you could lose all of your money invested in the Fund. The Fund is not a complete investment program. In addition, the Fund presents risks not traditionally associated with other mutual funds and ETFs. It is important that investors closely review all of the risks listed below and understand them before making an investment in the Fund.

Effects of Compounding and Market Volatility Risk - The Fund has a daily leveraged investment objective and the Fund's performance for periods greater than a trading day will be the result of each day's returns compounded over the period, which is very likely to differ from 200% of the

Index's performance, before fees and expenses. Compounding affects all investments, but has a more significant impact on funds that are leveraged and that rebalance daily. For a leveraged Fund, if adverse daily performance of the Index reduces the amount of a shareholder's investment, any further adverse daily performance will lead to a smaller dollar loss because the shareholder's investment had already been reduced by the prior adverse performance. Equally, however, if favorable daily performance of the Index increases the amount of a shareholder's investment, the dollar amount lost due to future adverse performance will increase because the shareholder's investment has increased.

The effect of compounding becomes more pronounced as Index volatility and the holding period increase. The impact of compounding will impact each shareholder differently depending on the period of time an investment in the Fund is held and the volatility of the Index during shareholder's holding period of an investment in the Fund.

The chart below provides examples of how Index volatility could affect the Fund's performance. Fund performance for periods greater than one single day can be estimated given any set of assumptions for the following factors: a) Index volatility; b) Index performance; c) period of time; d) financing rates associated with leveraged exposure; e) other Fund expenses; and f) dividends or interest paid with respect to securities in the Index. The chart below illustrates the impact of two principal factors – Index volatility and Index performance – on Fund performance. The chart shows estimated Fund returns for a number of combinations of Index volatility and Index performance over a one-year period. Performance shown in the chart assumes that: (i) no dividends were paid with respect to the securities included in the Index; (ii) there were no Fund expenses; and (iii) borrowing/lending rates (to obtain leveraged exposure) of 0%. If Fund expenses and/or actual borrowing/lending rates were reflected, the estimated returns would be different than those shown. Particularly during periods of higher Index volatility, compounding will cause results for periods longer than a trading day to vary from 200% of the performance of the Index.

As shown in the chart below, the Fund would be expected to lose 6.1% if the Index provided no return over a one year period during which the Index experienced annualized volatility of 25%. At higher ranges of volatility, there is a chance of a significant loss of value in the Fund, even if the Index's return is flat. **For instance, if the Index's annualized volatility is 100%, the Fund would be expected to lose 63.2% of its value, even if the cumulative Index return for the year was 0%.** Areas shaded red (or dark gray) represent those scenarios where the Fund can be expected to return less than 200% of the performance of the Index and those shaded green (or light gray) represent those scenarios where the Fund can be expected to return more than 200% of the performance of the Index. The Fund's actual returns may be significantly better or worse than the returns shown below as a result of any of the factors discussed above or in "Daily Index Correlation/Tracking Risk" below.

One Year Index	200% One Year Index	Volatility Rate				
		Return	10%	25%	50%	75%
-60%	-120%	-84.2%	-85.0%	-87.5%	-90.9%	-94.1%
-50%	-100%	-75.2%	-76.5%	-80.5%	-85.8%	-90.8%
-40%	-80%	-64.4%	-66.2%	-72.0%	-79.5%	-86.8%
-30%	-60%	-51.5%	-54.0%	-61.8%	-72.1%	-82.0%
-20%	-40%	-36.6%	-39.9%	-50.2%	-63.5%	-76.5%
-10%	-20%	-19.8%	-23.9%	-36.9%	-53.8%	-70.2%
0%	0%	-1.0%	-6.1%	-22.1%	-43.0%	-63.2%
10%	20%	19.8%	13.7%	-5.8%	-31.1%	-55.5%
20%	40%	42.6%	35.3%	12.1%	-18.0%	-47.0%
30%	60%	67.3%	58.8%	31.6%	-3.7%	-37.8%
40%	80%	94.0%	84.1%	52.6%	11.7%	-27.9%
50%	100%	122.8%	111.4%	75.2%	28.2%	-17.2%
60%	120%	153.5%	140.5%	99.4%	45.9%	-5.8%

The Index's annualized historical volatility rate for the period from March 29, 2019 (the inception date of the Index) to December 31, 2020 was 33.56%. The Index's highest volatility rate for any one calendar year for the period from March 29, 2019 through December 31, 2020 was 40.01% and volatility for a shorter period of time may have been substantially higher. The Index's annualized performance for the period from March 29, 2019 to December 31, 2020 was 49.21%. Historical Index volatility and performance are not indications of what the Index volatility and performance will be in the future. The volatility of ETFs or instruments that reflect the value of the Index, such as swaps, may differ from the volatility of the Index.

For information regarding the effects of volatility and Index performance on the long-term performance of the Fund, see "Additional Information Regarding Investment Techniques and Policies" in the Fund's statutory prospectus, and "Leverage - Special Note Regarding the Correlation Risks of the Funds" in the Fund's Statement of Additional Information.

Leverage Risk — The Fund obtains investment exposure in excess of its net assets by utilizing leverage and may lose more money in market conditions that are adverse to its investment objective than a fund that does not utilize leverage. An investment in the Fund is exposed to the risk that a decline in the daily performance of the Index will be magnified. This means that an investment in the Fund will be reduced by an amount equal to 2% for every 1% daily decline in the Index, not including the costs of financing leverage and other operating expenses, which would further reduce its value. The Fund could theoretically lose an amount greater than its net assets in the event of an Index decline of more than 50%. Leverage will also have the effect of magnifying any differences in the Fund's correlation with the Index.

Due to the limited availability of necessary investments or financial instruments, the Fund could, among other things, as a defensive measure, limit or suspend creations or redemptions of Creation Units until the Adviser determines that the requisite exposure to the Index is obtainable. During the period that creation or redemptions are affected, the Fund's shares could trade at a significant premium or discount to their net asset value or the bid-ask spread of the Fund's

shares could widen significantly. In the case of a period during which creations are suspended, the Fund could experience significant redemptions, which may cause the Fund to sell portfolio securities at unfavorable prices and increased transaction and other costs and make greater taxable distributions to shareholders of the Fund. The Fund may also change its investment objective by, for example, seeking to track an alternative index, or lowering its leverage multiple or the Fund could close.

Derivatives Risk — Derivatives are financial instruments that derive value from the underlying reference asset or assets, such as stocks, bonds, or funds (including ETFs), interest rates or indexes. The Fund's investments in derivatives may pose risks in addition to, and greater than, those associated with directly investing in securities or other ordinary investments, including risk related to the market, leverage, imperfect daily correlations with underlying investments or the Fund's other portfolio holdings, higher price volatility, lack of availability, counterparty risk, liquidity, valuation and legal restrictions. The use of derivatives is a highly specialized activity that involves investment techniques and risks different from those associated with ordinary portfolio securities transactions. The use of derivatives may result in larger losses or smaller gains than directly investing in securities. When the Fund uses derivatives, there may be imperfect correlation between the value of the reference assets and the derivative, which may prevent the Fund from achieving its investment objective. Because derivatives often require only a limited initial investment, the use of derivatives may expose the Fund to losses in excess of those amounts initially invested.

The Fund may use a combination of swaps on the Index and swaps on an ETF whose investment objective is to track the performance of the same or a substantially similar index to achieve its investment objective. The reference ETF may not closely track the performance of the Index due to fees and other costs borne by the ETF and other factors, such as an ETF's premium or discount. Thus, to the extent that the Fund invests in swaps that use an ETF as a reference asset, the Fund may be subject to greater correlation risk and may not achieve as high a degree of correlation with the Index as it would if the Fund used swaps that utilized the Index as the reference asset. Any financing, borrowing or other costs associated with using derivatives may also reduce the Fund's return.

In addition, the Fund's investments in derivatives are subject to the following risks:

- **Swap Agreements.** Swap agreements are entered into primarily with major global financial institutions for a specified period, which may range from one day to more than one year. The swap agreements in which the Fund invests are generally traded in the over-the-counter market, which generally has less transparency than exchange-traded derivatives instruments. In a standard swap transaction, two parties agree to exchange the return (or differentials in rates of return) earned or realized on particular predetermined reference assets or underlying securities or instruments. The gross return to be exchanged or swapped between the parties is calculated based on a

notional amount or the return on or change in value of a particular dollar amount invested in a basket of securities representing a particular index or an ETF that seeks to track an index.

If the Index has a dramatic move that causes a material decline in the Fund's net assets, the terms of a swap agreement between the Fund and its counterparty may permit the counterparty to immediately close out the swap transaction with the Fund. In that event, the Fund may be unable to enter into another swap agreement or invest in other derivatives to achieve exposure consistent with the Fund's investment objective. This may prevent the Fund from achieving its leveraged investment objective, even if the Index later reverses all or a portion of its movement. This may result in the value of an investment in the Fund changing quickly and without warning.

- **Futures Contracts.** Futures contracts are typically exchange-traded contracts that call for the future delivery of an asset at a certain price and date, or cash settlement of the terms of the contract. There may be an imperfect correlation between the changes in market value of the securities held by the Fund and the prices of futures contracts. There may not be a liquid secondary market for the futures contracts and the Fund may not be able to enter into a closing transaction. Regulations may also limit the number of positions that can be held or controlled by the Fund or the Adviser, thus limiting the ability of the Fund to implement its leveraged investment strategy. Futures markets are highly volatile and the use of futures may increase the Fund's volatility. The value of an investment in the Fund may change quickly and without warning.

Counterparty Risk — A counterparty may be unwilling or unable to make timely payments to meet its contractual obligations or may fail to return holdings that are subject to the agreement with the counterparty. If the counterparty or its affiliate becomes insolvent, bankrupt or defaults on its payment obligations to the Fund, the value of an investment held by the Fund may decline. Additionally, if any collateral posted by the counterparty for the benefit of the Fund is insufficient or there are delays in the Fund's ability to access such collateral, the Fund may not be able to achieve its leveraged investment objective. The Fund may also not be able to exercise remedies, such as the termination of transactions, netting of obligations and realization on collateral if such remedies are stayed or eliminated under special resolutions adopted in the United States, the European Union and various other jurisdictions.

In addition, the Fund may enter into swap agreements with a limited number of counterparties, which may increase the Fund's exposure to counterparty credit risk. Further, there is a risk that no suitable counterparties will be willing to enter into, or continue to enter into, transactions with the Fund and, as a result, the Fund may not be able to achieve its leveraged investment objective or may decide to change its leveraged investment objective.

Rebalancing Risk — If for any reason the Fund is unable to rebalance all or a part of its portfolio, or if all or a portion of the portfolio is rebalanced incorrectly, the Fund's

investment exposure may not be consistent with its investment objective. In these instances, the Fund may have investment exposure to the Index that is significantly greater or significantly less than its stated multiple. The Fund may be more exposed to leverage risk than if it had been properly rebalanced and may not achieve its investment objective, leading to significantly greater losses or reduced gains.

Intra-Day Investment Risk - The Fund seeks leveraged investment results from the close of the market on a given trading day until the close of the market on the subsequent trading day. The exact exposure of an investment in the Fund intraday in the secondary market is a function of the difference between the value of the Index at the market close on the first trading day and the value of the Index at the time of purchase. If the Index gains value, the Fund's net assets will rise by the same amount as the Fund's exposure. Conversely, if the Index declines, the Fund's net assets will decline by the same amount as the Fund's exposure. Thus, an investor that purchases shares intra-day may experience performance that is greater than, or less than, the Fund's stated multiple of the Index.

If there is a significant intra-day market event and/or the securities of the Index experience a significant decrease, the Fund may not meet its investment objective, be able to rebalance its portfolio appropriately, or may experience significant premiums or discounts, or widened bid-ask spreads. Additionally, the Fund may close to purchases and sales of Shares prior to the close of trading on the Exchange and incur significant losses.

Daily Index Correlation/Tracking Risk - There is no guarantee that the Fund will achieve a high degree of correlation to the Index and therefore achieve its daily leveraged investment objective. The Fund's exposure to the Index is impacted by the Index's movement. Because of this, it is unlikely that the Fund will be perfectly exposed to the Index at the end of each day. The possibility of the Fund being materially over- or under-exposed to the Index increases on days when the Index is volatile near the close of the trading day. Market disruptions, regulatory restrictions and high volatility will also adversely affect the Fund's ability to adjust exposure to the required levels.

The Fund may have difficulty achieving its daily leveraged investment objective due to fees, expenses, transaction costs, financing costs related to the use of derivatives, investments in ETFs, directly or indirectly, income items, valuation methodology, accounting standards, regulatory reasons (such as, diversification requirements) and disruptions or illiquidity in the markets for the securities or derivatives held by the Fund. The Fund may be subject to large movements of assets into and out of the Fund, potentially resulting in the Fund being over- or under-exposed to the Index. The Fund may not have investment exposure to all of the securities in the Index or its weighting of investment exposure to the securities may be different from that of the Index. In addition, the Fund may invest in securities that are not included in the Index. The Fund may also invest directly in or use other investment companies, such as ETFs, which may result in increased tracking error for the Fund. Additionally, an ETF's performance may differ from the index it tracks, thus resulting

in additional tracking error for the Fund. Activities surrounding periodic Index reconstitutions and other Index rebalancing events may also hinder the Fund's ability to meet its daily leveraged investment objective. For example, the Fund may take or refrain from taking positions to improve tax efficiency or to comply with various regulatory restrictions, which may negatively impact the Fund's correlation to the Index. Any of these factors could decrease correlation between the performance of the Fund and the Index and may hinder the Fund's ability to meet its daily investment objective.

Other Investment Companies (including ETFs) Risk —

The Fund may invest directly in another investment company by purchasing shares of the investment company or indirectly by utilizing an investment company as the reference asset of a derivative instrument. By investing in another investment company, including an ETF, the Fund becomes a shareholder of that investment company and as a result, Fund shareholders indirectly bear the Fund's proportionate share of the fees and expenses of the other investment company, in addition to the fees and expenses of the Fund's own operations. As a shareholder, the Fund must rely on the other investment company to achieve its investment objective. The Fund's performance may be magnified positively or negatively by virtue of its investment in other investment companies. If the other investment company fails to achieve its investment objective, the value of the Fund's investment will not perform as expected, thus affecting the Fund's performance and its correlation with the Index. In addition, because shares of ETFs are listed and traded on national stock exchanges, their shares may trade at a discount or a premium to an ETF's net asset value, and an ETF's market price may be more or less than the value of the index that the ETF tracks especially during periods of market volatility or disruption. Because the Fund transacts and prices its direct or indirect investments in ETFs at market price, the Fund's use of ETFs could have an adverse impact on the Fund's ability to achieve its investment objective. Investments in such shares may be subject to brokerage and other trading costs, which could result in greater expenses to the Fund. Finally, depending on the demand in the market, the Fund may not be able to liquidate its holdings in ETFs at an optimal price or time, which may adversely affect the Fund's performance.

Natural Disaster/Epidemic and Market Disruption Risk —

Natural or environmental disasters, such as earthquakes, fires, floods, hurricanes, and tsunamis and widespread disease, including pandemics and epidemics have been and can be highly disruptive to economies and markets and have recently led, and may continue to lead to increased market volatility and significant market losses. Such natural disasters and health crises could exacerbate political, social and economic risks, and result in significant breakdowns, delays, shutdowns, social isolation, and other disruptions to important global, local and regional supply chains. A climate of uncertainty and panic, including the contagion of infectious viruses and diseases, may adversely affect global, regional, and local economies and reduce the availability of potential investment opportunities, and increases the difficulty of performing due diligence and modeling market conditions, potentially reducing the accuracy of financial projections. A widespread crisis would also affect the global economy in ways that

cannot necessarily be foreseen. Adverse effects may be more pronounced for developing or emerging market countries that have less established health care systems. How long such events will last and whether they will continue or recur cannot be predicted.

Significant market volatility and market downturns may limit the Fund's ability to sell securities and obtain long exposure to securities, and the Fund's sales and long exposures may exacerbate the market volatility and downturn. Under such circumstances, the Fund may have difficulty achieving its investment objective for one or more trading days, which may adversely impact the Fund's returns on those days and periods inclusive of those days. Alternatively, the Fund may incur higher costs (including swap financing costs) in order to achieve its investment objective and may be forced to purchase and sell securities (including other ETFs' shares) at market prices that do not represent their fair value (including in the case of an ETF, its net asset value) or at times that result in differences between the price the Fund receives for the security or the value of the swap exposure and the market closing price of the security or the market closing value of the swap exposure. Under those circumstances, the Fund's ability to track its Index is likely to be adversely affected, the market price of Fund shares may reflect a greater premium or discount to net asset value and bid-ask spreads in the Fund's shares may widen, resulting in increased transaction costs for secondary market purchasers and sellers. The Fund may also incur additional tracking error due to the use of futures contracts or other securities that are not perfectly correlated to the Index.

The recent pandemic spread of the novel coronavirus known as COVID-19 has proven to be a market disrupting event. The impact of this virus, like other pandemics that may arise in the future, has negatively affected, and may continue to negatively affect, the economies of many nations, companies, and the global securities and commodities markets, including by reducing liquidity in the markets. It is impossible to predict the full effects, durations and costs of the COVID-19 pandemic.

Market Risk — Turbulence in financial markets and reduced liquidity in equity, credit and fixed income markets may negatively affect many issuers worldwide, which could have an adverse effect on the Fund.

Historically, market cycles have included long term positive and negative periods. Since approximately 2008, the market has largely moved upward and accordingly, the market may be poised for a correction or downturn.

Cloud Computing Company Risk — Cloud Computing companies may have limited product lines, markets, financial resources or personnel. These companies typically face intense competition and potentially rapid product obsolescence. In addition, many Cloud Computing companies store sensitive consumer information and could be the target of cybersecurity attacks and other types of theft, which could have a negative impact on these companies. As a result, these companies may be adversely impacted by government regulations, and may be subject to additional regulatory oversight with regard to privacy concerns and cybersecurity risk. These companies are also heavily dependent on intellectual property rights

and may be adversely affected by loss or impairment of those rights. Cloud Computing companies could be negatively impacted by disruptions in service caused by hardware or software failure, or by interruptions or delays in service by third-party data center hosting facilities and maintenance providers. Cloud Computing companies, especially smaller companies, tend to be more volatile than companies that do not rely heavily on technology.

Information Technology Sector Risk — The value of stocks of information technology companies and companies that rely heavily on technology is particularly vulnerable to rapid changes in technology product cycles, rapid product obsolescence, government regulation, and competition, both domestically and internationally, including competition from competitors with lower production costs. In addition, many information technology companies have limited product lines, markets, financial resources or personnel. The prices of information technology companies and companies that rely heavily on technology, especially those of smaller, less-seasoned companies, tend to be more volatile and less liquid than the overall market. Information technology companies are heavily dependent on patent and intellectual property rights, the loss or impairment of which may adversely affect profitability. Additionally, companies in the information technology sector may face dramatic and often unpredictable changes in growth rates and competition for the services of qualified personnel.

Large-Capitalization Company Risk — Large-capitalization companies may be less able to adapt to changing market conditions or to respond quickly to competitive challenges or to changes in business, product, financial, or market conditions and may not be able to maintain growth at rates that may be achieved by well-managed smaller and mid-size companies, which may affect the companies' returns.

Small- and/or Mid-Capitalization Company Risk — Small- and mid-capitalization companies often have narrower markets for their goods and/or services and more limited managerial and financial resources and often have limited product lines, services, markets, financial resources or are dependent on a small management group. Because these stocks are not well-known to the investing public, do not have significant institutional ownership and are followed by relatively few security analysts, there will normally be less publicly available information concerning these securities compared to what is available for the securities of larger companies. Adverse publicity and investor perceptions, whether or not based on fundamental analysis, can decrease the value and liquidity of securities held by the Fund resulting in more volatile performance. These companies may face greater risk of business failure, which could increase the volatility of the Fund's portfolio.

Index Strategy Risk — The Fund is linked to an Index maintained by a third party provider unaffiliated with the Fund. Securities held by the Fund will generally not be bought or sold in response to market fluctuations and may be concentrated in a particular industry if the Index is so concentrated. The Fund will generally not sell a security because its issuer is in financial trouble or its value has declined,

unless that holding is removed or is anticipated to be removed from the Index.

The Index relies on various sources of information to assess the securities included in the Index, including information that may be based on assumptions or estimates and there is no guarantee that the methodology utilized by the Index Provider will result in the Index achieving positive returns. There is no assurance that the Index Provider's calculation methodology or sources of information will provide an accurate assessment of the Index's securities. The Index may also underperform other asset classes or similar indices. Errors in Index data, Index computations or the construction of the Index in accordance with its methodology may occur from time to time and may not be identified and corrected by the Index Provider for a period of time or at all, which may have an adverse impact on the Fund and its shareholders.

The Fund's daily performance may deviate from a multiple of the daily return of the Index due to legal restrictions or limitations, certain listing standards of the Fund's Exchange, a lack of liquidity of the securities in the Index, potential adverse tax consequences or other regulatory reasons (diversification requirements).

Liquidity Risk — Some securities held by the Fund, including derivatives, may be difficult to sell or be illiquid, particularly during times of market turmoil. Markets for securities or financial instruments could be disrupted by a number of events, including, but not limited to, an economic crisis, natural disasters, epidemics/pandemics, new legislation or regulatory changes inside or outside the United States. Illiquid securities may be difficult to value, especially in changing or volatile markets. If the Fund is forced to sell an illiquid security at an unfavorable time or price, the Fund may be adversely impacted. Certain market conditions or restrictions, such as market rules related to short sales, may prevent the Fund from limiting losses, realizing gains or achieving a high correlation with its Index. There is no assurance that a security that is deemed liquid when purchased will continue to be liquid. Market illiquidity may cause losses for the Fund. To the extent that the Index value increases or decreases significantly, the Fund may be one of many market participants that are attempting to transact in the securities of the Index. Under such circumstances, the market for securities of the Index may lack sufficient liquidity for all market participants' trades. Therefore, the Fund may have more difficulty transacting in the securities or financial instruments and the Fund's transactions could exacerbate the price changes of the securities of the Index and may impact the ability of the Fund to achieve its investment objective.

Early Close/Trading Halt Risk — An exchange or market may close or issue trading halts on specific securities, or the ability to buy or sell certain portfolio securities or financial instruments may be restricted, which may result in the Fund being unable to buy or sell certain securities or financial instruments. In such circumstances, the Fund may be unable to rebalance its portfolio, may be unable to accurately price its investments, may incur significant tracking differences with its Index, may incur substantial losses and may limit or stop purchases of the Fund. If there is a significant intra-day

market event and/or the securities of the Index experience a significant increase or decrease, the Fund may not meet its investment objective or rebalance its portfolio appropriately. Additionally, the Fund may close to purchases and sales of Shares prior to the close of regular trading on the NYSE Arca, Inc. and incur significant losses.

Equity Securities Risk — Investments in, and/or exposure to, publicly issued equity securities, including common stocks, are subject to market risks that may cause their prices to fluctuate over time. Fluctuations in the value of equity securities in which the Fund invests will cause the net asset value of the Fund to fluctuate.

High Portfolio Turnover Risk - Daily rebalancing of the Fund's holdings pursuant to its daily investment objective causes a much greater number of portfolio transactions when compared to most ETFs. Additionally, active market trading of the Fund's Shares on such exchanges as the NYSE Arca, Inc., could cause more frequent creation and redemption activities, which could increase the number of portfolio transactions. Frequent and active trading may lead to higher transaction costs because of increased broker commissions resulting from such transactions. In addition, there is the possibility of significantly increased short-term capital gains (which will be taxable to shareholders as ordinary income when distributed to them). The Fund calculates portfolio turnover without including the short-term cash instruments or derivative transactions that comprise the majority of the Fund's trading. As such, if the Fund's extensive use of derivative instruments were reflected, the calculated portfolio turnover rate would be significantly higher.

Non-Diversification Risk — The Fund is non-diversified, which means it invests a high percentage of its assets in a limited number of securities. Its net asset value and total return may fluctuate more or fall greater in times of weaker markets than a diversified fund.

Securities Lending Risk — Securities lending involves the risk that the Fund may lose money because the borrower of the loaned securities fails to return the securities in a timely manner or at all. The Fund could also lose money in the event of a decline in the value of collateral provided for loaned securities, a decline in the value of any investments made with cash collateral, or a "gap" between the return on cash collateral reinvestments and any fees the Fund has agreed to pay a borrower. These events could also trigger adverse tax consequences for the Fund.

Special Risks of Exchange-Traded Funds

Authorized Participants Concentration Risk. The Fund may have a limited number of financial institutions that may act as Authorized Participants. To the extent that those Authorized Participants exit the business or are unable to process creation and/or redemption orders, Shares may trade at larger bid-ask spreads and/or premiums or discounts to net asset value. Authorized Participant concentration risk may be heightened for a fund that invests in non-U.S. securities or other securities or instruments that have lower trading volumes.

Market Price Variance Risk. Fund Shares are listed for trading on NYSE Arca and can be bought and sold in the secondary

market at market prices rather than at net asset value. The market prices of Shares will fluctuate in response to changes in the value of the Fund's holdings and supply and demand for Shares. Shareholders that purchase or sell Shares on the secondary market may trade Shares at a price greater than net asset value (a premium) or less than net asset value (a discount). There may be times when the market price and the net asset value vary significantly. The Fund's investment results are measured based upon the daily net asset value of the Fund over a period of time. Investors purchasing and selling Shares in the secondary market may not experience the same investment results as experienced by those creating and redeeming Shares at net asset value. There is no guarantee that an active secondary market will develop for Shares. To the extent that exchange specialists, market makers, Authorized Participants, or other participants are unavailable or unable to trade the Fund's Shares and/or create or redeem Creation Units, market disruptions or significant market volatility, bid-ask spreads and premiums or discounts may widen.

Fund Shares Trading Risk/Bid-Ask Spread Risk. Investments in Fund shares are subject to risks as a result of their trading in the secondary market. For example, investors transacting in the secondary market may incur costs as a result of there being a (potentially significant) spread (or difference) between the price that purchasers are willing to pay for shares (the bid) and the price at which sellers are willing to sell shares (the ask). This spread, which is known as a bid-ask spread, will vary based on, among other things, market demand for shares, the liquidity of the Fund portfolio and other factors. In addition, like other securities that are listed on an exchange, Fund shares can be sold short. Accordingly, their price can be volatile and they can be subject to pressure from short sales. Further, trading in all listed securities, including Fund shares, can be halted, including due to market volatility triggering "circuit breaker" rules.

Fund Performance

No prior investment performance is provided for the Fund because it does not have annual returns for at least one full calendar year prior to the date of this Prospectus. Updated performance will be available on the Fund's website at www.direxion.com/etfs?producttab=performance or by calling the Fund toll-free at (866) 476-7523.

Management

Investment Adviser. Rafferty Asset Management, LLC is the Fund's investment adviser.

Portfolio Managers. The following members of Rafferty's investment team are jointly and primarily responsible for the day-to-day management of the Fund:

Portfolio Managers	Years of Service with the Fund	Primary Title
Paul Brigandi	Since Inception in January 2021	Portfolio Manager
Tony Ng	Since Inception in January 2021	Portfolio Manager

Purchase and Sale of Fund Shares

The Fund's individual shares may only be purchased or sold in the secondary market through a broker-dealer or other financial intermediaries at market price rather than at net asset value. The market price of Shares will fluctuate in response to changes in the value of the Fund's holdings and supply and demand for the Shares, which may result in shareholders purchasing or selling the Shares on the secondary market at a market price that is greater than net asset value (a premium) or less than net asset value (a discount). A shareholder may incur costs attributable to the difference between the highest price a buyer is willing to pay for the Fund's Shares (bid) and the lowest price a seller is willing to accept for the Fund's Shares (ask) when buying or selling Shares on the secondary market (the "bid-ask spread") in addition to brokerage commissions. The bid-ask spread may vary over time for Shares based on trading volume and market liquidity. Recent information regarding the Fund Shares such as net asset value, market price, premiums and discounts and bid-ask spreads and related other information is available on the Fund's website, www.direxion.com/etfs?producttab=performance.

The Fund's shares are not individually redeemable by the Fund. The Fund will issue and redeem Shares only to Authorized Participants in exchange for cash or a deposit or delivery of a basket of assets (securities and/or cash) in large blocks, known as creation units, each of which is comprised of 50,000 Shares.

If a market disruption or similar event occurs, making it not reasonably practicable for the Fund to dispose of its securities or to determine its net asset value, the Fund could seek to limit or suspend purchases of creation units. Under such circumstances, the Fund's shares could trade at a significant premium or discount to their net asset value or wide bid-ask spreads and the Fund could experience substantial redemptions, which may cause the Fund to sell portfolio holdings, experience increased transaction costs and make greater taxable distributions. The Fund may seek to change its investment objective by, for example, seeking to track an alternative index or changing its leverage multiplier. The Fund could liquidate all, or a portion of, its assets, which may be at unfavorable prices or the Fund may close.

Tax Information

The Fund intends to make distributions that may be taxed as ordinary income or long-term capital gains. Those distributions will be subject to federal income tax and may also be subject to state and local taxes, unless you are investing through a tax-deferred arrangement, such as a 401(k) plan or an individual retirement account. Distributions or investments made through tax-deferred arrangements may be taxed later upon withdrawal. Distributions by the Fund may be significantly higher than those of most other ETFs.

Payments to Broker-Dealers and Other Financial Intermediaries

If you purchase shares of the Fund through a broker-dealer or other financial intermediary (such as a bank or financial advisor), the Fund and/or its Adviser may pay the intermediary

for the sale of Fund shares and related services. These payments may create a conflict of interest by influencing the broker-dealer or other financial intermediary and your salesperson to recommend the Fund over another investment. Ask your salesperson or visit your financial intermediary's website for more information.

Direxion Daily Cloud Computing Bear 2X Shares

Important Information Regarding the Fund

The Direxion Daily Cloud Computing Bear 2X Shares (the "Fund") seeks **daily inverse leveraged** investment results and is very different from most other exchange-traded funds. As a result, the Fund may be riskier than alternatives that do not use leverage because the Fund's objective is to magnify the daily inverse performance of the Indxx USA Cloud Computing Index (the "Index"). The return for investors that invest for periods longer or shorter than a trading day should not be expected to be -200% of the performance of the Index for the period. The return of the Fund for a period longer than a trading day will be the result of each trading day's compounded return over the period, which will very likely differ from -200% of the return of the Index for that period. Longer holding periods, higher volatility of the Index and leverage increase the impact of compounding on an investor's returns. During periods of higher Index volatility, the volatility of the Index may affect the Fund's return as much as, or more than, the return of the Index.

The Fund is not suitable for all investors. The Fund is designed to be utilized only by knowledgeable investors who understand the potential consequences of seeking daily inverse leveraged (-2X) investment results, understand the risks associated with the use of leverage and shorting and are willing to monitor their portfolios frequently. The Fund is not intended to be used by, and is not appropriate for, investors who do not intend to actively monitor and manage their portfolios. For periods longer than a single day, the Fund will lose money if the Index's performance is flat, and it is possible that the Fund will lose money even if the Index's performance decreases over a period longer than a single day. An investor could lose the full principal value of his/her investment within a single day if the Fund's Index gains more than 50% in one day.

Investment Objective

The Fund seeks daily investment results, before fees and expenses, of 200% of the **inverse (or opposite)** of the daily performance of the Index. **The Fund does not seek to achieve its stated investment objective for a period of time different than a trading day.**

Fees and Expenses of the Fund

This table describes the fees and expenses that you may pay if you buy, hold, and sell shares of the Fund ("Shares"). You may pay other fees, such as brokerage commissions and other fees to financial intermediaries, which are not reflected in the table and example below.

Annual Fund Operating Expenses (expenses that you pay each year as a percentage of the value of your investment)

Management Fees	0.75%
Distribution and/or Service (12b-1) Fees	0.00%
Other Expenses of the Fund ⁽¹⁾	0.22%
Acquired Fund Fees and Expenses ⁽¹⁾	<u>0.12%</u>
Total Annual Fund Operating Expenses	1.09%
Expense Cap/Reimbursement ⁽²⁾	<u>-0.02%</u>
Total Annual Fund Operating Expenses After Expense Cap/Reimbursement	<u>1.07%</u>

- ⁽¹⁾ Estimated for the Fund's current fiscal year.
- ⁽²⁾ Rafferty Asset Management, LLC ("Rafferty" or the "Adviser") has entered into an Operating Expense Limitation Agreement with the Fund. Under the Operating Expense Limitation Agreement, Rafferty has contractually agreed to waive all or a portion of its management fee and/or reimburse the Fund for Other Expenses through September 1, 2022, to the extent that the Fund's Total Annual Fund Operating Expenses exceed 0.95% of the Fund's average daily net assets (excluding, as applicable, among other expenses, taxes, swap financing and related costs, acquired fund fees and expenses, dividends or interest on short positions, other interest expenses, brokerage commissions and extraordinary expenses).

Any expense waiver or reimbursement is subject to recoupment by the Adviser within the three years after the expense was waived/reimbursed only if Total Annual Fund Operating Expenses fall below the lesser of this percentage limitation and any percentage limitation in place at the time the expense was waived/reimbursed.

Example - This example is intended to help you compare the cost of investing in the Fund with the cost of investing in other mutual funds. The example assumes that you invest \$10,000 in the Fund for the time periods indicated and then redeem all of your shares at the end of those periods. The example also assumes that your investment has a 5% return each year and that the Fund's operating expenses remain the same. Although your actual costs may be higher or lower, based on these assumptions your costs would be:

1 Year	3 Years
\$109	\$345

Portfolio Turnover

The Fund pays transaction costs, such as commissions, when it buys and sells securities (or "turns over" its portfolio). A higher portfolio turnover rate may indicate higher transaction costs and may result in higher taxes when Fund shares are held in a taxable account. These costs, which are not reflected in Annual Fund Operating Expenses or in the example, affect the Fund's performance.

Principal Investment Strategy

The Index is provided by Indxx, LLC (the "Index Provider") and includes domestic companies that deliver cloud computing infrastructure, platforms, or services. The companies included in the Index are involved in the delivery of computing services – servers, storage, databases, networking, software, analytics, and more, over the internet, which is often referred to as the "Cloud." The Index Provider has defined cloud computing to include three themes:

- (1) Infrastructure as a service.** The infrastructure as a service category includes companies that provide virtualized

computing resources over the internet and companies that host infrastructure components and include shared resources services like shared storage, shared servers, and storage pools.

(2) **Platform as a service.** The platform as a service category includes companies that provide hardware and software tools that are required for application development and those companies that build and supply a resilient and optimized environment upon which users can install applications and data sets.

(3) **Software as a service.** The software as a service category includes companies that are involved in licensing and delivering software and distribution models that deliver software applications over the internet and are often called web services.

The Index selects stocks that meet the following criteria: listed on a US stock exchange, derive at least 50% of its revenue from activities related to the above themes, have a minimum total market capitalization of \$500 million, a 6-month average daily turnover greater than, or equal to, \$2 million, and have traded on 90% of the eligible trading days of the prior 6-month period. To be included in the Index, all securities must have a free float equivalent to 10% or less of shares outstanding and the securities must be trading at a price less than \$10,000. Components are weighted based on their security-level free float market capitalization and each security is capped at comprising no more than 5% of the Index. The Index is rebalanced and reconstituted annually.

As of December 12, 2020, the Index was comprised of 49 constituents with a median total market capitalization of \$7.9 billion, total market capitalizations ranging from \$929 million to \$241.5 billion, and were concentrated in the information technology sector.

The Fund, under normal circumstances, invests in swap agreements, futures contracts, short positions or other financial instruments that, in combination, provide inverse (opposite) or short leveraged exposure to the Index equal to at least 80% of the Fund's net assets (plus borrowing for investment purposes).

The components of the Index and the percentages represented by various sectors in the Index may change over time. The Fund will concentrate its investment in a particular industry or group of industries (*i.e.*, hold 25% or more of its total assets in investments that provide inverse leveraged exposure to a particular industry or group of industries) to approximately the same extent as the Index is so concentrated.

The Fund may gain inverse leveraged exposure by investing in a combination of financial instruments, such as swaps or futures contracts that provide short exposure to the Index, to a representative sample of the securities in the Index that has aggregate characteristics similar to those of the Index or to an ETF that tracks the same Index or a substantially similar index, or the Fund may short securities of the Index, or short an ETF that tracks the same Index or a substantially similar index. The Fund invests in derivatives as a substitute for directly shorting securities in order to gain inverse leveraged exposure to the Index or its components. When the Fund shorts securities, including the securities of another

investment company, it borrows shares of that security or investment company, which it then sells. The Fund closes out a short sale by purchasing the security that it has sold short and returning that security to the entity that lent the security. On a day-to-day basis, the Fund is expected to hold money market funds, deposit accounts with institutions with high quality credit ratings, and/or short-term debt instruments that have terms-to-maturity of less than 397 days and exhibit high quality credit profiles, including U.S. government securities and repurchase agreements.

The Fund seeks to remain fully invested at all times consistent with its stated inverse leveraged investment objective, but may not always have inverse exposure to all of the securities in the Index, or its weighting of inverse exposure to securities or industries may be different from that of the Index. In addition, the Fund may have inverse exposure to securities, ETFs or financial instruments not included in the Index.

The Fund will attempt to achieve its investment objective without regard to overall market movement or the increase or decrease of the value of the securities in the Index. At the close of the markets each trading day, Rafferty positions the Fund's portfolio so that its exposure to the Index is consistent with the Fund's inverse leveraged investment objective. For example, if the Index has fallen on a given day, net assets of the Fund should rise, meaning that the Fund's exposure will need to be increased. Conversely, if the Index has risen on a given day, net assets of the Fund should fall, meaning the Fund's exposure will need to be reduced and that a shareholder should lose money, a result that is the opposite of traditional index tracking ETFs. This re-positioning strategy may result in high portfolio turnover. The terms "daily," "day," and "trading day," refer to the period from the close of the markets on one trading day to the close of the markets on the next trading day.

The Fund is "non-diversified," meaning that a relatively high percentage of its assets may be invested in a limited number of issuers of securities. Additionally, the Fund's investment objective is not a fundamental policy and may be changed by the Fund's Board of Trustees without shareholder approval.

Because of daily rebalancing and the compounding of each day's return over time, the return of the Fund for periods longer than a single day will be the result of each day's returns compounded over the period, which will very likely differ from -200% of the return of the Index over the same period. The Fund will lose money if the Index performance is flat over time, and as a result of daily rebalancing, the Index's volatility and the effects of compounding, it is even possible that the Fund will lose money over time while the Index's performance decreases over a period longer than a single day.

Principal Investment Risks

An investment in the Fund entails risk. The Fund may not achieve its inverse leveraged investment objective and there is a risk that you could lose all of your money invested in the Fund. The Fund is not a complete investment program. In addition, the Fund presents risks not traditionally associated with other mutual funds and ETFs. It is important that investors

closely review all of the risks listed below and understand them before making an investment in the Fund.

Effects of Compounding and Market Volatility Risk - The Fund has a daily leveraged investment objective and the Fund's performance for periods greater than a trading day will be the result of each day's returns compounded over the period, which is very likely to differ from -200% of the Index's performance, before fees and expenses. Compounding affects all investments, but has a more significant impact on funds that are inverse leveraged and that rebalance daily. For an inverse leveraged Fund, if adverse daily performance of the Index reduces the amount of a shareholder's investment, any further adverse daily performance will lead to a smaller dollar loss because the shareholder's investment had already been reduced by the prior adverse performance. Equally, however, if favorable daily performance of the Index increases the amount of a shareholder's investment, the dollar amount lost due to future adverse performance will increase because the shareholder's investment has increased.

The effect of compounding becomes more pronounced as Index volatility and the holding period increase. The impact of compounding will impact each shareholder differently depending on the period of time an investment in the Fund is held and the volatility of the Index during shareholder's holding period of an investment in the Fund.

The chart below provides examples of how Index volatility could affect the Fund's performance. Fund performance for periods greater than one single day can be estimated given any set of assumptions for the following factors: a) Index volatility; b) Index performance; c) period of time; d) financing rates associated with inverse leveraged exposure; e) other Fund expenses; and f) dividends or interest paid with respect to securities in the Index. The chart below illustrates the impact of two principal factors – Index volatility and Index performance – on Fund performance. The chart shows estimated Fund returns for a number of combinations of Index volatility and Index performance over a one-year period. Performance shown in the chart assumes that: (i) no dividends were paid with respect to the securities included in the Index; (ii) there were no Fund expenses; and (iii) borrowing/lending rates (to obtain inverse leveraged exposure) of 0%. If Fund expenses and/or actual borrowing/lending rates were reflected, the estimated returns would be different than those shown. Particularly during periods of higher Index volatility, compounding will cause results for periods longer than a trading day to vary from -200% of the performance of the Index.

As shown in the chart below, the Fund would be expected to lose 17.1% if the Index provided no return over a one year period during which the Index experienced annualized volatility of 25%. At higher ranges of volatility, there is a chance of a significant loss of value in the Fund, even if the Index's return is flat. **For instance, if the Index's annualized volatility is 100%, the Fund would be expected to lose 95% of its value, even if the cumulative Index return for the year was 0%.** Areas shaded red (or dark gray) represent those scenarios where the Fund can be expected to return less than -200% of the performance of the Index and those shaded green (or light gray) represent those scenarios where

the Fund can be expected to return more than -200% of the performance of the Index. The Fund's actual returns may be significantly better or worse than the returns shown below as a result of any of the factors discussed above or in "Daily Inverse Index Correlation/Tracking Risk" below.

One Year Index Return	-200% One Year Index Return	Volatility Rate				
		10%	25%	50%	75%	100%
-60%	120%	506.5%	418.1%	195.2%	15.6%	-68.9%
-50%	100%	288.2%	231.6%	88.9%	-26.0%	-80.1%
-40%	80%	169.6%	130.3%	31.2%	-48.6%	-86.2%
-30%	60%	98.1%	69.2%	-3.6%	-62.2%	-89.8%
-20%	40%	51.6%	29.5%	-26.2%	-71.1%	-92.2%
-10%	20%	19.8%	2.3%	-41.7%	-77.2%	-93.9%
0%	0%	-3.0%	-17.1%	-52.8%	-81.5%	-95.0%
10%	-20%	-19.8%	-31.5%	-61.0%	-84.7%	-95.9%
20%	-40%	-32.6%	-42.4%	-67.2%	-87.2%	-96.5%
30%	-60%	-42.6%	-50.9%	-72.0%	-89.1%	-97.1%
40%	-80%	-50.5%	-57.7%	-75.9%	-90.6%	-97.5%
50%	-100%	-56.9%	-63.2%	-79.0%	-91.8%	-97.8%
60%	-120%	-62.1%	-67.6%	-81.5%	-92.8%	-98.1%

The Index's annualized historical volatility rate for the period from March 29, 2019 (the inception date of the Index) to December 31, 2020 was 33.56%. The Index's highest volatility rate for any one calendar year for the period from March 29, 2019 through December 31, 2020 was 40.01% and volatility for a shorter period of time may have been substantially higher. The Index's annualized performance for the period from March 29, 2019 to December 31, 2020 was 49.21%. Historical Index volatility and performance are not indications of what the Index volatility and performance will be in the future. The volatility of ETFs or instruments that reflect the value of the Index, such as swaps, may differ from the volatility of the Index.

For information regarding the effects of volatility and Index performance on the long-term performance of the Fund, see "Additional Information Regarding Investment Techniques and Policies" in the Fund's statutory prospectus, and "Leverage - Special Note Regarding the Correlation Risks of the Funds" in the Fund's Statement of Additional Information.

Leverage Risk — The Fund obtains investment exposure in excess of its net assets by utilizing leverage and may lose more money in market conditions that are adverse to its investment objective than a fund that does not utilize leverage. An investment in the Fund is exposed to the risk that a rise in the daily performance of the Index will be magnified. This means that an investment in the Fund will be reduced by an amount equal to 2% for every 1% daily rise in the Index, not including the costs of financing leverage and other operating expenses, which would further reduce its value. The Fund could theoretically lose an amount greater than its net assets in the event of an Index rise of more than 50%. Leverage will also have the effect of magnifying any differences in the Fund's correlation with the Index.

Due to the limited availability of necessary investments or financial instruments, the Fund could, among other things, as a defensive measure, limit or suspend creations or redemptions of Creation Units until the Adviser determines

that the requisite exposure to the Index is obtainable. During the period that creation or redemptions are affected, the Fund's shares could trade at a significant premium or discount to their net asset value or the bid-ask spread of the Fund's shares could widen significantly. In the case of a period during which creations are suspended, the Fund could experience significant redemptions, which may cause the Fund to sell portfolio securities at unfavorable prices and increased transaction and other costs and make greater taxable distributions to shareholders of the Fund. The Fund may also change its investment objective by, for example, seeking to track an alternative index, or lowering its leverage multiple or the Fund could close.

Derivatives Risk — Derivatives are financial instruments that derive value from the underlying reference asset or assets, such as stocks, bonds, or funds (including ETFs), interest rates or indexes. The Fund's investments in derivatives may pose risks in addition to, and greater than, those associated with directly shorting securities or other ordinary investments, including risk related to the market, leverage, imperfect daily correlations with underlying investments or the Fund's other portfolio holdings, higher price volatility, lack of availability, counterparty risk, liquidity, valuation and legal restrictions. The use of derivatives is a highly specialized activity that involves investment techniques and risks different from those associated with ordinary portfolio securities transactions. The use of derivatives may result in larger losses or smaller gains than directly shorting securities. When the Fund uses derivatives, there may be imperfect correlation between the value of the reference assets and the derivative, which may prevent the Fund from achieving its investment objective. Because derivatives often require only a limited initial investment, the use of derivatives may expose the Fund to losses in excess of those amounts initially invested.

The Fund may use a combination of swaps on the Index and swaps on an ETF whose investment objective is to track the performance of the same or a substantially similar index to achieve its investment objective. The reference ETF may not closely track the performance of the Index due to fees and other costs borne by the ETF and other factors, such as an ETF's premium or discount. Thus, to the extent that the Fund invests in swaps that use an ETF as a reference asset, the Fund may be subject to greater correlation risk and may not achieve as high a degree of inverse correlation with the Index as it would if the Fund used swaps that utilized the Index as the reference asset. Any financing, borrowing or other costs associated with using derivatives may also reduce the Fund's return.

In addition, the Fund's investments in derivatives are subject to the following risks:

- **Swap Agreements.** Swap agreements are entered into primarily with major global financial institutions for a specified period, which may range from one day to more than one year. The swap agreements in which the Fund invests are generally traded in the over-the-counter market, which generally has less transparency than exchange-traded derivatives instruments. In a standard swap transaction, two parties agree to exchange the return (or differentials in rates of return) earned or realized on particular

predetermined reference assets or underlying securities or instruments. The gross return to be exchanged or swapped between the parties is calculated based on a notional amount or the return on or change in value of a particular dollar amount invested in a basket of securities representing a particular index or an ETF that seeks to track an index.

If the Index has a dramatic move that causes a material decline in the Fund's net assets, the terms of a swap agreement between the Fund and its counterparty may permit the counterparty to immediately close out the swap transaction with the Fund. In that event, the Fund may be unable to enter into another swap agreement or invest in other derivatives to achieve exposure consistent with the Fund's investment objective. This may prevent the Fund from achieving its inverse leveraged investment objective, even if the Index later reverses all or a portion of its movement. This may result in the value of an investment in the Fund changing quickly and without warning.

- **Futures Contracts.** Futures contracts are typically exchange-traded contracts that call for the future delivery of an asset at a certain price and date, or cash settlement of the terms of the contract. There may be an imperfect correlation between the changes in market value of the securities held by the Fund and the prices of futures contracts. There may not be a liquid secondary market for the futures contracts and the Fund may not be able to enter into a closing transaction. Regulations may also limit the number of positions that can be held or controlled by the Fund or the Adviser, thus limiting the ability of the Fund to implement its inverse leveraged investment strategy. Futures markets are highly volatile and the use of futures may increase the Fund's volatility. The value of an investment in the Fund may change quickly and without warning.

Counterparty Risk — A counterparty may be unwilling or unable to make timely payments to meet its contractual obligations or may fail to return holdings that are subject to the agreement with the counterparty. If the counterparty or its affiliate becomes insolvent, bankrupt or defaults on its payment obligations to the Fund, the value of an investment held by the Fund may decline. Additionally, if any collateral posted by the counterparty for the benefit of the Fund is insufficient or there are delays in the Fund's ability to access such collateral, the Fund may not be able to achieve its inverse leveraged investment objective. The Fund may also not be able to exercise remedies, such as the termination of transactions, netting of obligations and realization on collateral if such remedies are stayed or eliminated under special resolutions adopted in the United States, the European Union and various other jurisdictions.

In addition, the Fund may enter into swap agreements with a limited number of counterparties, which may increase the Fund's exposure to counterparty credit risk. Further, there is a risk that no suitable counterparties will be willing to enter into, or continue to enter into, transactions with the Fund and, as a result, the Fund may not be able to achieve its inverse leveraged investment objective or may decide to change its inverse leveraged investment objective.

Rebalancing Risk — If for any reason the Fund is unable to rebalance all or a part of its portfolio, or if all or a portion of the portfolio is rebalanced incorrectly, the Fund's investment exposure may not be consistent with its investment objective. In these instances, the Fund may have investment exposure to the Index that is significantly greater or significantly less than its stated multiple. The Fund may be more exposed to leverage risk than if it had been properly rebalanced and may not achieve its investment objective, leading to significantly greater losses or reduced gains.

Shorting Risk – A short position is a financial arrangement in which the short position appreciates in value when a reference asset falls in value and depreciates in value when the reference asset rises in value. Over the long term, most assets are expected to rise in value and short positions are expected to depreciate in value. Short positions therefore may be riskier and more speculative than traditional investments.

Obtaining inverse or “short” exposure through the use of derivatives such as swap agreements or futures contracts may expose the Fund to certain risks such as an increase in volatility or decrease in the liquidity of the securities of the underlying short position. If the Fund were to experience this volatility or decreased liquidity, the Fund's return may be lower, the Fund's ability to obtain inverse exposure through the use of derivatives may be limited or the Fund may be required to obtain inverse exposure through alternative investment strategies that may be less desirable or more costly to implement. If the securities underlying the short positions are thinly traded or have a limited market due to various factors, including regulatory action, the Fund may be unable to meet its investment objective due to a lack of available securities or counterparties. The Fund may not be able to issue additional Creation Units during period when it cannot meet its investment objective due to these factors. Any income, dividends or payments by the assets underlying the Fund's short positions will negatively impact the Fund.

Cash Transaction Risk - Unlike most ETFs, the Fund currently intends to effect creations and redemptions principally for cash, rather than principally for in-kind securities, because of the nature of the financial instruments held by the Fund. As a result, the Fund is not expected to be tax efficient and will incur brokerage costs related to buying and selling securities to achieve its investment objective thus incurring additional expenses than other funds that primarily effect creations and redemptions in kind.

Intra-Day Investment Risk - The Fund seeks leveraged investment results from the close of the market on a given trading day until the close of the market on the subsequent trading day. The exact exposure of an investment in the Fund intraday in the secondary market is a function of the difference between the value of the Index at the market close on the first trading day and the value of the Index at the time of purchase. If the Index loses value, the Fund's net assets will rise by the same amount as the Fund's exposure. Conversely, if the Index rises, the Fund's net assets will decline by the same amount as the Fund's exposure. Thus, an investor that purchases shares intra-day may experience performance

that is greater than, or less than, the Fund's stated multiple of the Index.

If there is a significant intra-day market event and/or the securities of the Index experience a significant increase, the Fund may not meet its investment objective, be able to rebalance its portfolio appropriately, or may experience significant premiums or discounts, or widened bid-ask spreads. Additionally, the Fund may close to purchases and sales of Shares prior to the close of trading on the Exchange and incur significant losses.

Daily Inverse Index Correlation/Tracking Risk – Investors will lose money when the Index rises, which is a result that is the opposite from traditional index funds. There is no guarantee that the Fund will achieve a high degree of inverse correlation to the Index and therefore achieve its daily inverse leveraged investment objective. The Fund's exposure to the Index is impacted by the Index's movement. Because of this, it is unlikely that the Fund will be perfectly exposed to the Index at the end of each day. The possibility of the Fund being materially over- or under-exposed to the Index increases on days when the Index is volatile near the close of the trading day. Market disruptions, regulatory restrictions and high volatility will also adversely affect the Fund's ability to adjust exposure to the required levels.

The Fund may have difficulty achieving its daily inverse leveraged investment objective due to fees, expenses, transaction costs, financing costs related to the use of derivatives, income items, valuation methodology, accounting standards and disruptions or illiquidity in the markets for the securities or derivatives held by the Fund. The Fund may not have investment exposure to all securities in the Index, or its weighting of investment exposure to such stocks or industries may be different from that of the Index. The Fund may also have exposure to securities or financial instruments that are not included in the Index. The Fund may also use other investment companies, such as ETFs, as reference assets for derivative instruments, which may result in increased tracking error. Additionally, an ETF's performance may differ from the index it tracks, thus resulting in additional tracking error for the Fund. The Fund may be subject to large movements of assets into and out of the Fund, potentially resulting in the Fund being over- or under-exposed to the Index. Activities surrounding periodic Index reconstitutions and other Index rebalancing events may hinder the Fund's ability to meet its daily inverse leveraged investment objective. For example, the Fund may take or refrain from taking positions to improve tax efficiency or to comply with various regulatory restrictions, which may negatively impact the Fund's inverse correlation to the Index. Any of these Factors could decrease correlation between the performance of the Fund and the Index and may hinder the Fund's ability to meet its daily inverse leveraged investment objective.

Other Investment Companies (including ETFs) Risk — The Fund may invest directly in another investment company by purchasing shares of the investment company or indirectly by utilizing an investment company as the reference asset of a derivative instrument. By investing in another investment company, including an ETF, the Fund becomes a shareholder of that investment company and as a result, Fund shareholders

indirectly bear the Fund's proportionate share of the fees and expenses of the other investment company, in addition to the fees and expenses of the Fund's own operations. As a shareholder, the Fund must rely on the other investment company to achieve its investment objective. The Fund's performance may be magnified positively or negatively by virtue of its investment in other investment companies. If the other investment company fails to achieve its investment objective, the value of the Fund's investment will not perform as expected, thus affecting the Fund's performance and its correlation with the Index. In addition, because shares of ETFs are listed and traded on national stock exchanges, their shares may trade at a discount or a premium to an ETF's net asset value, and an ETF's market price may be more or less than the value of the index that the ETF tracks especially during periods of market volatility or disruption. Because the Fund transacts and prices its direct or indirect investments in ETFs at market price, the Fund's use of ETFs could have an adverse impact on the Fund's ability to achieve its investment objective. Investments in such shares may be subject to brokerage and other trading costs, which could result in greater expenses to the Fund. Finally, depending on the demand in the market, the Fund may not be able to liquidate its holdings in ETFs at an optimal price or time, which may adversely affect the Fund's performance.

Natural Disaster/Epidemic and Market Disruption Risk – Natural or environmental disasters, such as earthquakes, fires, floods, hurricanes, and tsunamis and widespread disease, including pandemics and epidemics have been and can be highly disruptive to economies and markets and have recently led, and may continue to lead to increased market volatility and significant market losses. Such natural disasters and health crises could exacerbate political, social and economic risks, and result in significant breakdowns, delays, shutdowns, social isolation, and other disruptions to important global, local and regional supply chains. A climate of uncertainty and panic, including the contagion of infectious viruses and diseases, may adversely affect global, regional, and local economies and reduce the availability of potential investment opportunities, and increases the difficulty of performing due diligence and modeling market conditions, potentially reducing the accuracy of financial projections. A widespread crisis would also affect the global economy in ways that cannot necessarily be foreseen. Adverse effects may be more pronounced for developing or emerging market countries that have less established health care systems. How long such events will last and whether they will continue or recur cannot be predicted.

Significant market volatility and market downturns may limit the Fund's ability to sell securities and obtain short exposure to securities, and the Fund's sales and short exposures may exacerbate the market volatility and downturn. Under such circumstances, the Fund may have difficulty achieving its investment objective for one or more trading days, which may adversely impact the Fund's returns on those days and periods inclusive of those days. Alternatively, the Fund may incur higher costs (including swap financing costs) in order to achieve its investment objective and may be forced to purchase and sell securities (including other ETFs' shares) at market prices that do not represent their fair value

(including in the case of an ETF, its net asset value) or at times that result in differences between the price the Fund receives for the security or the value of the swap exposure and the market closing price of the security or the market closing value of the swap exposure. Under those circumstances, the Fund's ability to track its Index is likely to be adversely affected, the market price of Fund shares may reflect a greater premium or discount to net asset value and bid-ask spreads in the Fund's shares may widen, resulting in increased transaction costs for secondary market purchasers and sellers. The Fund may also incur additional tracking error due to the use of futures contracts or other securities that are not perfectly correlated to the Index.

The recent pandemic spread of the novel coronavirus known as COVID-19 has proven to be a market disrupting event. The impact of this virus, like other pandemics that may arise in the future, has negatively affected, and may continue to negatively affect, the economies of many nations, companies, and the global securities and commodities markets, including by reducing liquidity in the markets. It is impossible to predict the full effects, durations and costs of the COVID-19 pandemic.

Market Risk — Turbulence in financial markets and reduced liquidity in equity, credit and fixed income markets may negatively affect many issuers worldwide, which could have an adverse effect on the Fund.

Cloud Computing Company Risk — Cloud Computing companies may have limited product lines, markets, financial resources or personnel. These companies typically face intense competition and potentially rapid product obsolescence. In addition, many Cloud Computing companies store sensitive consumer information and could be the target of cybersecurity attacks and other types of theft, which could have a negative impact on these companies. As a result, these companies may be adversely impacted by government regulations, and may be subject to additional regulatory oversight with regard to privacy concerns and cybersecurity risk. These companies are also heavily dependent on intellectual property rights and may be adversely affected by loss or impairment of those rights. Cloud Computing companies could be negatively impacted by disruptions in service caused by hardware or software failure, or by interruptions or delays in service by third-party data center hosting facilities and maintenance providers. Cloud Computing companies, especially smaller companies, tend to be more volatile than companies that do not rely heavily on technology.

Information Technology Sector Risk — The value of stocks of information technology companies and companies that rely heavily on technology is particularly vulnerable to rapid changes in technology product cycles, rapid product obsolescence, government regulation, and competition, both domestically and internationally, including competition from competitors with lower production costs. In addition, many information technology companies have limited product lines, markets, financial resources or personnel. The prices of information technology companies and companies that rely heavily on technology, especially those of smaller, less-seasoned companies, tend to be more volatile and less liquid than the overall market. Information technology

companies are heavily dependent on patent and intellectual property rights, the loss or impairment of which may adversely affect profitability. Additionally, companies in the information technology sector may face dramatic and often unpredictable changes in growth rates and competition for the services of qualified personnel.

Large-Capitalization Company Risk — Large-capitalization companies may be less able to adapt to changing market conditions or to respond quickly to competitive challenges or to changes in business, product, financial, or market conditions and may not be able to maintain growth at rates that may be achieved by well-managed smaller and mid-size companies, which may affect the companies' returns.

Small- and/or Mid-Capitalization Company Risk — Small- and mid-capitalization companies often have narrower markets for their goods and/or services and more limited managerial and financial resources and often have limited product lines, services, markets, financial resources or are dependent on a small management group. Because these stocks are not well-known to the investing public, do not have significant institutional ownership and are followed by relatively few security analysts, there will normally be less publicly available information concerning these securities compared to what is available for the securities of larger companies. Adverse publicity and investor perceptions, whether or not based on fundamental analysis, can decrease the value and liquidity of securities held by the Fund resulting in more volatile performance. These companies may face greater risk of business failure, which could increase the volatility of the Fund's portfolio.

Index Strategy Risk — The Fund is linked to an Index maintained by a third party provider unaffiliated with the Fund. Securities held by the Fund will generally not be bought or sold in response to market fluctuations and may be concentrated in a particular industry if the Index is so concentrated. The Fund will generally not sell a security because its issuer is in financial trouble or its value has declined, unless that holding is removed or is anticipated to be removed from the Index.

The Index relies on various sources of information to assess the securities included in the Index, including information that may be based on assumptions or estimates and there is no guarantee that the methodology utilized by the Index Provider will result in the Index achieving positive returns. There is no assurance that the Index Provider's calculation methodology or sources of information will provide an accurate assessment of the Index's securities. The Index may also underperform other asset classes or similar indices. Errors in Index data, Index computations or the construction of the Index in accordance with its methodology may occur from time to time and may not be identified and corrected by the Index Provider for a period of time or at all, which may have an adverse impact on the Fund and its shareholders.

The Fund's daily performance may deviate from a multiple of the daily return of the Index due to legal restrictions or limitations, certain listing standards of the Fund's Exchange, a lack of liquidity of the securities in the Index, potential

adverse tax consequences or other regulatory reasons (diversification requirements).

Liquidity Risk — Some securities held by the Fund, including derivatives, may be difficult to sell or be illiquid, particularly during times of market turmoil. Markets for securities or financial instruments could be disrupted by a number of events, including, but not limited to, an economic crisis, natural disasters, epidemics/pandemics, new legislation or regulatory changes inside or outside the United States. Illiquid securities may be difficult to value, especially in changing or volatile markets. If the Fund is forced to sell an illiquid security at an unfavorable time or price, the Fund may be adversely impacted. Certain market conditions or restrictions, such as market rules related to short sales, may prevent the Fund from limiting losses, realizing gains or achieving a high correlation with its Index. There is no assurance that a security that is deemed liquid when purchased will continue to be liquid. Market illiquidity may cause losses for the Fund. To the extent that the Index value increases or decreases significantly, the Fund may be one of many market participants that are attempting to transact in the securities of the Index. Under such circumstances, the market for securities of the Index may lack sufficient liquidity for all market participants' trades. Therefore, the Fund may have more difficulty transacting in the securities or financial instruments and the Fund's transactions could exacerbate the price changes of the securities of the Index and may impact the ability of the Fund to achieve its investment objective.

Early Close/Trading Halt Risk — An exchange or market may close or issue trading halts on specific securities, or the ability to buy or sell certain portfolio securities or financial instruments may be restricted, which may result in the Fund being unable to buy or sell certain securities or financial instruments. In such circumstances, the Fund may be unable to rebalance its portfolio, may be unable to accurately price its investments, may incur significant tracking differences with its Index, may incur substantial losses and may limit or stop purchases of the Fund. If there is a significant intra-day market event and/or the securities of the Index experience a significant increase or decrease, the Fund may not meet its investment objective or rebalance its portfolio appropriately. Additionally, the Fund may close to purchases and sales of Shares prior to the close of regular trading on the NYSE Arca, Inc. and incur significant losses.

Equity Securities Risk — Investments in, and/or exposure to, publicly issued equity securities, including common stocks, are subject to market risks that may cause their prices to fluctuate over time. Fluctuations in the value of equity securities in which the Fund invests will cause the net asset value of the Fund to fluctuate.

High Portfolio Turnover Risk - Daily rebalancing of the Fund's holdings pursuant to its daily investment objective causes a much greater number of portfolio transactions when compared to most ETFs. Additionally, active market trading of the Fund's Shares on such exchanges as the NYSE Arca, Inc., could cause more frequent creation and redemption activities, which could increase the number of portfolio transactions. Frequent and active trading may lead to higher

transaction costs because of increased broker commissions resulting from such transactions. In addition, there is the possibility of significantly increased short-term capital gains (which will be taxable to shareholders as ordinary income when distributed to them). The Fund calculates portfolio turnover without including the short-term cash instruments or derivative transactions that comprise the majority of the Fund's trading. As such, if the Fund's extensive use of derivative instruments were reflected, the calculated portfolio turnover rate would be significantly higher.

Non-Diversification Risk — The Fund is non-diversified, which means it invests a high percentage of its assets in a limited number of securities. Its net asset value and total return may fluctuate more or fall greater in times of weaker markets than a diversified fund.

Securities Lending Risk — Securities lending involves the risk that the Fund may lose money because the borrower of the loaned securities fails to return the securities in a timely manner or at all. The Fund could also lose money in the event of a decline in the value of collateral provided for loaned securities, a decline in the value of any investments made with cash collateral, or a "gap" between the return on cash collateral reinvestments and any fees the Fund has agreed to pay a borrower. These events could also trigger adverse tax consequences for the Fund.

Special Risks of Exchange-Traded Funds

Authorized Participants Concentration Risk. The Fund may have a limited number of financial institutions that may act as Authorized Participants. To the extent that those Authorized Participants exit the business or are unable to process creation and/or redemption orders, Shares may trade at larger bid-ask spreads and/or premiums or discounts to net asset value. Authorized Participant concentration risk may be heightened for a fund that invests in non-U.S. securities or other securities or instruments that have lower trading volumes.

Market Price Variance Risk. Fund Shares are listed for trading on NYSE Arca and can be bought and sold in the secondary market at market prices rather than at net asset value. The market prices of Shares will fluctuate in response to changes in the value of the Fund's holdings and supply and demand for Shares. Shareholders that purchase or sell Shares on the secondary market may trade Shares at a price greater than net asset value (a premium) or less than net asset value (a discount). There may be times when the market price and the net asset value vary significantly. The Fund's investment results are measured based upon the daily net asset value of the Fund over a period of time. Investors purchasing and selling Shares in the secondary market may not experience the same investment results as experienced by those creating and redeeming Shares at net asset value. There is no guarantee that an active secondary market will develop for Shares. To the extent that exchange specialists, market makers, Authorized Participants, or other participants are unavailable or unable to trade the Fund's Shares and/or create or redeem Creation Units, market disruptions or significant market volatility, bid-ask spreads and premiums or discounts may widen.

Fund Shares Trading Risk/Bid-Ask Spread Risk. Investments in Fund shares are subject to risks as a result of their trading in the secondary market. For example, investors transacting in the secondary market may incur costs as a result of there being a (potentially significant) spread (or difference) between the price that purchasers are willing to pay for shares (the bid) and the price at which sellers are willing to sell shares (the ask). This spread, which is known as a bid-ask spread, will vary based on, among other things, market demand for shares, the liquidity of the Fund portfolio and other factors. In addition, like other securities that are listed on an exchange, Fund shares can be sold short. Accordingly, their price can be volatile and they can be subject to pressure from short sales. Further, trading in all listed securities, including Fund shares, can be halted, including due to market volatility triggering "circuit breaker" rules.

Fund Performance

No prior investment performance is provided for the Fund because it does not have annual returns for at least one full calendar year prior to the date of this Prospectus. Updated performance will be available on the Fund's website at www.direxion.com/etfs?producttab=performance or by calling the Fund toll-free at (866) 476-7523.

Management

Investment Adviser. Rafferty Asset Management, LLC is the Fund's investment adviser.

Portfolio Managers. The following members of Rafferty's investment team are jointly and primarily responsible for the day-to-day management of the Fund:

Portfolio Managers	Years of Service with the Fund	Primary Title
Paul Brigandi	Since Inception in January 2021	Portfolio Manager
Tony Ng	Since Inception in January 2021	Portfolio Manager

Purchase and Sale of Fund Shares

The Fund's individual shares may only be purchased or sold in the secondary market through a broker-dealer or other financial intermediaries at market price rather than at net asset value. The market price of Shares will fluctuate in response to changes in the value of the Fund's holdings and supply and demand for the Shares, which may result in shareholders purchasing or selling the Shares on the secondary market at a market price that is greater than net asset value (a premium) or less than net asset value (a discount). Additionally, a shareholder may incur costs attributable to the difference between the highest price a buyer is willing to pay for the Fund's Shares (bid) and the lowest price a seller is willing to accept for the Fund's Shares (ask) when buying or selling Shares on the secondary market (the "bid-ask spread") in addition to brokerage commissions. The bid-ask spread may vary over time for Shares based on trading volume and market liquidity. Recent information regarding the Fund Shares such as net asset value, market price, premiums and discounts, bid-ask spreads, and related other information is available on the Fund's website, www.direxion.com/etfs?producttab=performance.

The Fund's shares are not individually redeemable by submitting Shares to the Fund. The Fund will issue and redeem Shares for cash only to Authorized Participants in large blocks, known as creation units, each of which is comprised of 50,000 Shares.

If a market disruption or similar event occurs, making it not reasonably practicable for the Fund to dispose of its securities or to determine its net asset value, the Fund could seek to limit or suspend purchases of creation units. Under such circumstances, the Fund's shares could trade at a significant premium or discount to their net asset value or wide bid-ask spreads and the Fund could experience substantial redemptions, which may cause the Fund to sell portfolio holdings, experience increased transaction costs and make greater taxable distributions. The Fund may seek to change its investment objective by, for example, seeking to track an alternative index or changing its leverage multiplier. The Fund could liquidate all, or a portion of, its assets, which may be at unfavorable prices or the Fund may close.

Tax Information

The Fund intends to make distributions that may be taxed as ordinary income or long-term capital gains. Those distributions will be subject to federal income tax and may also be subject to state and local taxes, unless you are investing through a tax-deferred arrangement, such as a 401(k) plan or an individual retirement account. Distributions or investments made through tax-deferred arrangements may be taxed later upon withdrawal. Distributions by the Fund may be significantly higher than those of most other ETFs.

Payments to Broker-Dealers and Other Financial Intermediaries

If you purchase shares of the Fund through a broker-dealer or other financial intermediary (such as a bank or financial advisor), the Fund and/or its Adviser may pay the intermediary for the sale of Fund shares and related services. These payments may create a conflict of interest by influencing the broker-dealer or other financial intermediary and your salesperson to recommend the Fund over another investment. Ask your salesperson or visit your financial intermediary's website for more information.

Direxion Daily Energy Bull 2X Shares

Important Information Regarding the Fund

The Direxion Daily Energy Bull 2X Shares (formerly, the Direxion Daily Energy Bull 3X Shares) (the "Fund") seeks **daily leveraged** investment results and is very different from most other exchange-traded funds. As a result, the Fund may be riskier than alternatives that do not use leverage because the Fund's objective is to magnify the daily performance of the Energy Select Sector Index (the "Index"). The return for investors that invest for periods longer or shorter than a trading day should not be expected to be 200% of the performance of the Index for the period. The return of the Fund for a period longer than a trading day will be the result of each trading day's compounded return over the period, which will very likely differ from 200% of the return of the Index for that period. Longer holding periods, higher volatility of the Index and leverage increase the impact of compounding on an investor's returns. During periods of higher Index volatility, the volatility of the Index may affect the Fund's return as much as, or more than, the return of the Index.

The Fund is not suitable for all investors. The Fund is designed to be utilized only by knowledgeable investors who understand the potential consequences of seeking daily leveraged (2X) investment results, understand the risks associated with the use of leverage and are willing to monitor their portfolios frequently. The Fund is not intended to be used by, and is not appropriate for, investors who do not intend to actively monitor and manage their portfolios. For periods longer than a single day, the Fund will lose money if the Index's performance is flat, and it is possible that the Fund will lose money even if the Index's performance increases over a period longer than a single day. An investor could lose the full principal value of his/her investment within a single day if the Fund's Index loses more than 50% in one day.

Investment Objective

The Fund seeks daily investment results, before fees and expenses, of 200% of the daily performance of the Index. **The Fund does not seek to achieve its stated investment objective for a period of time different than a trading day.**

Fees and Expenses of the Fund

This table describes the fees and expenses that you may pay if you buy, hold, and sell shares of the Fund ("Shares"). You may pay other fees, such as brokerage commissions and other fees to financial intermediaries, which are not reflected in the table and example below.

Annual Fund Operating Expenses (expenses that you pay each year as a percentage of the value of your investment)

Management Fees	0.75%
Distribution and/or Service (12b-1) Fees	0.00%
Other Expenses of the Fund	0.23%
Acquired Fund Fees and Expenses ⁽¹⁾	<u>0.05%</u>
Total Annual Fund Operating Expenses	1.03%
Expense Cap/Reimbursement ⁽²⁾	<u>-0.03%</u>
Total Annual Fund Operating Expenses After Expense Cap/Reimbursement	<u>1.00%</u>

⁽¹⁾ "Acquired Fund Fees and Expenses" include fees and expenses incurred indirectly by the Fund as a result of investments in other investment companies, including investments in money market funds. Because Acquired Fund Fees and Expenses are not borne directly by the Fund, they will not be reflected in the expense information in the Fund's financial statements and the information presented in the table will differ from that presented in the Fund's financial highlights included in the Fund's reports to shareholders.

⁽²⁾ Rafferty Asset Management, LLC ("Rafferty" or the "Adviser") has entered into an Operating Expense Limitation Agreement with the Fund. Under the Operating Expense Limitation Agreement, Rafferty has contractually agreed to waive all or a portion of its management fee and/or reimburse the Fund for Other Expenses through September 1, 2022, to the extent that the Fund's Total Annual Fund Operating Expenses exceed 0.95% of the Fund's average daily net assets (excluding, as applicable, among other expenses, taxes, swap financing and related costs, acquired fund fees and expenses, dividends or interest on short positions, other interest expenses, brokerage commissions and extraordinary expenses).

Any expense waiver or reimbursement is subject to recoupment by the Adviser within the three years after the expense was waived/reimbursed only if Total Annual Fund Operating Expenses fall below the lesser of this percentage limitation and any percentage limitation in place at the time the expense was waived/reimbursed.

Example - This example is intended to help you compare the cost of investing in the Fund with the cost of investing in other mutual funds. The example assumes that you invest \$10,000 in the Fund for the time periods indicated and then redeem all of your shares at the end of those periods. The example also assumes that your investment has a 5% return each year and that the Fund's operating expenses remain the same. Although your actual costs may be higher or lower, based on these assumptions your costs would be:

1 Year	3 Years	5 Years	10 Years
\$102	\$325	\$566	\$1,257

Portfolio Turnover

The Fund pays transaction costs, such as commissions, when it buys and sells securities (or "turns over" its portfolio). A higher portfolio turnover rate may indicate higher transaction costs and may result in higher taxes when Fund shares are held in a taxable account. These costs, which are not reflected in Annual Fund Operating Expenses or in the example, affect the Fund's performance. During the most recent fiscal year, the Fund's portfolio turnover rate was 72% of the average value of its portfolio. However, this portfolio turnover rate is calculated without regard to cash instruments or derivative transactions. If the Fund's extensive use of derivatives was reflected, the Fund's portfolio turnover rate would be significantly higher.

Principal Investment Strategy

The Index is provided by S&P Dow Jones Indices (the "Index Provider") and includes domestic companies from the energy sector which includes the following industries: oil, gas and consumable fuels; and energy equipment and services. The Index is one of eleven Select Sector Indexes developed and maintained in accordance with the following criteria: (1) each of the stocks in the Index is also a constituent company of the S&P 500® Index; (2) each constituent in the S&P 500® Index is assigned to one of the Select Sector Indexes; and (3) the Index is calculated by the Index Provider using a modified "market capitalization" methodology, which is a hybrid between equal weighting and conventional market capitalization weighting with the weighting capped for the largest stocks included in the Index. This design ensures that each of the component stocks within a Select Sector Index is represented in a proportion consistent with its percentage with respect to the total market capitalization of such Select Sector Index.

As of December 31, 2020, the Index had 25 constituents, which had a median total market capitalization of \$16.7 billion, total market capitalizations ranging from \$4.2 billion to \$174.3 billion and were concentrated in the energy sector.

The Fund, under normal circumstances, invests at least 80% of its net assets (plus borrowing for investment purposes) in financial instruments, such as swap agreements, securities of the Index, and exchange-traded funds ("ETFs") that track the Index and other financial instruments that provide daily leveraged exposure to the Index or to ETFs that track the Index. The financial instruments in which the Fund most commonly invests are swap agreements and futures contracts which are intended to produce economically leveraged investment results.

The components of the Index and the percentages represented by various sectors in the Index may change over time. The Fund will concentrate its investment in a particular industry or group of industries (*i.e.*, hold 25% or more of its total assets in the stocks of a particular industry or group of industries) to approximately the same extent as the Index is so concentrated.

The Fund may invest in the securities of the Index, a representative sample of the securities in the Index that has aggregate characteristics similar to those of the Index, an ETF that tracks the Index or a substantially similar index, and may utilize derivatives, such as swaps or futures on the Index or on an ETF that tracks the same Index or a substantially similar index, that provide leveraged exposure to the above.

The Fund seeks to remain fully invested at all times, consistent with its stated investment objective, but may not always have investment exposure to all of the securities in the Index, or its weighting of investment exposure to securities or industries may be different from that of the Index. In addition, the Fund may invest in securities or financial instruments not included in the Index.

The Fund will attempt to achieve its investment objective without regard to overall market movement or the increase or decrease of the value of the securities in the Index. At the close of the markets each trading day, Rafferty positions

the Fund's portfolio so that its exposure to the Index is consistent with the Fund's investment objective. The impact of the Index's movements during the day will affect whether the Fund's portfolio needs to be re-positioned. For example, if the Index has risen on a given day, net assets of the Fund should rise, meaning that the Fund's exposure will need to be increased. Conversely, if the Index has fallen on a given day, net assets of the Fund should fall, meaning the Fund's exposure will need to be reduced. This re-positioning strategy typically results in high portfolio turnover. On a day-to-day basis, the Fund is expected to hold ETFs and money market funds, deposit accounts with institutions with high quality credit ratings, and/or short-term debt instruments that have terms-to-maturity of less than 397 days and exhibit high quality credit profiles, including U.S. government securities and repurchase agreements.

The terms "daily," "day," and "trading day," refer to the period from the close of the markets on one trading day to the close of the markets on the next trading day. Additionally, the Fund's investment objective is not a fundamental policy and may be changed by the Fund's Board of Trustees without shareholder approval.

Because of daily rebalancing and the compounding of each day's return over time, the return of the Fund for periods longer than a single day will be the result of each day's returns compounded over the period, which will very likely differ from 200% of the return of the Index over the same period. The Fund will lose money if the Index performance is flat over time, and as a result of daily rebalancing, the Index's volatility and the effects of compounding, it is even possible that the Fund will lose money over time while the Index's performance increases over a period longer than a single day.

Principal Investment Risks

An investment in the Fund entails risk. The Fund may not achieve its leveraged investment objective and there is a risk that you could lose all of your money invested in the Fund. The Fund is not a complete investment program. In addition, the Fund presents risks not traditionally associated with other mutual funds and ETFs. It is important that investors closely review all of the risks listed below and understand them before making an investment in the Fund.

Effects of Compounding and Market Volatility Risk - The Fund has a daily leveraged investment objective and the Fund's performance for periods greater than a trading day will be the result of each day's returns compounded over the period, which is very likely to differ from 200% of the Index's performance, before fees and expenses. Compounding affects all investments, but has a more significant impact on funds that are leveraged and that rebalance daily. For a leveraged Fund, if adverse daily performance of the Index reduces the amount of a shareholder's investment, any further adverse daily performance will lead to a smaller dollar loss because the shareholder's investment had already been reduced by the prior adverse performance. Equally, however, if favorable daily performance of the Index increases the amount of a shareholder's investment, the dollar amount lost due to future adverse performance will increase because the shareholder's investment has increased.

The effect of compounding becomes more pronounced as Index volatility and the holding period increase. The impact of compounding will impact each shareholder differently depending on the period of time an investment in the Fund is held and the volatility of the Index during shareholder's holding period of an investment in the Fund.

The chart below provides examples of how Index volatility could affect the Fund's performance. Fund performance for periods greater than one single day can be estimated given any set of assumptions for the following factors: a) Index volatility; b) Index performance; c) period of time; d) financing rates associated with leveraged exposure; e) other Fund expenses; and f) dividends or interest paid with respect to securities in the Index. The chart below illustrates the impact of two principal factors – Index volatility and Index performance – on Fund performance. The chart shows estimated Fund returns for a number of combinations of Index volatility and Index performance over a one-year period. Performance shown in the chart assumes that: (i) no dividends were paid with respect to the securities included in the Index; (ii) there were no Fund expenses; and (iii) borrowing/lending rates (to obtain leveraged exposure) of 0%. If Fund expenses and/or actual borrowing/lending rates were reflected, the estimated returns would be different than those shown. Particularly during periods of higher Index volatility, compounding will cause results for periods longer than a trading day to vary from 200% of the performance of the Index.

As shown in the chart below, the Fund would be expected to lose 6.1% if the Index provided no return over a one year period during which the Index experienced annualized volatility of 25%. At higher ranges of volatility, there is a chance of a significant loss of value in the Fund, even if the Index's return is flat. **For instance, if the Index's annualized volatility is 100%, the Fund would be expected to lose 63.2% of its value, even if the cumulative Index return for the year was 0%.** Areas shaded red (or dark gray) represent those scenarios where the Fund can be expected to return less than 200% of the performance of the Index and those shaded green (or light gray) represent those scenarios where the Fund can be expected to return more than 200% of the performance of the Index. The Fund's actual returns may be significantly better or worse than the returns shown below as a result of any of the factors discussed above or in "Daily Index Correlation/Tracking Risk" below.

One Year Index	200% One Year Index	Volatility Rate				
		Return	10%	25%	50%	75%
-60%	-120%	-84.2%	-85.0%	-87.5%	-90.9%	-94.1%
-50%	-100%	-75.2%	-76.5%	-80.5%	-85.8%	-90.8%
-40%	-80%	-64.4%	-66.2%	-72.0%	-79.5%	-86.8%
-30%	-60%	-51.5%	-54.0%	-61.8%	-72.1%	-82.0%
-20%	-40%	-36.6%	-39.9%	-50.2%	-63.5%	-76.5%
-10%	-20%	-19.8%	-23.9%	-36.9%	-53.8%	-70.2%
0%	0%	-1.0%	-6.1%	-22.1%	-43.0%	-63.2%
10%	20%	19.8%	13.7%	-5.8%	-31.1%	-55.5%
20%	40%	42.6%	35.3%	12.1%	-18.0%	-47.0%
30%	60%	67.3%	58.8%	31.6%	-3.7%	-37.8%
40%	80%	94.0%	84.1%	52.6%	11.7%	-27.9%
50%	100%	122.8%	111.4%	75.2%	28.2%	-17.2%
60%	120%	153.5%	140.5%	99.4%	45.9%	-5.8%

The Index's annualized historical volatility rate for the five year period ended December 31, 2020 was 32.84%. The Index's highest volatility rate for any one calendar year during the five year period was 61.63% and volatility for a shorter period of time may have been substantially higher. The Index's annualized performance for the five-year period ended December 31, 2020 was -4.75%. Historical Index volatility and performance are not indications of what the Index volatility and performance will be in the future. The volatility of ETFs or instruments that reflect the value of the Index, such as swaps, may differ from the volatility of the Index.

For information regarding the effects of volatility and Index performance on the long-term performance of the Fund, see "Additional Information Regarding Investment Techniques and Policies" in the Fund's statutory prospectus, and "Leverage - Special Note Regarding the Correlation Risks of the Funds" in the Fund's Statement of Additional Information.

Leverage Risk — The Fund obtains investment exposure in excess of its net assets by utilizing leverage and may lose more money in market conditions that are adverse to its investment objective than a fund that does not utilize leverage. An investment in the Fund is exposed to the risk that a decline in the daily performance of the Index will be magnified. This means that an investment in the Fund will be reduced by an amount equal to 2% for every 1% daily decline in the Index, not including the costs of financing leverage and other operating expenses, which would further reduce its value. The Fund could theoretically lose an amount greater than its net assets in the event of an Index decline of more than 50%. Leverage will also have the effect of magnifying any differences in the Fund's correlation with the Index.

Due to the limited availability of necessary investments or financial instruments, the Fund could, among other things, as a defensive measure, limit or suspend creations or redemptions of Creation Units until the Adviser determines that the requisite exposure to the Index is obtainable. During the period that creation or redemptions are affected, the Fund's shares could trade at a significant premium or discount to their net asset value or the bid-ask spread of the Fund's shares could widen significantly. In the case of a period during which creations are suspended, the Fund could experience

significant redemptions, which may cause the Fund to sell portfolio securities at unfavorable prices and increased transaction and other costs and make greater taxable distributions to shareholders of the Fund. The Fund may also change its investment objective by, for example, seeking to track an alternative index, or lowering its leverage multiple or the Fund could close.

Derivatives Risk — Derivatives are financial instruments that derive value from the underlying reference asset or assets, such as stocks, bonds, or funds (including ETFs), interest rates or indexes. The Fund's investments in derivatives may pose risks in addition to, and greater than, those associated with directly investing in securities or other ordinary investments, including risk related to the market, leverage, imperfect daily correlations with underlying investments or the Fund's other portfolio holdings, higher price volatility, lack of availability, counterparty risk, liquidity, valuation and legal restrictions. The use of derivatives is a highly specialized activity that involves investment techniques and risks different from those associated with ordinary portfolio securities transactions. The use of derivatives may result in larger losses or smaller gains than directly investing in securities. When the Fund uses derivatives, there may be imperfect correlation between the value of the reference assets and the derivative, which may prevent the Fund from achieving its investment objective. Because derivatives often require only a limited initial investment, the use of derivatives may expose the Fund to losses in excess of those amounts initially invested.

The Fund may use a combination of swaps on the Index and swaps on an ETF whose investment objective is to track the performance of the same or a substantially similar index to achieve its investment objective. The reference ETF may not closely track the performance of the Index due to fees and other costs borne by the ETF and other factors, such as an ETF's premium or discount. Thus, to the extent that the Fund invests in swaps that use an ETF as a reference asset, the Fund may be subject to greater correlation risk and may not achieve as high a degree of correlation with the Index as it would if the Fund used swaps that utilized the Index as the reference asset. Any financing, borrowing or other costs associated with using derivatives may also reduce the Fund's return.

In addition, the Fund's investments in derivatives are subject to the following risks:

- **Swap Agreements.** Swap agreements are entered into primarily with major global financial institutions for a specified period, which may range from one day to more than one year. The swap agreements in which the Fund invests are generally traded in the over-the-counter market, which generally has less transparency than exchange-traded derivatives instruments. In a standard swap transaction, two parties agree to exchange the return (or differentials in rates of return) earned or realized on particular predetermined reference assets or underlying securities or instruments. The gross return to be exchanged or swapped between the parties is calculated based on a notional amount or the return on or change in value of a particular dollar amount invested in a basket of securities

representing a particular index or an ETF that seeks to track an index.

If the Index has a dramatic move that causes a material decline in the Fund's net assets, the terms of a swap agreement between the Fund and its counterparty may permit the counterparty to immediately close out the swap transaction with the Fund. In that event, the Fund may be unable to enter into another swap agreement or invest in other derivatives to achieve exposure consistent with the Fund's investment objective. This may prevent the Fund from achieving its leveraged investment objective, even if the Index later reverses all or a portion of its movement. This may result in the value of an investment in the Fund changing quickly and without warning.

- **Futures Contracts.** Futures contracts are typically exchange-traded contracts that call for the future delivery of an asset at a certain price and date, or cash settlement of the terms of the contract. There may be an imperfect correlation between the changes in market value of the securities held by the Fund and the prices of futures contracts. There may not be a liquid secondary market for the futures contracts and the Fund may not be able to enter into a closing transaction. Regulations may also limit the number of positions that can be held or controlled by the Fund or the Adviser, thus limiting the ability of the Fund to implement its leveraged investment strategy. Futures markets are highly volatile and the use of futures may increase the Fund's volatility. The value of an investment in the Fund may change quickly and without warning.

Counterparty Risk — A counterparty may be unwilling or unable to make timely payments to meet its contractual obligations or may fail to return holdings that are subject to the agreement with the counterparty. If the counterparty or its affiliate becomes insolvent, bankrupt or defaults on its payment obligations to the Fund, the value of an investment held by the Fund may decline. Additionally, if any collateral posted by the counterparty for the benefit of the Fund is insufficient or there are delays in the Fund's ability to access such collateral, the Fund may not be able to achieve its leveraged investment objective. The Fund may also not be able to exercise remedies, such as the termination of transactions, netting of obligations and realization on collateral if such remedies are stayed or eliminated under special resolutions adopted in the United States, the European Union and various other jurisdictions.

In addition, the Fund may enter into swap agreements with a limited number of counterparties, which may increase the Fund's exposure to counterparty credit risk. Further, there is a risk that no suitable counterparties will be willing to enter into, or continue to enter into, transactions with the Fund and, as a result, the Fund may not be able to achieve its leveraged investment objective or may decide to change its leveraged investment objective.

Rebalancing Risk — If for any reason the Fund is unable to rebalance all or a part of its portfolio, or if all or a portion of the portfolio is rebalanced incorrectly, the Fund's investment exposure may not be consistent with its investment objective. In these instances, the Fund may have investment

exposure to the Index that is significantly greater or significantly less than its stated multiple. The Fund may be more exposed to leverage risk than if it had been properly rebalanced and may not achieve its investment objective, leading to significantly greater losses or reduced gains.

Intra-Day Investment Risk - The Fund seeks leveraged investment results from the close of the market on a given trading day until the close of the market on the subsequent trading day. The exact exposure of an investment in the Fund intraday in the secondary market is a function of the difference between the value of the Index at the market close on the first trading day and the value of the Index at the time of purchase. If the Index gains value, the Fund's net assets will rise by the same amount as the Fund's exposure. Conversely, if the Index declines, the Fund's net assets will decline by the same amount as the Fund's exposure. Thus, an investor that purchases shares intra-day may experience performance that is greater than, or less than, the Fund's stated multiple of the Index.

If there is a significant intra-day market event and/or the securities of the Index experience a significant decrease, the Fund may not meet its investment objective, be able to rebalance its portfolio appropriately, or may experience significant premiums or discounts, or widened bid-ask spreads. Additionally, the Fund may close to purchases and sales of Shares prior to the close of trading on the Exchange and incur significant losses.

Daily Index Correlation/Tracking Risk - There is no guarantee that the Fund will achieve a high degree of correlation to the Index and therefore achieve its daily leveraged investment objective. The Fund's exposure to the Index is impacted by the Index's movement. Because of this, it is unlikely that the Fund will be perfectly exposed to the Index at the end of each day. The possibility of the Fund being materially over- or under-exposed to the Index increases on days when the Index is volatile near the close of the trading day. Market disruptions, regulatory restrictions and high volatility will also adversely affect the Fund's ability to adjust exposure to the required levels.

The Fund may have difficulty achieving its daily leveraged investment objective due to fees, expenses, transaction costs, financing costs related to the use of derivatives, investments in ETFs, directly or indirectly, income items, valuation methodology, accounting standards, regulatory reasons (such as, diversification requirements) and disruptions or illiquidity in the markets for the securities or derivatives held by the Fund. The Fund may be subject to large movements of assets into and out of the Fund, potentially resulting in the Fund being over- or under-exposed to the Index. The Fund may not have investment exposure to all of the securities in the Index or its weighting of investment exposure to the securities may be different from that of the Index. In addition, the Fund may invest in securities that are not included in the Index. The Fund may also invest directly in or use other investment companies, such as ETFs, which may result in increased tracking error for the Fund. Additionally, an ETF's performance may differ from the index it tracks, thus resulting in additional tracking error for the Fund. Activities surrounding periodic Index reconstitutions and other Index rebalancing

events may also hinder the Fund's ability to meet its daily leveraged investment objective. For example, the Fund may take or refrain from taking positions to improve tax efficiency or to comply with various regulatory restrictions, which may negatively impact the Fund's correlation to the Index. Any of these factors could decrease correlation between the performance of the Fund and the Index and may hinder the Fund's ability to meet its daily investment objective.

Other Investment Companies (including ETFs) Risk — The Fund may invest directly in another investment company by purchasing shares of the investment company or indirectly by utilizing an investment company as the reference asset of a derivative instrument. By investing in another investment company, including an ETF, the Fund becomes a shareholder of that investment company and as a result, Fund shareholders indirectly bear the Fund's proportionate share of the fees and expenses of the other investment company, in addition to the fees and expenses of the Fund's own operations. As a shareholder, the Fund must rely on the other investment company to achieve its investment objective. The Fund's performance may be magnified positively or negatively by virtue of its investment in other investment companies. If the other investment company fails to achieve its investment objective, the value of the Fund's investment will not perform as expected, thus affecting the Fund's performance and its correlation with the Index. In addition, because shares of ETFs are listed and traded on national stock exchanges, their shares may trade at a discount or a premium to an ETF's net asset value, and an ETF's market price may be more or less than the value of the index that the ETF tracks especially during periods of market volatility or disruption. Because the Fund transacts and prices its direct or indirect investments in ETFs at market price, the Fund's use of ETFs could have an adverse impact on the Fund's ability to achieve its investment objective. Investments in such shares may be subject to brokerage and other trading costs, which could result in greater expenses to the Fund. Finally, depending on the demand in the market, the Fund may not be able to liquidate its holdings in ETFs at an optimal price or time, which may adversely affect the Fund's performance.

Natural Disaster/Epidemic and Market Disruption Risk — Natural or environmental disasters, such as earthquakes, fires, floods, hurricanes, and tsunamis and widespread disease, including pandemics and epidemics have been and can be highly disruptive to economies and markets and have recently led, and may continue to lead to increased market volatility and significant market losses. Such natural disasters and health crises could exacerbate political, social and economic risks, and result in significant breakdowns, delays, shutdowns, social isolation, and other disruptions to important global, local and regional supply chains. A climate of uncertainty and panic, including the contagion of infectious viruses and diseases, may adversely affect global, regional, and local economies and reduce the availability of potential investment opportunities, and increases the difficulty of performing due diligence and modeling market conditions, potentially reducing the accuracy of financial projections. A widespread crisis would also affect the global economy in ways that cannot necessarily be foreseen. Adverse effects may be more pronounced for developing or emerging market countries

that have less established health care systems. How long such events will last and whether they will continue or recur cannot be predicted.

Significant market volatility and market downturns may limit the Fund's ability to sell securities and obtain long exposure to securities, and the Fund's sales and long exposures may exacerbate the market volatility and downturn. Under such circumstances, the Fund may have difficulty achieving its investment objective for one or more trading days, which may adversely impact the Fund's returns on those days and periods inclusive of those days. Alternatively, the Fund may incur higher costs (including swap financing costs) in order to achieve its investment objective and may be forced to purchase and sell securities (including other ETFs' shares) at market prices that do not represent their fair value (including in the case of an ETF, its net asset value) or at times that result in differences between the price the Fund receives for the security or the value of the swap exposure and the market closing price of the security or the market closing value of the swap exposure. Under those circumstances, the Fund's ability to track its Index is likely to be adversely affected, the market price of Fund shares may reflect a greater premium or discount to net asset value and bid-ask spreads in the Fund's shares may widen, resulting in increased transaction costs for secondary market purchasers and sellers. The Fund may also incur additional tracking error due to the use of futures contracts or other securities that are not perfectly correlated to the Index.

The recent pandemic spread of the novel coronavirus known as COVID-19 has proven to be a market disrupting event. The impact of this virus, like other pandemics that may arise in the future, has negatively affected, and may continue to negatively affect, the economies of many nations, companies, and the global securities and commodities markets, including by reducing liquidity in the markets. It is impossible to predict the full effects, durations and costs of the COVID-19 pandemic.

Market Risk — Turbulence in financial markets and reduced liquidity in equity, credit and fixed income markets may negatively affect many issuers worldwide, which could have an adverse effect on the Fund.

Historically, market cycles have included long term positive and negative periods. Since approximately 2008, the market has largely moved upward and accordingly, the market may be poised for a correction or downturn.

Energy Sector Risk — Companies that engage in energy-related businesses may be cyclical and highly dependent on energy prices. Energy sector securities may be adversely impacted by the following factors, among others: changes in the levels and volatility of global energy prices, global supply and demand, and capital expenditures on the exploration and production of energy sources; exchange rates, interest rates, economic conditions, and tax treatment; and energy conservation efforts, increased competition and technological advances. Companies in this sector may be subject to substantial government regulation and contractual fixed pricing, which may increase the cost of doing business and limit earnings. A significant portion of an energy company's revenue may come from a relatively small number

of customers, including governmental entities and utilities. Energy companies may operate or engage in, transactions involving countries with less developed regulatory regimes or a history of expropriation, nationalization or other adverse policies. Energy companies may also be significantly impacted by the supply of, and demand for, specific products, such as oil and natural gas, and services, exploration and production spending, government subsidization, world events and general economic conditions. During the COVID-19 outbreak and disputes among oil-producing countries regarding potential limits on the production of crude oil, the energy sector experienced increased volatility.

Large-Capitalization Company Risk — Large-capitalization companies may be less able to adapt to changing market conditions or to respond quickly to competitive challenges or to changes in business, product, financial, or market conditions and may not be able to maintain growth at rates that may be achieved by well-managed smaller and mid-size companies, which may affect the companies' returns.

Mid-Capitalization Company Risk - Mid-capitalization companies often have narrower markets for their goods and/or services, more limited product lines, services, markets, managerial and financial resources and face greater risk of business failure than more established, larger-capitalization companies. In addition, because these stocks are not well known to the investing public, do not have significant institutional ownership and are followed by relatively few security analysts, there will normally be less publicly available information concerning these securities compared to what is available for the securities of larger companies. As a result, the price of mid-capitalization companies can be more volatile and they may be less liquid than large-capitalization companies, which could increase the volatility of the Fund's portfolio.

Index Strategy Risk — The Fund is linked to an Index maintained by a third party provider unaffiliated with the Fund. Securities held by the Fund will generally not be bought or sold in response to market fluctuations and may be concentrated in a particular industry if the Index is so concentrated. The Fund will generally not sell a security because its issuer is in financial trouble or its value has declined, unless that holding is removed or is anticipated to be removed from the Index.

The Index relies on various sources of information to assess the securities included in the Index, including information that may be based on assumptions or estimates and there is no guarantee that the methodology utilized by the Index Provider will result in the Index achieving positive returns. There is no assurance that the Index Provider's calculation methodology or sources of information will provide an accurate assessment of the Index's securities. The Index may also underperform other asset classes or similar indices. Errors in Index data, Index computations or the construction of the Index in accordance with its methodology may occur from time to time and may not be identified and corrected by the Index Provider for a period of time or at all, which may have an adverse impact on the Fund and its shareholders.

The Fund's daily performance may deviate from a multiple of the daily return of the Index due to legal restrictions or limitations, certain listing standards of the Fund's Exchange, a lack of liquidity of the securities in the Index, potential adverse tax consequences or other regulatory reasons (diversification requirements).

Liquidity Risk — Some securities held by the Fund, including derivatives, may be difficult to sell or be illiquid, particularly during times of market turmoil. Markets for securities or financial instruments could be disrupted by a number of events, including, but not limited to, an economic crisis, natural disasters, epidemics/pandemics, new legislation or regulatory changes inside or outside the United States. Illiquid securities may be difficult to value, especially in changing or volatile markets. If the Fund is forced to sell an illiquid security at an unfavorable time or price, the Fund may be adversely impacted. Certain market conditions or restrictions, such as market rules related to short sales, may prevent the Fund from limiting losses, realizing gains or achieving a high correlation with its Index. There is no assurance that a security that is deemed liquid when purchased will continue to be liquid. Market illiquidity may cause losses for the Fund. To the extent that the Index value increases or decreases significantly, the Fund may be one of many market participants that are attempting to transact in the securities of the Index. Under such circumstances, the market for securities of the Index may lack sufficient liquidity for all market participants' trades. Therefore, the Fund may have more difficulty transacting in the securities or financial instruments and the Fund's transactions could exacerbate the price changes of the securities of the Index and may impact the ability of the Fund to achieve its investment objective.

Early Close/Trading Halt Risk — An exchange or market may close or issue trading halts on specific securities, or the ability to buy or sell certain portfolio securities or financial instruments may be restricted, which may result in the Fund being unable to buy or sell certain securities or financial instruments. In such circumstances, the Fund may be unable to rebalance its portfolio, may be unable to accurately price its investments, may incur significant tracking differences with its Index, may incur substantial losses and may limit or stop purchases of the Fund. If there is a significant intra-day market event and/or the securities of the Index experience a significant increase or decrease, the Fund may not meet its investment objective or rebalance its portfolio appropriately. Additionally, the Fund may close to purchases and sales of Shares prior to the close of regular trading on the NYSE Arca, Inc. and incur significant losses.

Equity Securities Risk — Investments in, and/or exposure to, publicly issued equity securities, including common stocks, are subject to market risks that may cause their prices to fluctuate over time. Fluctuations in the value of equity securities in which the Fund invests will cause the net asset value of the Fund to fluctuate.

High Portfolio Turnover Risk - Daily rebalancing of the Fund's holdings pursuant to its daily investment objective causes a much greater number of portfolio transactions when compared to most ETFs. Additionally, active market trading

of the Fund's Shares on such exchanges as the NYSE Arca, Inc., could cause more frequent creation and redemption activities, which could increase the number of portfolio transactions. Frequent and active trading may lead to higher transaction costs because of increased broker commissions resulting from such transactions. In addition, there is the possibility of significantly increased short-term capital gains (which will be taxable to shareholders as ordinary income when distributed to them). The Fund calculates portfolio turnover without including the short-term cash instruments or derivative transactions that comprise the majority of the Fund's trading. As such, if the Fund's extensive use of derivative instruments were reflected, the calculated portfolio turnover rate would be significantly higher.

Non-Diversification Risk — The Fund is non-diversified, which means it invests a high percentage of its assets in a limited number of securities. Its net asset value and total return may fluctuate more or fall greater in times of weaker markets than a diversified fund.

Securities Lending Risk — Securities lending involves the risk that the Fund may lose money because the borrower of the loaned securities fails to return the securities in a timely manner or at all. The Fund could also lose money in the event of a decline in the value of collateral provided for loaned securities, a decline in the value of any investments made with cash collateral, or a "gap" between the return on cash collateral reinvestments and any fees the Fund has agreed to pay a borrower. These events could also trigger adverse tax consequences for the Fund.

Special Risks of Exchange-Traded Funds

Authorized Participants Concentration Risk. The Fund may have a limited number of financial institutions that may act as Authorized Participants. To the extent that those Authorized Participants exit the business or are unable to process creation and/or redemption orders, Shares may trade at larger bid-ask spreads and/or premiums or discounts to net asset value. Authorized Participant concentration risk may be heightened for a fund that invests in non-U.S. securities or other securities or instruments that have lower trading volumes.

Market Price Variance Risk. Fund Shares are listed for trading on NYSE Arca and can be bought and sold in the secondary market at market prices rather than at net asset value. The market prices of Shares will fluctuate in response to changes in the value of the Fund's holdings and supply and demand for Shares. Shareholders that purchase or sell Shares on the secondary market may trade Shares at a price greater than net asset value (a premium) or less than net asset value (a discount). There may be times when the market price and the net asset value vary significantly. The Fund's investment results are measured based upon the daily net asset value of the Fund over a period of time. Investors purchasing and selling Shares in the secondary market may not experience the same investment results as experienced by those creating and redeeming Shares at net asset value. There is no guarantee that an active secondary market will develop for Shares. To the extent that exchange specialists, market makers, Authorized Participants, or other participants are unavailable or unable to trade the Fund's Shares and/or

create or redeem Creation Units, market disruptions or significant market volatility, bid-ask spreads and premiums or discounts may widen.

Fund Shares Trading Risk/Bid-Ask Spread Risk. Investments in Fund shares are subject to risks as a result of their trading in the secondary market. For example, investors transacting in the secondary market may incur costs as a result of there being a (potentially significant) spread (or difference) between the price that purchasers are willing to pay for shares (the bid) and the price at which sellers are willing to sell shares (the ask). This spread, which is known as a bid-ask spread, will vary based on, among other things, market demand for shares, the liquidity of the Fund portfolio and other factors. In addition, like other securities that are listed on an exchange, Fund shares can be sold short. Accordingly, their price can be volatile and they can be subject to pressure from short sales. Further, trading in all listed securities, including Fund shares, can be halted, including due to market volatility triggering "circuit breaker" rules.

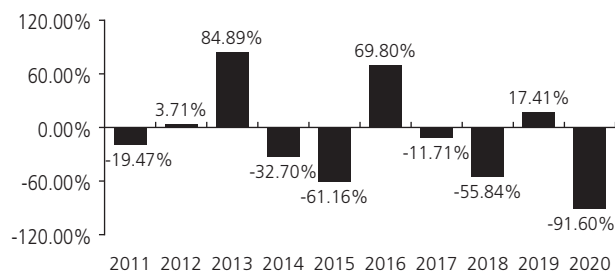
Fund Performance

The following performance information provides some indication of the risks of investing in the Fund by demonstrating how its returns have varied from calendar year to calendar year. The bar chart shows changes in the Fund's performance from calendar year to calendar year. The table shows how the Fund's average annual returns for the one-year, five-year, and ten-year periods compare with those of one or more broad-based market indexes for the same periods. The Fund's past performance, before and after taxes, is not necessarily an indication of how the Fund will perform in the future. Updated performance is available on the Fund's website at www.direxion.com/etfs?producttab=performance or by calling the Fund toll-free at (866) 476-7523.

The performance shown prior to June 29, 2012 reflects the Fund's previous daily leveraged investment objective, before fees and expenses, of 300% of the Russell 1000® Energy Index. After June 29, 2012 and prior to April 1, 2020, the Fund began to seek a daily leveraged investment objective, before fees and expenses, of 300% of the Energy Select Sector Index. If the Fund had continued to seek its previous investment objective, the calendar year performance of the Fund would have varied from that shown.

The performance noted below, and prior to April 1, 2020, reflects the Fund's previous daily leveraged investment objective, before fees and expenses, of 300% of the Index.

Total Return for the Calendar Years Ended December 31



During the period of time shown in the bar chart, the Fund's highest calendar quarter return was 57.53% for the quarter

ended June 30, 2020 and its lowest calendar quarter return was -94.48% for the quarter ended March 31, 2020. The year-to-date return as of December 31, 2020 was -91.60%.

Average Annual Total Returns (for the periods ended December 31, 2020)

	1 Year	5 Years	10 Years
Return Before Taxes	-91.60%	-42.06%	-30.49%
Return After Taxes on Distributions	-91.65%	-42.24%	-30.59%
Return After Taxes on Distributions and Sale of Fund Shares	-54.20%	-21.65%	-12.57%
Energy Select Sector Index (reflects no deduction for fees, expenses or taxes)	-32.84%	-4.75%	-2.54%
S&P 500® Index (reflects no deduction for fees, expenses or taxes)	18.40%	15.22%	13.88%

After-tax returns are calculated using the historically highest individual federal marginal income tax rates and do not reflect the impact of state and local taxes. Actual after-tax returns depend on an investor's tax situation and may differ from those shown, and after-tax returns are not relevant to investors who hold their Fund shares through tax-deferred arrangements, such as 401(k) plans or individual retirement accounts. In addition, the "Return After Taxes on Distributions and Sale of Fund Shares" is higher because the calculation recognizes a capital loss upon the redemption of Fund shares and assumes the investor received the benefit of a tax deduction.

Annual returns are required to be shown and should not be interpreted as suggesting that the Fund should or should not be held for long periods of time.

Management

Investment Adviser. Rafferty Asset Management, LLC is the Fund's investment adviser.

Portfolio Managers. The following members of Rafferty's investment team are jointly and primarily responsible for the day-to-day management of the Fund:

Portfolio Managers	Years of Service with the Fund	Primary Title
Paul Brigandi	Since Inception in November 2008	Portfolio Manager
Tony Ng	Since September 2015	Portfolio Manager

Purchase and Sale of Fund Shares

The Fund's individual shares may only be purchased or sold in the secondary market through a broker-dealer or other financial intermediaries at market price rather than at net asset value. The market price of Shares will fluctuate in response to changes in the value of the Fund's holdings and supply and demand for the Shares, which may result in shareholders purchasing or selling the Shares on the secondary market at a market price that is greater than net asset value (a premium) or less than net asset value (a discount). A shareholder may incur costs attributable to the difference between the highest price a buyer is willing to

pay for the Fund's Shares (bid) and the lowest price a seller is willing to accept for the Fund's Shares (ask) when buying or selling Shares on the secondary market (the "bid-ask spread") in addition to brokerage commissions. The bid-ask spread may vary over time for Shares based on trading volume and market liquidity. Recent information regarding the Fund Shares such as net asset value, market price, premiums and discounts and bid-ask spreads and related other information is available on the Fund's website, www.direxion.com/etfs?producttab=performance.

The Fund's shares are not individually redeemable by the Fund. The Fund will issue and redeem Shares only to Authorized Participants in exchange for cash or a deposit or delivery of a basket of assets (securities and/or cash) in large blocks, known as creation units, each of which is comprised of 50,000 Shares.

If a market disruption or similar event occurs, making it not reasonably practicable for the Fund to dispose of its securities or to determine its net asset value, the Fund could seek to limit or suspend purchases of creation units. Under such circumstances, the Fund's shares could trade at a significant premium or discount to their net asset value or wide bid-ask spreads and the Fund could experience substantial redemptions, which may cause the Fund to sell portfolio holdings, experience increased transaction costs and make greater taxable distributions. The Fund may seek to change its investment objective by, for example, seeking to track an alternative index or changing its leverage multiplier. The Fund could liquidate all, or a portion of, its assets, which may be at unfavorable prices or the Fund may close.

Tax Information

The Fund intends to make distributions that may be taxed as ordinary income or long-term capital gains. Those

distributions will be subject to federal income tax and may also be subject to state and local taxes, unless you are investing through a tax-deferred arrangement, such as a 401(k) plan or an individual retirement account. Distributions or investments made through tax-deferred arrangements may be taxed later upon withdrawal. Distributions by the Fund may be significantly higher than those of most other ETFs.

Payments to Broker-Dealers and Other Financial Intermediaries

If you purchase shares of the Fund through a broker-dealer or other financial intermediary (such as a bank or financial advisor), the Fund and/or its Adviser may pay the intermediary for the sale of Fund shares and related services. These payments may create a conflict of interest by influencing the broker-dealer or other financial intermediary and your salesperson to recommend the Fund over another investment. Ask your salesperson or visit your financial intermediary's website for more information.

Index Information

The "Energy Select Sector Index" is a product of S&P Dow Jones Indices LLC ("SPDJI"), and has been licensed for use by Rafferty. Standard & Poor's® and S&P® are registered trademarks of Standard & Poor's Financial Services LLC ("S&P"); Dow Jones® is a registered trademark of Dow Jones Trademark Holdings LLC ("Dow Jones"); and these trademarks have been licensed for use by SPDJI and sublicensed for certain purposes by Rafferty. Rafferty's ETFs are not sponsored, endorsed, sold or promoted by SPDJI, Dow Jones, S&P, or their respective affiliates and none of such parties make any representation regarding the advisability of investing in such product(s) nor do they have any liability for any errors, omissions, or interruptions of the Energy Select Sector Index.

Direxion Daily Energy Bear 2X Shares

Important Information Regarding the Fund

The Direxion Daily Energy Bear 2X Shares (formerly, the Direxion Daily Energy Bear 3X Shares) (the "Fund") seeks **daily inverse leveraged** investment results and is very different from most other exchange-traded funds. As a result, the Fund may be riskier than alternatives that do not use leverage because the Fund's objective is to magnify the daily inverse performance of the Energy Select Sector Index (the "Index"). The return for investors that invest for periods longer or shorter than a trading day should not be expected to be -200% of the performance of the Index for the period. The return of the Fund for a period longer than a trading day will be the result of each trading day's compounded return over the period, which will very likely differ from -200% of the return of the Index for that period. Longer holding periods, higher volatility of the Index and leverage increase the impact of compounding on an investor's returns. During periods of higher Index volatility, the volatility of the Index may affect the Fund's return as much as, or more than, the return of the Index.

The Fund is not suitable for all investors. The Fund is designed to be utilized only by knowledgeable investors who understand the potential consequences of seeking daily inverse leveraged (-2X) investment results, understand the risks associated with the use of leverage and shorting and are willing to monitor their portfolios frequently. The Fund is not intended to be used by, and is not appropriate for, investors who do not intend to actively monitor and manage their portfolios. For periods longer than a single day, the Fund will lose money if the Index's performance is flat, and it is possible that the Fund will lose money even if the Index's performance decreases over a period longer than a single day. An investor could lose the full principal value of his/her investment within a single day if the Fund's Index gains more than 50% in one day.

Investment Objective

The Fund seeks daily investment results, before fees and expenses, of 200% of the **inverse (or opposite)** of the daily performance of the Index. **The Fund does not seek to achieve its stated investment objective for a period of time different than a trading day.**

Fees and Expenses of the Fund

This table describes the fees and expenses that you may pay if you buy, hold, and sell shares of the Fund ("Shares"). You may pay other fees, such as brokerage commissions and other fees to financial intermediaries, which are not reflected in the table and example below.

Annual Fund Operating Expenses (expenses that you pay each year as a percentage of the value of your investment)

Management Fees	0.75%
Distribution and/or Service (12b-1) Fees	0.00%
Other Expenses of the Fund	0.29%
Acquired Fund Fees and Expenses ⁽¹⁾	<u>0.10%</u>
Total Annual Fund Operating Expenses	1.14%
Expense Cap/Reimbursement ⁽²⁾	<u>-0.09%</u>
Total Annual Fund Operating Expenses After Expense Cap/Reimbursement	<u>1.05%</u>

⁽¹⁾ "Acquired Fund Fees and Expenses" include fees and expenses incurred indirectly by the Fund as a result of investments in other investment companies, including investments in money market funds. Because Acquired Fund Fees and Expenses are not borne directly by the Fund, they will not be reflected in the expense information in the Fund's financial statements and the information presented in the table will differ from that presented in the Fund's financial highlights included in the Fund's reports to shareholders.

⁽²⁾ Rafferty Asset Management, LLC ("Rafferty" or the "Adviser") has entered into an Operating Expense Limitation Agreement with the Fund. Under the Operating Expense Limitation Agreement, Rafferty has contractually agreed to waive all or a portion of its management fee and/or reimburse the Fund for Other Expenses through September 1, 2022, to the extent that the Fund's Total Annual Fund Operating Expenses exceed 0.95% of the Fund's average daily net assets (excluding, as applicable, among other expenses, taxes, swap financing and related costs, acquired fund fees and expenses, dividends or interest on short positions, other interest expenses, brokerage commissions and extraordinary expenses).

Any expense waiver or reimbursement is subject to recoupment by the Adviser within the three years after the expense was waived/reimbursed only if Total Annual Fund Operating Expenses fall below the lesser of this percentage limitation and any percentage limitation in place at the time the expense was waived/reimbursed.

Example - This example is intended to help you compare the cost of investing in the Fund with the cost of investing in other mutual funds. The example assumes that you invest \$10,000 in the Fund for the time periods indicated and then redeem all of your shares at the end of those periods. The example also assumes that your investment has a 5% return each year and that the Fund's operating expenses remain the same. Although your actual costs may be higher or lower, based on these assumptions your costs would be:

1 Year	3 Years	5 Years	10 Years
\$107	\$353	\$619	\$1,378

Portfolio Turnover

The Fund pays transaction costs, such as commissions, when it buys and sells securities (or "turns over" its portfolio). A higher portfolio turnover rate may indicate higher transaction costs and may result in higher taxes when Fund shares are held in a taxable account. These costs, which are not reflected in Annual Fund Operating Expenses or in the example, affect the Fund's performance. During the most recent fiscal year, the Fund's portfolio turnover rate was 0% of the average value of its portfolio. However, this portfolio turnover rate is calculated without regard to cash instruments or derivative transactions. If the Fund's extensive use of derivatives was reflected, the Fund's portfolio turnover rate would be significantly higher.

Principal Investment Strategy

The Index is provided by S&P Dow Jones Indices (the "Index Provider") and includes domestic companies from the energy sector which includes the following industries: oil, gas and consumable fuels; and energy equipment and services. The Index is one of eleven Select Sector Indexes developed and maintained in accordance with the following criteria: (1) each of the stocks in the Index is also a constituent company of the S&P 500® Index; (2) each constituent in the S&P 500® Index is assigned to one of the Select Sector Indexes; and (3) the Index is calculated by the Index Provider using a modified "market capitalization" methodology, which is a hybrid between equal weighting and conventional market capitalization weighting with the weighting capped for the largest stocks included in the Index. This design ensures that each of the component stocks within a Select Sector Index is represented in a proportion consistent with its percentage with respect to the total market capitalization of such Select Sector Index.

As of December 31, 2020, the Index had 25 constituents, which had a median total market capitalization of \$16.7 billion, total market capitalizations ranging from \$4.2 billion to \$174.3 billion and were concentrated in the energy sector.

The Fund, under normal circumstances, invests in swap agreements, futures contracts, short positions or other financial instruments that, in combination, provide inverse (opposite) or short leveraged exposure to the Index equal to at least 80% of the Fund's net assets (plus borrowing for investment purposes).

The components of the Index and the percentages represented by various sectors in the Index may change over time. The Fund will concentrate its investment in a particular industry or group of industries (*i.e.*, hold 25% or more of its total assets in investments that provide inverse leveraged exposure to a particular industry or group of industries) to approximately the same extent as the Index is so concentrated.

The Fund may gain inverse leveraged exposure by investing in a combination of financial instruments, such as swaps or futures contracts that provide short exposure to the Index, to a representative sample of the securities in the Index that has aggregate characteristics similar to those of the Index or to an ETF that tracks the same Index or a substantially similar index, or the Fund may short securities of the Index, or short an ETF that tracks the same Index or a substantially similar index. The Fund invests in derivatives as a substitute for directly shorting securities in order to gain inverse leveraged exposure to the Index or its components. When the Fund shorts securities, including the securities of another investment company, it borrows shares of that security or investment company, which it then sells. The Fund closes out a short sale by purchasing the security that it has sold short and returning that security to the entity that lent the security. On a day-to-day basis, the Fund is expected to hold money market funds, deposit accounts with institutions with high quality credit ratings, and/or short-term debt instruments that have terms-to-maturity of less than 397 days and exhibit high quality credit profiles, including U.S. government securities and repurchase agreements.

The Fund seeks to remain fully invested at all times consistent with its stated inverse leveraged investment objective, but may not always have inverse exposure to all of the securities in the Index, or its weighting of inverse exposure to securities or industries may be different from that of the Index. In addition, the Fund may have inverse exposure to securities, ETFs or financial instruments not included in the Index.

The Fund will attempt to achieve its investment objective without regard to overall market movement or the increase or decrease of the value of the securities in the Index. At the close of the markets each trading day, Rafferty positions the Fund's portfolio so that its exposure to the Index is consistent with the Fund's inverse leveraged investment objective. For example, if the Index has fallen on a given day, net assets of the Fund should rise, meaning that the Fund's exposure will need to be increased. Conversely, if the Index has risen on a given day, net assets of the Fund should fall, meaning the Fund's exposure will need to be reduced and that a shareholder should lose money, a result that is the opposite of traditional index tracking ETFs. This re-positioning strategy may result in high portfolio turnover. The terms "daily," "day," and "trading day," refer to the period from the close of the markets on one trading day to the close of the markets on the next trading day.

The Fund is "non-diversified," meaning that a relatively high percentage of its assets may be invested in a limited number of issuers of securities. Additionally, the Fund's investment objective is not a fundamental policy and may be changed by the Fund's Board of Trustees without shareholder approval.

Because of daily rebalancing and the compounding of each day's return over time, the return of the Fund for periods longer than a single day will be the result of each day's returns compounded over the period, which will very likely differ from -200% of the return of the Index over the same period. The Fund will lose money if the Index performance is flat over time, and as a result of daily rebalancing, the Index's volatility and the effects of compounding, it is even possible that the Fund will lose money over time while the Index's performance decreases over a period longer than a single day.

Principal Investment Risks

An investment in the Fund entails risk. The Fund may not achieve its inverse leveraged investment objective and there is a risk that you could lose all of your money invested in the Fund. The Fund is not a complete investment program. In addition, the Fund presents risks not traditionally associated with other mutual funds and ETFs. It is important that investors closely review all of the risks listed below and understand them before making an investment in the Fund.

Effects of Compounding and Market Volatility Risk - The Fund has a daily leveraged investment objective and the Fund's performance for periods greater than a trading day will be the result of each day's returns compounded over the period, which is very likely to differ from -200% of the Index's performance, before fees and expenses. Compounding affects all investments, but has a more significant impact on funds that are inverse leveraged and that rebalance daily. For a inverse leveraged Fund, if adverse daily performance

of the Index reduces the amount of a shareholder's investment, any further adverse daily performance will lead to a smaller dollar loss because the shareholder's investment had already been reduced by the prior adverse performance. Equally, however, if favorable daily performance of the Index increases the amount of a shareholder's investment, the dollar amount lost due to future adverse performance will increase because the shareholder's investment has increased.

The effect of compounding becomes more pronounced as Index volatility and the holding period increase. The impact of compounding will impact each shareholder differently depending on the period of time an investment in the Fund is held and the volatility of the Index during shareholder's holding period of an investment in the Fund.

The chart below provides examples of how Index volatility could affect the Fund's performance. Fund performance for periods greater than one single day can be estimated given any set of assumptions for the following factors: a) Index volatility; b) Index performance; c) period of time; d) financing rates associated with inverse leveraged exposure; e) other Fund expenses; and f) dividends or interest paid with respect to securities in the Index. The chart below illustrates the impact of two principal factors – Index volatility and Index performance – on Fund performance. The chart shows estimated Fund returns for a number of combinations of Index volatility and Index performance over a one-year period. Performance shown in the chart assumes that: (i) no dividends were paid with respect to the securities included in the Index; (ii) there were no Fund expenses; and (iii) borrowing/lending rates (to obtain inverse leveraged exposure) of 0%. If Fund expenses and/or actual borrowing/lending rates were reflected, the estimated returns would be different than those shown. Particularly during periods of higher Index volatility, compounding will cause results for periods longer than a trading day to vary from -200% of the performance of the Index.

As shown in the chart below, the Fund would be expected to lose 17.1% if the Index provided no return over a one year period during which the Index experienced annualized volatility of 25%. At higher ranges of volatility, there is a chance of a significant loss of value in the Fund, even if the Index's return is flat. **For instance, if the Index's annualized volatility is 100%, the Fund would be expected to lose 95% of its value, even if the cumulative Index return for the year was 0%.** Areas shaded red (or dark gray) represent those scenarios where the Fund can be expected to return less than -200% of the performance of the Index and those shaded green (or light gray) represent those scenarios where the Fund can be expected to return more than -200% of the performance of the Index. The Fund's actual returns may be significantly better or worse than the returns shown below as a result of any of the factors discussed above or in "Daily Inverse Index Correlation/Tracking Risk" below.

One Year Index	-200% One Year Index	Volatility Rate				
		Return	10%	25%	50%	75%
-60%	120%	506.5%	418.1%	195.2%	15.6%	-68.9%
-50%	100%	288.2%	231.6%	88.9%	-26.0%	-80.1%
-40%	80%	169.6%	130.3%	31.2%	-48.6%	-86.2%
-30%	60%	98.1%	69.2%	-3.6%	-62.2%	-89.8%
-20%	40%	51.6%	29.5%	-26.2%	-71.1%	-92.2%
-10%	20%	19.8%	2.3%	-41.7%	-77.2%	-93.9%
0%	0%	-3.0%	-17.1%	-52.8%	-81.5%	-95.0%
10%	-20%	-19.8%	-31.5%	-61.0%	-84.7%	-95.9%
20%	-40%	-32.6%	-42.4%	-67.2%	-87.2%	-96.5%
30%	-60%	-42.6%	-50.9%	-72.0%	-89.1%	-97.1%
40%	-80%	-50.5%	-57.7%	-75.9%	-90.6%	-97.5%
50%	-100%	-56.9%	-63.2%	-79.0%	-91.8%	-97.8%
60%	-120%	-62.1%	-67.6%	-81.5%	-92.8%	-98.1%

The Index's annualized historical volatility rate for the five year period ended December 31, 2020 was 32.84%. The Index's highest volatility rate for any one calendar year during the five year period was 61.63% and volatility for a shorter period of time may have been substantially higher. The Index's annualized performance for the five-year period ended December 31, 2020 was -4.75%. Historical Index volatility and performance are not indications of what the Index volatility and performance will be in the future. The volatility of ETFs or instruments that reflect the value of the Index, such as swaps, may differ from the volatility of the Index.

For information regarding the effects of volatility and Index performance on the long-term performance of the Fund, see "Additional Information Regarding Investment Techniques and Policies" in the Fund's statutory prospectus, and "Leverage - Special Note Regarding the Correlation Risks of the Funds" in the Fund's Statement of Additional Information.

Leverage Risk — The Fund obtains investment exposure in excess of its net assets by utilizing leverage and may lose more money in market conditions that are adverse to its investment objective than a fund that does not utilize leverage. An investment in the Fund is exposed to the risk that a rise in the daily performance of the Index will be magnified. This means that an investment in the Fund will be reduced by an amount equal to 2% for every 1% daily rise in the Index, not including the costs of financing leverage and other operating expenses, which would further reduce its value. The Fund could theoretically lose an amount greater than its net assets in the event of an Index rise of more than 50%. Leverage will also have the effect of magnifying any differences in the Fund's correlation with the Index.

Due to the limited availability of necessary investments or financial instruments, the Fund could, among other things, as a defensive measure, limit or suspend creations or redemptions of Creation Units until the Adviser determines that the requisite exposure to the Index is obtainable. During the period that creation or redemptions are affected, the Fund's shares could trade at a significant premium or discount to their net asset value or the bid-ask spread of the Fund's shares could widen significantly. In the case of a period during which creations are suspended, the Fund could experience significant redemptions, which may cause the Fund to sell

portfolio securities at unfavorable prices and increased transaction and other costs and make greater taxable distributions to shareholders of the Fund. The Fund may also change its investment objective by, for example, seeking to track an alternative index, or lowering its leverage multiple or the Fund could close.

Derivatives Risk — Derivatives are financial instruments that derive value from the underlying reference asset or assets, such as stocks, bonds, or funds (including ETFs), interest rates or indexes. The Fund's investments in derivatives may pose risks in addition to, and greater than, those associated with directly shorting securities or other ordinary investments, including risk related to the market, leverage, imperfect daily correlations with underlying investments or the Fund's other portfolio holdings, higher price volatility, lack of availability, counterparty risk, liquidity, valuation and legal restrictions. The use of derivatives is a highly specialized activity that involves investment techniques and risks different from those associated with ordinary portfolio securities transactions. The use of derivatives may result in larger losses or smaller gains than directly shorting securities. When the Fund uses derivatives, there may be imperfect correlation between the value of the reference assets and the derivative, which may prevent the Fund from achieving its investment objective. Because derivatives often require only a limited initial investment, the use of derivatives may expose the Fund to losses in excess of those amounts initially invested.

The Fund may use a combination of swaps on the Index and swaps on an ETF whose investment objective is to track the performance of the same or a substantially similar index to achieve its investment objective. The reference ETF may not closely track the performance of the Index due to fees and other costs borne by the ETF and other factors, such as an ETF's premium or discount. Thus, to the extent that the Fund invests in swaps that use an ETF as a reference asset, the Fund may be subject to greater correlation risk and may not achieve as high a degree of inverse correlation with the Index as it would if the Fund used swaps that utilized the Index as the reference asset. Any financing, borrowing or other costs associated with using derivatives may also reduce the Fund's return.

In addition, the Fund's investments in derivatives are subject to the following risks:

- **Swap Agreements.** Swap agreements are entered into primarily with major global financial institutions for a specified period, which may range from one day to more than one year. The swap agreements in which the Fund invests are generally traded in the over-the-counter market, which generally has less transparency than exchange-traded derivatives instruments. In a standard swap transaction, two parties agree to exchange the return (or differentials in rates of return) earned or realized on particular predetermined reference assets or underlying securities or instruments. The gross return to be exchanged or swapped between the parties is calculated based on a notional amount or the return on or change in value of a particular dollar amount invested in a basket of securities representing a particular index or an ETF that seeks to track an index.

If the Index has a dramatic move that causes a material decline in the Fund's net assets, the terms of a swap agreement between the Fund and its counterparty may permit the counterparty to immediately close out the swap transaction with the Fund. In that event, the Fund may be unable to enter into another swap agreement or invest in other derivatives to achieve exposure consistent with the Fund's investment objective. This may prevent the Fund from achieving its inverse leveraged investment objective, even if the Index later reverses all or a portion of its movement. This may result in the value of an investment in the Fund changing quickly and without warning.

- **Futures Contracts.** Futures contracts are typically exchange-traded contracts that call for the future delivery of an asset at a certain price and date, or cash settlement of the terms of the contract. There may be an imperfect correlation between the changes in market value of the securities held by the Fund and the prices of futures contracts. There may not be a liquid secondary market for the futures contracts and the Fund may not be able to enter into a closing transaction. Regulations may also limit the number of positions that can be held or controlled by the Fund or the Adviser, thus limiting the ability of the Fund to implement its inverse leveraged investment strategy. Futures markets are highly volatile and the use of futures may increase the Fund's volatility. The value of an investment in the Fund may change quickly and without warning.

Counterparty Risk — A counterparty may be unwilling or unable to make timely payments to meet its contractual obligations or may fail to return holdings that are subject to the agreement with the counterparty. If the counterparty or its affiliate becomes insolvent, bankrupt or defaults on its payment obligations to the Fund, the value of an investment held by the Fund may decline. Additionally, if any collateral posted by the counterparty for the benefit of the Fund is insufficient or there are delays in the Fund's ability to access such collateral, the Fund may not be able to achieve its inverse leveraged investment objective. The Fund may also not be able to exercise remedies, such as the termination of transactions, netting of obligations and realization on collateral if such remedies are stayed or eliminated under special resolutions adopted in the United States, the European Union and various other jurisdictions.

In addition, the Fund may enter into swap agreements with a limited number of counterparties, which may increase the Fund's exposure to counterparty credit risk. Further, there is a risk that no suitable counterparties will be willing to enter into, or continue to enter into, transactions with the Fund and, as a result, the Fund may not be able to achieve its inverse leveraged investment objective or may decide to change its inverse leveraged investment objective.

Rebalancing Risk — If for any reason the Fund is unable to rebalance all or a part of its portfolio, or if all or a portion of the portfolio is rebalanced incorrectly, the Fund's investment exposure may not be consistent with its investment objective. In these instances, the Fund may have investment exposure to the Index that is significantly greater or

significantly less than its stated multiple. The Fund may be more exposed to leverage risk than if it had been properly rebalanced and may not achieve its investment objective, leading to significantly greater losses or reduced gains.

Shorting Risk – A short position is a financial arrangement in which the short position appreciates in value when a reference asset falls in value and depreciates in value when the reference asset rises in value. Over the long term, most assets are expected to rise in value and short positions are expected to depreciate in value. Short positions therefore may be riskier and more speculative than traditional investments.

Obtaining inverse or “short” exposure through the use of derivatives such as swap agreements or futures contracts may expose the Fund to certain risks such as an increase in volatility or decrease in the liquidity of the securities of the underlying short position. If the Fund were to experience this volatility or decreased liquidity, the Fund’s return may be lower, the Fund’s ability to obtain inverse exposure through the use of derivatives may be limited or the Fund may be required to obtain inverse exposure through alternative investment strategies that may be less desirable or more costly to implement. If the securities underlying the short positions are thinly traded or have a limited market due to various factors, including regulatory action, the Fund may be unable to meet its investment objective due to a lack of available securities or counterparties. The Fund may not be able to issue additional Creation Units during period when it cannot meet its investment objective due to these factors. Any income, dividends or payments by the assets underlying the Fund’s short positions will negatively impact the Fund.

Cash Transaction Risk - Unlike most ETFs, the Fund currently intends to effect creations and redemptions principally for cash, rather than principally for in-kind securities, because of the nature of the financial instruments held by the Fund. As a result, the Fund is not expected to be tax efficient and will incur brokerage costs related to buying and selling securities to achieve its investment objective thus incurring additional expenses than other funds that primarily effect creations and redemptions in kind.

Intra-Day Investment Risk - The Fund seeks leveraged investment results from the close of the market on a given trading day until the close of the market on the subsequent trading day. The exact exposure of an investment in the Fund intraday in the secondary market is a function of the difference between the value of the Index at the market close on the first trading day and the value of the Index at the time of purchase. If the Index loses value, the Fund’s net assets will rise by the same amount as the Fund’s exposure. Conversely, if the Index rises, the Fund’s net assets will decline by the same amount as the Fund’s exposure. Thus, an investor that purchases shares intra-day may experience performance that is greater than, or less than, the Fund’s stated multiple of the Index.

If there is a significant intra-day market event and/or the securities of the Index experience a significant increase, the Fund may not meet its investment objective, be able to rebalance its portfolio appropriately, or may experience

significant premiums or discounts, or widened bid-ask spreads. Additionally, the Fund may close to purchases and sales of Shares prior to the close of trading on the Exchange and incur significant losses.

Daily Inverse Index Correlation/Tracking Risk – Investors will lose money when the Index rises, which is a result that is the opposite from traditional index funds. There is no guarantee that the Fund will achieve a high degree of inverse correlation to the Index and therefore achieve its daily inverse leveraged investment objective. The Fund’s exposure to the Index is impacted by the Index’s movement. Because of this, it is unlikely that the Fund will be perfectly exposed to the Index at the end of each day. The possibility of the Fund being materially over- or under-exposed to the Index increases on days when the Index is volatile near the close of the trading day. Market disruptions, regulatory restrictions and high volatility will also adversely affect the Fund’s ability to adjust exposure to the required levels.

The Fund may have difficulty achieving its daily inverse leveraged investment objective due to fees, expenses, transaction costs, financing costs related to the use of derivatives, income items, valuation methodology, accounting standards and disruptions or illiquidity in the markets for the securities or derivatives held by the Fund. The Fund may not have investment exposure to all securities in the Index, or its weighting of investment exposure to such stocks or industries may be different from that of the Index. The Fund may also have exposure to securities or financial instruments that are not included in the Index. The Fund may also use other investment companies, such as ETFs, as reference assets for derivative instruments, which may result in increased tracking error. Additionally, an ETF’s performance may differ from the index it tracks, thus resulting in additional tracking error for the Fund. The Fund may be subject to large movements of assets into and out of the Fund, potentially resulting in the Fund being over- or under-exposed to the Index. Activities surrounding periodic Index reconstitutions and other Index rebalancing events may hinder the Fund’s ability to meet its daily inverse leveraged investment objective. For example, the Fund may take or refrain from taking positions to improve tax efficiency or to comply with various regulatory restrictions, which may negatively impact the Fund’s inverse correlation to the Index. Any of these Factors could decrease correlation between the performance of the Fund and the Index and may hinder the Fund’s ability to meet its daily inverse leveraged investment objective.

Other Investment Companies (including ETFs) Risk — The Fund may invest directly in another investment company by purchasing shares of the investment company or indirectly by utilizing an investment company as the reference asset of a derivative instrument. By investing in another investment company, including an ETF, the Fund becomes a shareholder of that investment company and as a result, Fund shareholders indirectly bear the Fund’s proportionate share of the fees and expenses of the other investment company, in addition to the fees and expenses of the Fund’s own operations. As a shareholder, the Fund must rely on the other investment company to achieve its investment objective. The Fund’s performance may be magnified positively or negatively by virtue of its investment in other investment companies. If

the other investment company fails to achieve its investment objective, the value of the Fund's investment will not perform as expected, thus affecting the Fund's performance and its correlation with the Index. In addition, because shares of ETFs are listed and traded on national stock exchanges, their shares may trade at a discount or a premium to an ETF's net asset value, and an ETF's market price may be more or less than the value of the index that the ETF tracks especially during periods of market volatility or disruption. Because the Fund transacts and prices its direct or indirect investments in ETFs at market price, the Fund's use of ETFs could have an adverse impact on the Fund's ability to achieve its investment objective. Investments in such shares may be subject to brokerage and other trading costs, which could result in greater expenses to the Fund. Finally, depending on the demand in the market, the Fund may not be able to liquidate its holdings in ETFs at an optimal price or time, which may adversely affect the Fund's performance.

Natural Disaster/Epidemic and Market Disruption Risk – Natural or environmental disasters, such as earthquakes, fires, floods, hurricanes, and tsunamis and widespread disease, including pandemics and epidemics have been and can be highly disruptive to economies and markets and have recently led, and may continue to lead to increased market volatility and significant market losses. Such natural disasters and health crises could exacerbate political, social and economic risks, and result in significant breakdowns, delays, shutdowns, social isolation, and other disruptions to important global, local and regional supply chains. A climate of uncertainty and panic, including the contagion of infectious viruses and diseases, may adversely affect global, regional, and local economies and reduce the availability of potential investment opportunities, and increases the difficulty of performing due diligence and modeling market conditions, potentially reducing the accuracy of financial projections. A widespread crisis would also affect the global economy in ways that cannot necessarily be foreseen. Adverse effects may be more pronounced for developing or emerging market countries that have less established health care systems. How long such events will last and whether they will continue or recur cannot be predicted.

Significant market volatility and market downturns may limit the Fund's ability to sell securities and obtain short exposure to securities, and the Fund's sales and short exposures may exacerbate the market volatility and downturn. Under such circumstances, the Fund may have difficulty achieving its investment objective for one or more trading days, which may adversely impact the Fund's returns on those days and periods inclusive of those days. Alternatively, the Fund may incur higher costs (including swap financing costs) in order to achieve its investment objective and may be forced to purchase and sell securities (including other ETFs' shares) at market prices that do not represent their fair value (including in the case of an ETF, its net asset value) or at times that result in differences between the price the Fund receives for the security or the value of the swap exposure and the market closing price of the security or the market closing value of the swap exposure. Under those circumstances, the Fund's ability to track its Index is likely to be adversely affected, the market price of Fund shares

may reflect a greater premium or discount to net asset value and bid-ask spreads in the Fund's shares may widen, resulting in increased transaction costs for secondary market purchasers and sellers. The Fund may also incur additional tracking error due to the use of futures contracts or other securities that are not perfectly correlated to the Index.

The recent pandemic spread of the novel coronavirus known as COVID-19 has proven to be a market disrupting event. The impact of this virus, like other pandemics that may arise in the future, has negatively affected, and may continue to negatively affect, the economies of many nations, companies, and the global securities and commodities markets, including by reducing liquidity in the markets. It is impossible to predict the full effects, durations and costs of the COVID-19 pandemic.

Market Risk — Turbulence in financial markets and reduced liquidity in equity, credit and fixed income markets may negatively affect many issuers worldwide, which could have an adverse effect on the Fund.

Energy Sector Risk — Companies that engage in energy-related businesses may be cyclical and highly dependent on energy prices. Energy sector securities may be adversely impacted by the following factors, among others: changes in the levels and volatility of global energy prices, global supply and demand, and capital expenditures on the exploration and production of energy sources; exchange rates, interest rates, economic conditions, and tax treatment; and energy conservation efforts, increased competition and technological advances. Companies in this sector may be subject to substantial government regulation and contractual fixed pricing, which may increase the cost of doing business and limit earnings. A significant portion of an energy company's revenue may come from a relatively small number of customers, including governmental entities and utilities. Energy companies may operate or engage in, transactions involving countries with less developed regulatory regimes or a history of expropriation, nationalization or other adverse policies. Energy companies may also be significantly impacted by the supply of, and demand for, specific products, such as oil and natural gas, and services, exploration and production spending, government subsidization, world events and general economic conditions. During the COVID-19 outbreak and disputes among oil-producing countries regarding potential limits on the production of crude oil, the energy sector experienced increased volatility.

Large-Capitalization Company Risk — Large-capitalization companies may be less able to adapt to changing market conditions or to respond quickly to competitive challenges or to changes in business, product, financial, or market conditions and may not be able to maintain growth at rates that may be achieved by well-managed smaller and mid-size companies, which may affect the companies' returns.

Mid-Capitalization Company Risk - Mid-capitalization companies often have narrower markets for their goods and/or services, more limited product lines, services, markets, managerial and financial resources and face greater risk of business failure than more established, larger-capitalization companies. In addition, because these stocks are not well

known to the investing public, do not have significant institutional ownership and are followed by relatively few security analysts, there will normally be less publicly available information concerning these securities compared to what is available for the securities of larger companies. As a result, the price of mid-capitalization companies can be more volatile and they may be less liquid than large-capitalization companies, which could increase the volatility of the Fund's portfolio.

Index Strategy Risk — The Fund is linked to an Index maintained by a third party provider unaffiliated with the Fund. Securities held by the Fund will generally not be bought or sold in response to market fluctuations and may be concentrated in a particular industry if the Index is so concentrated. The Fund will generally not sell a security because its issuer is in financial trouble or its value has declined, unless that holding is removed or is anticipated to be removed from the Index.

The Index relies on various sources of information to assess the securities included in the Index, including information that may be based on assumptions or estimates and there is no guarantee that the methodology utilized by the Index Provider will result in the Index achieving positive returns. There is no assurance that the Index Provider's calculation methodology or sources of information will provide an accurate assessment of the Index's securities. The Index may also underperform other asset classes or similar indices. Errors in Index data, Index computations or the construction of the Index in accordance with its methodology may occur from time to time and may not be identified and corrected by the Index Provider for a period of time or at all, which may have an adverse impact on the Fund and its shareholders.

The Fund's daily performance may deviate from a multiple of the daily return of the Index due to legal restrictions or limitations, certain listing standards of the Fund's Exchange, a lack of liquidity of the securities in the Index, potential adverse tax consequences or other regulatory reasons (diversification requirements).

Liquidity Risk — Some securities held by the Fund, including derivatives, may be difficult to sell or be illiquid, particularly during times of market turmoil. Markets for securities or financial instruments could be disrupted by a number of events, including, but not limited to, an economic crisis, natural disasters, epidemics/pandemics, new legislation or regulatory changes inside or outside the United States. Illiquid securities may be difficult to value, especially in changing or volatile markets. If the Fund is forced to sell an illiquid security at an unfavorable time or price, the Fund may be adversely impacted. Certain market conditions or restrictions, such as market rules related to short sales, may prevent the Fund from limiting losses, realizing gains or achieving a high correlation with its Index. There is no assurance that a security that is deemed liquid when purchased will continue to be liquid. Market illiquidity may cause losses for the Fund. To the extent that the Index value increases or decreases significantly, the Fund may be one of many market participants that are attempting to transact in the securities of the Index. Under such circumstances, the market for securities of the Index may lack sufficient liquidity for all

market participants' trades. Therefore, the Fund may have more difficulty transacting in the securities or financial instruments and the Fund's transactions could exacerbate the price changes of the securities of the Index and may impact the ability of the Fund to achieve its investment objective.

Early Close/Trading Halt Risk — An exchange or market may close or issue trading halts on specific securities, or the ability to buy or sell certain portfolio securities or financial instruments may be restricted, which may result in the Fund being unable to buy or sell certain securities or financial instruments. In such circumstances, the Fund may be unable to rebalance its portfolio, may be unable to accurately price its investments, may incur significant tracking differences with its Index, may incur substantial losses and may limit or stop purchases of the Fund. If there is a significant intra-day market event and/or the securities of the Index experience a significant increase or decrease, the Fund may not meet its investment objective or rebalance its portfolio appropriately. Additionally, the Fund may close to purchases and sales of Shares prior to the close of regular trading on the NYSE Arca, Inc. and incur significant losses.

Equity Securities Risk — Investments in, and/or exposure to, publicly issued equity securities, including common stocks, are subject to market risks that may cause their prices to fluctuate over time. Fluctuations in the value of equity securities in which the Fund invests will cause the net asset value of the Fund to fluctuate.

Non-Diversification Risk — The Fund is non-diversified, which means it invests a high percentage of its assets in a limited number of securities. Its net asset value and total return may fluctuate more or fall greater in times of weaker markets than a diversified fund.

Securities Lending Risk — Securities lending involves the risk that the Fund may lose money because the borrower of the loaned securities fails to return the securities in a timely manner or at all. The Fund could also lose money in the event of a decline in the value of collateral provided for loaned securities, a decline in the value of any investments made with cash collateral, or a "gap" between the return on cash collateral reinvestments and any fees the Fund has agreed to pay a borrower. These events could also trigger adverse tax consequences for the Fund.

Special Risks of Exchange-Traded Funds

Authorized Participants Concentration Risk. The Fund may have a limited number of financial institutions that may act as Authorized Participants. To the extent that those Authorized Participants exit the business or are unable to process creation and/or redemption orders, Shares may trade at larger bid-ask spreads and/or premiums or discounts to net asset value. Authorized Participant concentration risk may be heightened for a fund that invests in non-U.S. securities or other securities or instruments that have lower trading volumes.

Market Price Variance Risk. Fund Shares are listed for trading on NYSE Arca and can be bought and sold in the secondary market at market prices rather than at net asset value. The market prices of Shares will fluctuate in response to changes

in the value of the Fund's holdings and supply and demand for Shares. Shareholders that purchase or sell Shares on the secondary market may trade Shares at a price greater than net asset value (a premium) or less than net asset value (a discount). There may be times when the market price and the net asset value vary significantly. The Fund's investment results are measured based upon the daily net asset value of the Fund over a period of time. Investors purchasing and selling Shares in the secondary market may not experience the same investment results as experienced by those creating and redeeming Shares at net asset value. There is no guarantee that an active secondary market will develop for Shares. To the extent that exchange specialists, market makers, Authorized Participants, or other participants are unavailable or unable to trade the Fund's Shares and/or create or redeem Creation Units, market disruptions or significant market volatility, bid-ask spreads and premiums or discounts may widen.

Fund Shares Trading Risk/Bid-Ask Spread Risk. Investments in Fund shares are subject to risks as a result of their trading in the secondary market. For example, investors transacting in the secondary market may incur costs as a result of there being a (potentially significant) spread (or difference) between the price that purchasers are willing to pay for shares (the bid) and the price at which sellers are willing to sell shares (the ask). This spread, which is known as a bid-ask spread, will vary based on, among other things, market demand for shares, the liquidity of the Fund portfolio and other factors. In addition, like other securities that are listed on an exchange, Fund shares can be sold short. Accordingly, their price can be volatile and they can be subject to pressure from short sales. Further, trading in all listed securities, including Fund shares, can be halted, including due to market volatility triggering "circuit breaker" rules.

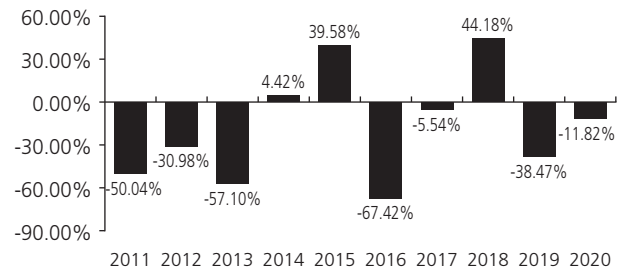
Fund Performance

The following performance information provides some indication of the risks of investing in the Fund by demonstrating how its returns have varied from calendar year to calendar year. The bar chart shows changes in the Fund's performance from calendar year to calendar year. The table shows how the Fund's average annual returns for the one-year, five-year, and ten-year periods compare with those of one or more broad-based market indexes for the same periods. The Fund's past performance, before and after taxes, is not necessarily an indication of how the Fund will perform in the future. Updated performance is available on the Fund's website at www.direxion.com/etfs?producttab=performance or by calling the Fund toll-free at (866) 476-7523.

The performance shown prior to June 29, 2012 reflects the Fund's previous daily inverse leveraged investment objective, before fees and expenses, of -300% of the Russell 1000® Energy Index. After June 29, 2012 and prior to April 1, 2020, the Fund began to seek a daily inverse leveraged investment objective, before fees and expenses, of -300% of the Energy Select Sector Index. If the Fund had continued to seek its previous investment objective, the calendar year performance of the Fund would have varied from that shown.

The performance noted below, and prior to April 1, 2020, reflects the Fund's previous daily inverse leveraged investment objective, before fees and expenses, of -300% of the Index.

Total Return for the Calendar Years Ended December 31



During the period of time shown in the bar chart, the Fund's highest calendar quarter return was 198.98% for the quarter ended March 31, 2020 and its lowest calendar quarter return was -57.76% for the quarter ended June 30, 2020. The year-to-date return as of December 31, 2020 was -11.82%.

Average Annual Total Returns (for the periods ended December 31, 2020)

	1 Year	5 Years	10 Years
Return Before Taxes	-11.82%	-24.78%	-25.61%
Return After Taxes on Distributions	-11.82%	-24.91%	-25.67%
Return After Taxes on Distributions and Sale of Fund Shares	-6.99%	-15.89%	-12.03%
Energy Select Sector Index (reflects no deduction for fees, expenses or taxes)	-32.84%	-4.75%	-2.54%
S&P 500® Index (reflects no deduction for fees, expenses or taxes)	18.40%	15.22%	13.88%

After-tax returns are calculated using the historically highest individual federal marginal income tax rates and do not reflect the impact of state and local taxes. Actual after-tax returns depend on an investor's tax situation and may differ from those shown, and after-tax returns are not relevant to investors who hold their Fund shares through tax-deferred arrangements, such as 401(k) plans or individual retirement accounts. In addition, the "Return After Taxes on Distributions and Sale of Fund Shares" is higher because the calculation recognizes a capital loss upon the redemption of Fund shares and assumes the investor received the benefit of a tax deduction.

Annual returns are required to be shown and should not be interpreted as suggesting that the Fund should or should not be held for long periods of time.

Management

Investment Adviser. Rafferty Asset Management, LLC is the Fund's investment adviser.

Portfolio Managers. The following members of Rafferty's investment team are jointly and primarily responsible for the day-to-day management of the Fund:

Portfolio Managers	Years of Service with the Fund	Primary Title
Paul Brigandi	Since Inception in November 2008	Portfolio Manager
Tony Ng	Since September 2015	Portfolio Manager

Purchase and Sale of Fund Shares

The Fund's individual shares may only be purchased or sold in the secondary market through a broker-dealer or other financial intermediaries at market price rather than at net asset value. The market price of Shares will fluctuate in response to changes in the value of the Fund's holdings and supply and demand for the Shares, which may result in shareholders purchasing or selling the Shares on the secondary market at a market price that is greater than net asset value (a premium) or less than net asset value (a discount). Additionally, a shareholder may incur costs attributable to the difference between the highest price a buyer is willing to pay for the Fund's Shares (bid) and the lowest price a seller is willing to accept for the Fund's Shares (ask) when buying or selling Shares on the secondary market (the "bid-ask spread") in addition to brokerage commissions. The bid-ask spread may vary over time for Shares based on trading volume and market liquidity. Recent information regarding the Fund Shares such as net asset value, market price, premiums and discounts, bid-ask spreads, and related other information is available on the Fund's website, www.direxion.com/etfs?producttab=performance.

The Fund's shares are not individually redeemable by submitting Shares to the Fund. The Fund will issue and redeem Shares for cash only to Authorized Participants in large blocks, known as creation units, each of which is comprised of 50,000 Shares.

If a market disruption or similar event occurs, making it not reasonably practicable for the Fund to dispose of its securities or to determine its net asset value, the Fund could seek to limit or suspend purchases of creation units. Under such circumstances, the Fund's shares could trade at a significant premium or discount to their net asset value or wide bid-ask spreads and the Fund could experience substantial redemptions, which may cause the Fund to sell portfolio holdings, experience increased transaction costs and make greater taxable distributions. The Fund may seek

to change its investment objective by, for example, seeking to track an alternative index or changing its leverage multiplier. The Fund could liquidate all, or a portion of, its assets, which may be at unfavorable prices or the Fund may close.

Tax Information

The Fund intends to make distributions that may be taxed as ordinary income or long-term capital gains. Those distributions will be subject to federal income tax and may also be subject to state and local taxes, unless you are investing through a tax-deferred arrangement, such as a 401(k) plan or an individual retirement account. Distributions or investments made through tax-deferred arrangements may be taxed later upon withdrawal. Distributions by the Fund may be significantly higher than those of most other ETFs.

Payments to Broker-Dealers and Other Financial Intermediaries

If you purchase shares of the Fund through a broker-dealer or other financial intermediary (such as a bank or financial advisor), the Fund and/or its Adviser may pay the intermediary for the sale of Fund shares and related services. These payments may create a conflict of interest by influencing the broker-dealer or other financial intermediary and your salesperson to recommend the Fund over another investment. Ask your salesperson or visit your financial intermediary's website for more information.

Index Information

The "Energy Select Sector Index" is a product of S&P Dow Jones Indices LLC ("SPDJI"), and has been licensed for use by Rafferty. Standard & Poor's® and S&P® are registered trademarks of Standard & Poor's Financial Services LLC ("S&P"); Dow Jones® is a registered trademark of Dow Jones Trademark Holdings LLC ("Dow Jones"); and these trademarks have been licensed for use by SPDJI and sublicensed for certain purposes by Rafferty. Rafferty's ETFs are not sponsored, endorsed, sold or promoted by SPDJI, Dow Jones, S&P, or their respective affiliates and none of such parties make any representation regarding the advisability of investing in such product(s) nor do they have any liability for any errors, omissions, or interruptions of the Energy Select Sector Index.

Direxion Daily Gold Miners Index Bull 2X Shares

Important Information Regarding the Fund

The Direxion Daily Gold Miners Index Bull 2X Shares (formerly, the Direxion Daily Gold Miners Index Bull 3X Shares) (the "Fund") seeks **daily leveraged** investment results and is very different from most other exchange-traded funds. As a result, the Fund may be riskier than alternatives that do not use leverage because the Fund's objective is to magnify the daily performance of the NYSE Arca Gold Miners Index (the "Index"). The return for investors that invest for periods longer or shorter than a trading day should not be expected to be 200% of the performance of the Index for the period. The return of the Fund for a period longer than a trading day will be the result of each trading day's compounded return over the period, which will very likely differ from 200% of the return of the Index for that period. Longer holding periods, higher volatility of the Index and leverage increase the impact of compounding on an investor's returns. During periods of higher Index volatility, the volatility of the Index may affect the Fund's return as much as, or more than, the return of the Index.

The Fund is not suitable for all investors. The Fund is designed to be utilized only by knowledgeable investors who understand the potential consequences of seeking daily leveraged (2X) investment results, understand the risks associated with the use of leverage and are willing to monitor their portfolios frequently. The Fund is not intended to be used by, and is not appropriate for, investors who do not intend to actively monitor and manage their portfolios. For periods longer than a single day, the Fund will lose money if the Index's performance is flat, and it is possible that the Fund will lose money even if the Index's performance increases over a period longer than a single day. An investor could lose the full principal value of his/her investment within a single day if the Fund's Index loses more than 50% in one day.

Investment Objective

The Fund seeks daily investment results, before fees and expenses, of 200% of the daily performance of the Index. **The Fund does not seek to achieve its stated investment objective for a period of time different than a trading day.**

Fees and Expenses of the Fund

This table describes the fees and expenses that you may pay if you buy, hold, and sell shares of the Fund ("Shares"). You may pay other fees, such as brokerage commissions and other fees to financial intermediaries, which are not reflected in the table and example below.

Annual Fund Operating Expenses (expenses that you pay each year as a percentage of the value of your investment)

Management Fees	0.75%
Distribution and/or Service (12b-1) Fees	0.00%
Other Expenses of the Fund	0.15%
Acquired Fund Fees and Expenses ⁽¹⁾	<u>0.24%</u>
Total Annual Fund Operating Expenses	<u>1.14%</u>

⁽¹⁾ "Acquired Fund Fees and Expenses" include fees and expenses incurred indirectly by the Fund as a result of investments in other investment companies, including investments in money market funds. Because Acquired Fund Fees and Expenses are not borne directly by the Fund, they will not be reflected in the expense information in the Fund's financial statements and the information presented in the table will differ from that presented in the Fund's financial highlights included in the Fund's reports to shareholders.

Example - This example is intended to help you compare the cost of investing in the Fund with the cost of investing in other mutual funds. The example assumes that you invest \$10,000 in the Fund for the time periods indicated and then redeem all of your shares at the end of those periods. The example also assumes that your investment has a 5% return each year and that the Fund's operating expenses remain the same. Although your actual costs may be higher or lower, based on these assumptions your costs would be:

1 Year	3 Years	5 Years	10 Years
\$116	\$362	\$628	\$1,386

Portfolio Turnover

The Fund pays transaction costs, such as commissions, when it buys and sells securities (or "turns over" its portfolio). A higher portfolio turnover rate may indicate higher transaction costs and may result in higher taxes when Fund shares are held in a taxable account. These costs, which are not reflected in Annual Fund Operating Expenses or in the example, affect the Fund's performance. During the most recent fiscal year, the Fund's portfolio turnover rate was 333% of the average value of its portfolio. However, this portfolio turnover rate is calculated without regard to cash instruments or derivative transactions. If the Fund's extensive use of derivatives was reflected, the Fund's portfolio turnover rate would be significantly higher.

Principal Investment Strategy

The Index is a modified market capitalization weighted index comprised of publicly traded companies that operate globally in both developed and emerging markets, and are involved primarily in mining for gold and, to a lesser extent, in mining for silver. The Index will limit the weight of companies whose revenues are more significantly exposed to silver mining to less than 20% of the Index at each rebalance date. The Index may include small and mid-capitalization companies and foreign issuers, including among others, Canadian issuers.

As of December 31, 2020, the Index had 53 constituents, which had an average market capitalization of \$5.5 billion, median market capitalization of \$2.3 billion, total market capitalizations ranging from \$675 million to \$48.1 billion and were concentrated in the gold mining industry.

The Fund, under normal circumstances, invests at least 80% of its net assets (plus borrowing for investment purposes) in financial instruments, such as swap agreements, exchange-traded funds ("ETFs") that track the Index, securities of the Index and other financial instruments that provide daily leveraged exposure to the Index or to ETFs that track the Index. The financial instruments in which the Fund most commonly invests are swap agreements and futures contracts which are intended to produce economically leveraged investment results.

The components of the Index and the percentages represented by various sectors in the Index may change over time. The Fund will concentrate its investment in a particular industry or group of industries (*i.e.*, hold 25% or more of its total assets in the stocks of a particular industry or group of industries) to approximately the same extent as the Index is so concentrated.

The Fund may invest in the securities of the Index, a representative sample of the securities in the Index that has aggregate characteristics similar to those of the Index, an ETF that tracks the Index or a substantially similar index, and may utilize derivatives, such as swaps or futures on the Index or on an ETF that tracks the same Index or a substantially similar index, that provide leveraged exposure to the above.

The Fund seeks to remain fully invested at all times, consistent with its stated investment objective, but may not always have investment exposure to all of the securities in the Index, or its weighting of investment exposure to securities or industries may be different from that of the Index. In addition, the Fund may invest in securities or financial instruments not included in the Index.

The Fund will attempt to achieve its investment objective without regard to overall market movement or the increase or decrease of the value of the securities in the Index. At the close of the markets each trading day, Rafferty positions the Fund's portfolio so that its exposure to the Index is consistent with the Fund's investment objective. The impact of the Index's movements during the day will affect whether the Fund's portfolio needs to be re-positioned. For example, if the Index has risen on a given day, net assets of the Fund should rise, meaning that the Fund's exposure will need to be increased. Conversely, if the Index has fallen on a given day, net assets of the Fund should fall, meaning the Fund's exposure will need to be reduced. This re-positioning strategy typically results in high portfolio turnover. On a day-to-day basis, the Fund is expected to hold ETFs and money market funds, deposit accounts with institutions with high quality credit ratings, and/or short-term debt instruments that have terms-to-maturity of less than 397 days and exhibit high quality credit profiles, including U.S. government securities and repurchase agreements.

The terms "daily," "day," and "trading day," refer to the period from the close of the markets on one trading day to the close of the markets on the next trading day. Additionally, the Fund's investment objective is not a fundamental policy and may be changed by the Fund's Board of Trustees without shareholder approval.

Because of daily rebalancing and the compounding of each day's return over time, the return of the Fund for periods

longer than a single day will be the result of each day's returns compounded over the period, which will very likely differ from 200% of the return of the Index over the same period. The Fund will lose money if the Index performance is flat over time, and as a result of daily rebalancing, the Index's volatility and the effects of compounding, it is even possible that the Fund will lose money over time while the Index's performance increases over a period longer than a single day.

Principal Investment Risks

An investment in the Fund entails risk. The Fund may not achieve its leveraged investment objective and there is a risk that you could lose all of your money invested in the Fund. The Fund is not a complete investment program. In addition, the Fund presents risks not traditionally associated with other mutual funds and ETFs. It is important that investors closely review all of the risks listed below and understand them before making an investment in the Fund.

Effects of Compounding and Market Volatility Risk - The Fund has a daily leveraged investment objective and the Fund's performance for periods greater than a trading day will be the result of each day's returns compounded over the period, which is very likely to differ from 200% of the Index's performance, before fees and expenses. Compounding affects all investments, but has a more significant impact on funds that are leveraged and that rebalance daily. For a leveraged Fund, if adverse daily performance of the Index reduces the amount of a shareholder's investment, any further adverse daily performance will lead to a smaller dollar loss because the shareholder's investment had already been reduced by the prior adverse performance. Equally, however, if favorable daily performance of the Index increases the amount of a shareholder's investment, the dollar amount lost due to future adverse performance will increase because the shareholder's investment has increased.

The effect of compounding becomes more pronounced as Index volatility and the holding period increase. The impact of compounding will impact each shareholder differently depending on the period of time an investment in the Fund is held and the volatility of the Index during shareholder's holding period of an investment in the Fund.

The chart below provides examples of how Index volatility could affect the Fund's performance. Fund performance for periods greater than one single day can be estimated given any set of assumptions for the following factors: a) Index volatility; b) Index performance; c) period of time; d) financing rates associated with leveraged exposure; e) other Fund expenses; and f) dividends or interest paid with respect to securities in the Index. The chart below illustrates the impact of two principal factors – Index volatility and Index performance – on Fund performance. The chart shows estimated Fund returns for a number of combinations of Index volatility and Index performance over a one-year period. Performance shown in the chart assumes that: (i) no dividends were paid with respect to the securities included in the Index; (ii) there were no Fund expenses; and (iii) borrowing/lending rates (to obtain leveraged exposure) of 0%. If Fund expenses and/or actual borrowing/lending rates were reflected, the estimated returns would be different than those shown.

Particularly during periods of higher Index volatility, compounding will cause results for periods longer than a trading day to vary from 200% of the performance of the Index.

As shown in the chart below, the Fund would be expected to lose 6.1% if the Index provided no return over a one year period during which the Index experienced annualized volatility of 25%. At higher ranges of volatility, there is a chance of a significant loss of value in the Fund, even if the Index's return is flat. **For instance, if the Index's annualized volatility is 100%, the Fund would be expected to lose 63.2% of its value, even if the cumulative Index return for the year was 0%.** Areas shaded red (or dark gray) represent those scenarios where the Fund can be expected to return less than 200% of the performance of the Index and those shaded green (or light gray) represent those scenarios where the Fund can be expected to return more than 200% of the performance of the Index. The Fund's actual returns may be significantly better or worse than the returns shown below as a result of any of the factors discussed above or in "Daily Index Correlation/Tracking Risk" below.

One Year Index Return	200% One Year Index Return	Volatility Rate				
		10%	25%	50%	75%	100%
-60%	-120%	-84.2%	-85.0%	-87.5%	-90.9%	-94.1%
-50%	-100%	-75.2%	-76.5%	-80.5%	-85.8%	-90.8%
-40%	-80%	-64.4%	-66.2%	-72.0%	-79.5%	-86.8%
-30%	-60%	-51.5%	-54.0%	-61.8%	-72.1%	-82.0%
-20%	-40%	-36.6%	-39.9%	-50.2%	-63.5%	-76.5%
-10%	-20%	-19.8%	-23.9%	-36.9%	-53.8%	-70.2%
0%	0%	-1.0%	-6.1%	-22.1%	-43.0%	-63.2%
10%	20%	19.8%	13.7%	-5.8%	-31.1%	-55.5%
20%	40%	42.6%	35.3%	12.1%	-18.0%	-47.0%
30%	60%	67.3%	58.8%	31.6%	-3.7%	-37.8%
40%	80%	94.0%	84.1%	52.6%	11.7%	-27.9%
50%	100%	122.8%	111.4%	75.2%	28.2%	-17.2%
60%	120%	153.5%	140.5%	99.4%	45.9%	-5.8%

The Index's annualized historical volatility rate for the five year period ended December 31, 2020 was 33.34%. The Index's highest volatility rate for any one calendar year during the five year period was 45.63% and volatility for a shorter period of time may have been substantially higher. The Index's annualized performance for the five-year period ended December 31, 2020 was 22.42%. Historical Index volatility and performance are not indications of what the Index volatility and performance will be in the future. The volatility of ETFs or instruments that reflect the value of the Index, such as swaps, may differ from the volatility of the Index.

For information regarding the effects of volatility and Index performance on the long-term performance of the Fund, see "Additional Information Regarding Investment Techniques and Policies" in the Fund's statutory prospectus, and "Leverage - Special Note Regarding the Correlation Risks of the Funds" in the Fund's Statement of Additional Information.

Leverage Risk — The Fund obtains investment exposure in excess of its net assets by utilizing leverage and may lose more money in market conditions that are adverse to its investment objective than a fund that does not utilize

leverage. An investment in the Fund is exposed to the risk that a decline in the daily performance of the Index will be magnified. This means that an investment in the Fund will be reduced by an amount equal to 2% for every 1% daily decline in the Index, not including the costs of financing leverage and other operating expenses, which would further reduce its value. The Fund could theoretically lose an amount greater than its net assets in the event of an Index decline of more than 50%. Leverage will also have the effect of magnifying any differences in the Fund's correlation with the Index.

Due to the limited availability of necessary investments or financial instruments, the Fund could, among other things, as a defensive measure, limit or suspend creations or redemptions of Creation Units until the Adviser determines that the requisite exposure to the Index is obtainable. During the period that creation or redemptions are affected, the Fund's shares could trade at a significant premium or discount to their net asset value or the bid-ask spread of the Fund's shares could widen significantly. In the case of a period during which creations are suspended, the Fund could experience significant redemptions, which may cause the Fund to sell portfolio securities at unfavorable prices and increased transaction and other costs and make greater taxable distributions to shareholders of the Fund. The Fund may also change its investment objective by, for example, seeking to track an alternative index, or lowering its leverage multiple or the Fund could close.

Derivatives Risk — Derivatives are financial instruments that derive value from the underlying reference asset or assets, such as stocks, bonds, or funds (including ETFs), interest rates or indexes. The Fund's investments in derivatives may pose risks in addition to, and greater than, those associated with directly investing in securities or other ordinary investments, including risk related to the market, leverage, imperfect daily correlations with underlying investments or the Fund's other portfolio holdings, higher price volatility, lack of availability, counterparty risk, liquidity, valuation and legal restrictions. The use of derivatives is a highly specialized activity that involves investment techniques and risks different from those associated with ordinary portfolio securities transactions. The use of derivatives may result in larger losses or smaller gains than directly investing in securities. When the Fund uses derivatives, there may be imperfect correlation between the value of the reference assets and the derivative, which may prevent the Fund from achieving its investment objective. Because derivatives often require only a limited initial investment, the use of derivatives may expose the Fund to losses in excess of those amounts initially invested.

The Fund may use a combination of swaps on the Index and swaps on an ETF whose investment objective is to track the performance of the same or a substantially similar index to achieve its investment objective. The reference ETF may not closely track the performance of the Index due to fees and other costs borne by the ETF and other factors, such as an ETF's premium or discount. Thus, to the extent that the Fund invests in swaps that use an ETF as a reference asset, the Fund may be subject to greater correlation risk and may not achieve as high a degree of correlation with

the Index as it would if the Fund used swaps that utilized the Index as the reference asset. Any financing, borrowing or other costs associated with using derivatives may also reduce the Fund's return.

In addition, the Fund's investments in derivatives are subject to the following risks:

- **Swap Agreements.** Swap agreements are entered into primarily with major global financial institutions for a specified period, which may range from one day to more than one year. The swap agreements in which the Fund invests are generally traded in the over-the-counter market, which generally has less transparency than exchange-traded derivatives instruments. In a standard swap transaction, two parties agree to exchange the return (or differentials in rates of return) earned or realized on particular predetermined reference assets or underlying securities or instruments. The gross return to be exchanged or swapped between the parties is calculated based on a notional amount or the return on or change in value of a particular dollar amount invested in a basket of securities representing a particular index or an ETF that seeks to track an index.

If the Index has a dramatic move that causes a material decline in the Fund's net assets, the terms of a swap agreement between the Fund and its counterparty may permit the counterparty to immediately close out the swap transaction with the Fund. In that event, the Fund may be unable to enter into another swap agreement or invest in other derivatives to achieve exposure consistent with the Fund's investment objective. This may prevent the Fund from achieving its leveraged investment objective, even if the Index later reverses all or a portion of its movement. This may result in the value of an investment in the Fund changing quickly and without warning.

- **Futures Contracts.** Futures contracts are typically exchange-traded contracts that call for the future delivery of an asset at a certain price and date, or cash settlement of the terms of the contract. There may be an imperfect correlation between the changes in market value of the securities held by the Fund and the prices of futures contracts. There may not be a liquid secondary market for the futures contracts and the Fund may not be able to enter into a closing transaction. Regulations may also limit the number of positions that can be held or controlled by the Fund or the Adviser, thus limiting the ability of the Fund to implement its leveraged investment strategy. Futures markets are highly volatile and the use of futures may increase the Fund's volatility. The value of an investment in the Fund may change quickly and without warning.

Counterparty Risk — A counterparty may be unwilling or unable to make timely payments to meet its contractual obligations or may fail to return holdings that are subject to the agreement with the counterparty. If the counterparty or its affiliate becomes insolvent, bankrupt or defaults on its payment obligations to the Fund, the value of an investment held by the Fund may decline. Additionally, if any collateral posted by the counterparty for the benefit of the Fund is insufficient or there are delays in the Fund's

ability to access such collateral, the Fund may not be able to achieve its leveraged investment objective. The Fund may also not be able to exercise remedies, such as the termination of transactions, netting of obligations and realization on collateral if such remedies are stayed or eliminated under special resolutions adopted in the United States, the European Union and various other jurisdictions.

In addition, the Fund may enter into swap agreements with a limited number of counterparties, which may increase the Fund's exposure to counterparty credit risk. Further, there is a risk that no suitable counterparties will be willing to enter into, or continue to enter into, transactions with the Fund and, as a result, the Fund may not be able to achieve its leveraged investment objective or may decide to change its leveraged investment objective.

Rebalancing Risk — If for any reason the Fund is unable to rebalance all or a part of its portfolio, or if all or a portion of the portfolio is rebalanced incorrectly, the Fund's investment exposure may not be consistent with its investment objective. In these instances, the Fund may have investment exposure to the Index that is significantly greater or significantly less than its stated multiple. The Fund may be more exposed to leverage risk than if it had been properly rebalanced and may not achieve its investment objective, leading to significantly greater losses or reduced gains.

Intra-Day Investment Risk - The Fund seeks leveraged investment results from the close of the market on a given trading day until the close of the market on the subsequent trading day. The exact exposure of an investment in the Fund intraday in the secondary market is a function of the difference between the value of the Index at the market close on the first trading day and the value of the Index at the time of purchase. If the Index gains value, the Fund's net assets will rise by the same amount as the Fund's exposure. Conversely, if the Index declines, the Fund's net assets will decline by the same amount as the Fund's exposure. Thus, an investor that purchases shares intra-day may experience performance that is greater than, or less than, the Fund's stated multiple of the Index.

If there is a significant intra-day market event and/or the securities of the Index experience a significant decrease, the Fund may not meet its investment objective, be able to rebalance its portfolio appropriately, or may experience significant premiums or discounts, or widened bid-ask spreads. Additionally, the Fund may close to purchases and sales of Shares prior to the close of trading on the Exchange and incur significant losses.

Daily Index Correlation/Tracking Risk - There is no guarantee that the Fund will achieve a high degree of correlation to the Index and therefore achieve its daily leveraged investment objective. The Fund's exposure to the Index is impacted by the Index's movement. Because of this, it is unlikely that the Fund will be perfectly exposed to the Index at the end of each day. The possibility of the Fund being materially over- or under-exposed to the Index increases on days when the Index is volatile near the close of the trading day. Market disruptions, regulatory restrictions and high volatility will also adversely affect the Fund's ability to adjust exposure to the required levels.

Due to the Index including instruments that trade on a different market than the Fund, the Fund's return may vary from a multiple of the performance of the Index because different markets may close before the NYSE Arca, Inc. opens or may not be open for business on the same calendar days as the Fund. Additionally, due to differences in trading hours, and because the Index may be calculated using prices obtained at times other than the Fund's net asset value calculation time or due to the fair valuation of Index securities, the Fund's performance may not correlate the Index.

The Fund may have difficulty achieving its daily leveraged investment objective due to fees, expenses, transaction costs, financing costs related to the use of derivatives, investments in ETFs, directly or indirectly, income items, valuation methodology, accounting standards, regulatory reasons (such as, diversification requirements) and disruptions or illiquidity in the markets for the securities or derivatives held by the Fund. The Fund may be subject to large movements of assets into and out of the Fund, potentially resulting in the Fund being over- or under-exposed to the Index. The Fund may not have investment exposure to all of the securities in the Index or its weighting of investment exposure to the securities may be different from that of the Index. In addition, the Fund may invest in securities that are not included in the Index. The Fund may also invest directly in or use other investment companies, such as ETFs, which may result in increased tracking error for the Fund. Additionally, an ETF's performance may differ from the index it tracks, thus resulting in additional tracking error for the Fund. Activities surrounding periodic Index reconstitutions and other Index rebalancing events may also hinder the Fund's ability to meet its daily leveraged investment objective. For example, the Fund may take or refrain from taking positions to improve tax efficiency or to comply with various regulatory restrictions, which may negatively impact the Fund's correlation to the Index. Any of these factors could decrease correlation between the performance of the Fund and the Index and may hinder the Fund's ability to meet its daily investment objective.

Gold and Silver Mining Company Risk - Because the Index is concentrated in the gold mining industry and may have significant exposure to assets in the silver mining industry, the Fund will be sensitive to changes in the overall condition of gold- and silver-related companies. Competitive pressures may have a significant effect on the financial condition of gold- and silver-related companies. Also gold- and silver-related companies are highly dependent on the price of gold and silver bullion, respectively, and may be adversely affected by a variety of worldwide economic, financial and political factors. These prices may fluctuate substantially over short periods of time, which may cause the value of the gold- and silver-related companies to be more volatile than the general market. Fluctuations in the price of gold or silver may be due to a number of factors, including changes in inflation, currency exchanges rates and industrial and commercial demand (including fabricator demand). Increased environmental or labor costs may depress the value of metal investments. If a natural disaster or other event with a significant economic impact occurs in a region in which the companies included in the Index operate, such disaster or

event could negatively impact the profitability of such companies and, in turn, impact the Fund's return.

In particular, a drop in the price of gold and/or silver bullion would particularly adversely affect the profitability of small and mid-capitalization mining companies and their ability to secure financing. Companies that are only in the exploration state are typically unable to adopt specific strategies of controlling the impact of the price of gold or silver on their companies. The exploration and development of mineral deposits involve significant financial risks over a significant period of time, which even a combination of careful evaluation, experience and knowledge may not eliminate. Few properties that are explored are ultimately developed into producing mines. Major expenditures may be required to establish reserves by drilling and to construct mining and processing facilities at a site. In addition, many early stage miners operate at a loss and are dependent on securing equity and/or debt financing, which might be more difficult to secure for an early stage mining company than for a more established company.

Mining and Metal Industry Risk - Mining and metal companies can be significantly affected by international political and economic developments, energy conservation, the success of exploration projects, commodity prices, taxes and government regulations. Investments in mining and metal industry companies may be speculative and subject to greater price volatility than investments in other types of companies. Increased environmental or labor costs may depress the value of mining and metal investments. In addition, changes in international monetary policies or economic and political conditions can affect the supply of gold and precious metals, and consequently the value of mining and metal company investments. Further, the principal supplies of metal industries may be concentrated in a small number of countries and regions.

Other Investment Companies (including ETFs) Risk — The Fund may invest directly in another investment company by purchasing shares of the investment company or indirectly by utilizing an investment company as the reference asset of a derivative instrument. By investing in another investment company, including an ETF, the Fund becomes a shareholder of that investment company and as a result, Fund shareholders indirectly bear the Fund's proportionate share of the fees and expenses of the other investment company, in addition to the fees and expenses of the Fund's own operations. As a shareholder, the Fund must rely on the other investment company to achieve its investment objective. The Fund's performance may be magnified positively or negatively by virtue of its investment in other investment companies. If the other investment company fails to achieve its investment objective, the value of the Fund's investment will not perform as expected, thus affecting the Fund's performance and its correlation with the Index. In addition, because shares of ETFs are listed and traded on national stock exchanges, their shares may trade at a discount or a premium to an ETF's net asset value, and an ETF's market price may be more or less than the value of the index that the ETF tracks especially during periods of market volatility or disruption. Because the Fund transacts and prices its direct or indirect investments in ETFs at market price, the Fund's use of ETFs could have

an adverse impact on the Fund's ability to achieve its investment objective. Investments in such shares may be subject to brokerage and other trading costs, which could result in greater expenses to the Fund. Finally, depending on the demand in the market, the Fund may not be able to liquidate its holdings in ETFs at an optimal price or time, which may adversely affect the Fund's performance.

Natural Disaster/Epidemic and Market Disruption Risk – Natural or environmental disasters, such as earthquakes, fires, floods, hurricanes, and tsunamis and widespread disease, including pandemics and epidemics have been and can be highly disruptive to economies and markets and have recently led, and may continue to lead to increased market volatility and significant market losses. Such natural disasters and health crises could exacerbate political, social and economic risks, and result in significant breakdowns, delays, shutdowns, social isolation, and other disruptions to important global, local and regional supply chains. A climate of uncertainty and panic, including the contagion of infectious viruses and diseases, may adversely affect global, regional, and local economies and reduce the availability of potential investment opportunities, and increases the difficulty of performing due diligence and modeling market conditions, potentially reducing the accuracy of financial projections. A widespread crisis would also affect the global economy in ways that cannot necessarily be foreseen. Adverse effects may be more pronounced for developing or emerging market countries that have less established health care systems. How long such events will last and whether they will continue or recur cannot be predicted.

Significant market volatility and market downturns may limit the Fund's ability to sell securities and obtain long exposure to securities, and the Fund's sales and long exposures may exacerbate the market volatility and downturn. Under such circumstances, the Fund may have difficulty achieving its investment objective for one or more trading days, which may adversely impact the Fund's returns on those days and periods inclusive of those days. Alternatively, the Fund may incur higher costs (including swap financing costs) in order to achieve its investment objective and may be forced to purchase and sell securities (including other ETFs' shares) at market prices that do not represent their fair value (including in the case of an ETF, its net asset value) or at times that result in differences between the price the Fund receives for the security or the value of the swap exposure and the market closing price of the security or the market closing value of the swap exposure. Under those circumstances, the Fund's ability to track its Index is likely to be adversely affected, the market price of Fund shares may reflect a greater premium or discount to net asset value and bid-ask spreads in the Fund's shares may widen, resulting in increased transaction costs for secondary market purchasers and sellers. The Fund may also incur additional tracking error due to the use of futures contracts or other securities that are not perfectly correlated to the Index.

The recent pandemic spread of the novel coronavirus known as COVID-19 has proven to be a market disrupting event. The impact of this virus, like other pandemics that may arise in the future, has negatively affected, and may continue to negatively affect, the economies of many nations,

companies, and the global securities and commodities markets, including by reducing liquidity in the markets. It is impossible to predict the full effects, durations and costs of the COVID-19 pandemic.

Market Risk — Turbulence in financial markets and reduced liquidity in equity, credit and fixed income markets may negatively affect many issuers worldwide, which could have an adverse effect on the Fund.

Historically, market cycles have included long term positive and negative periods. Since approximately 2008, the market has largely moved upward and accordingly, the market may be poised for a correction or downturn.

Emerging Markets Risk — Securities of issuers located in emerging markets face the potential for greater market volatility, lower trading volume, higher levels of inflation, political and economic instability, greater risk of market shutdown and more government limitations on foreign investments. Emerging market countries may include economies that concentrate in only a few industries, security issues that are held by only a few investors, limited trading capacity in local exchanges and the possibility that markets or issuances or securities offerings may be manipulated by foreign nationals who have inside information. Additionally, emerging markets often have less uniformity in accounting and reporting requirements, less reliable securities valuations and greater risks associated with custody of securities than developed markets. Shareholder claims and legal remedies that are common in the United States may be difficult or impossible to pursue in many emerging market countries. Emerging markets often have greater risk of capital controls through such measures as taxes or interest rate control than developed markets. Certain emerging markets countries may also lack the infrastructure necessary to attract large amounts of foreign trade and investment. Local securities markets in emerging market countries may trade a small number of securities and may be unable to respond effectively to increases in trading volume, potentially making prompt liquidation of holdings difficult or impossible at times. Settlement procedures in emerging market countries are frequently less developed and reliable than those in other developed countries, which may result in significant delays in registering the transfer of securities and may make it more difficult for the Fund to value its holdings.

Economic, business, political, or social instability may adversely affect the value of emerging market securities more than securities of developed markets. Additionally, any of these developments may result in a decline in the value of a country's currency. Emerging markets may develop unevenly and may never fully develop. There is also a higher risk of loss due to expropriation, nationalization, confiscation of assets and property or the imposition of restrictions on foreign investments and repatriation of capital invested in certain emerging market countries.

Canadian Securities Risk — The Canadian economy is very dependent on the demand for, and supply and price of, natural resources and on relationships with certain key trading partners, including the United States, countries in the European Union and China. Because the United States is Canada's largest trading partner and foreign investor, the

Canadian economy is dependent on and may significantly be affected by the U.S. economy. Reduction in spending on Canadian products and services, changes in natural resource sectors or changes in the U.S. economy may adversely impact the Canadian economy. Trade agreements may further increase Canada's dependency on the U.S. economy, and uncertainty as to the future of such trade agreements may cause a decline in the value of Canadian companies. The Canadian economy is also sensitive to fluctuations in certain commodity prices. In addition, certain sectors of Canada's economy may be subject to foreign ownership limitations, which may negatively impact the ability of the funds and counterparties that the Fund utilizes to invest in the securities of the Index.

Large-Capitalization Company Risk — Large-capitalization companies may be less able to adapt to changing market conditions or to respond quickly to competitive challenges or to changes in business, product, financial, or market conditions and may not be able to maintain growth at rates that may be achieved by well-managed smaller and mid-size companies, which may affect the companies' returns.

Small- and/or Mid-Capitalization Company Risk — Small- and mid-capitalization companies often have narrower markets for their goods and/or services and more limited managerial and financial resources and often have limited product lines, services, markets, financial resources or are dependent on a small management group. Because these stocks are not well-known to the investing public, do not have significant institutional ownership and are followed by relatively few security analysts, there will normally be less publicly available information concerning these securities compared to what is available for the securities of larger companies. Adverse publicity and investor perceptions, whether or not based on fundamental analysis, can decrease the value and liquidity of securities held by the Fund resulting in more volatile performance. These companies may face greater risk of business failure, which could increase the volatility of the Fund's portfolio.

Currency Exchange Rate Risk — Changes in foreign currency exchange rates will affect the value of the Fund's investments in securities denominated in a country's currency. Generally, when the U.S. Dollar rises in value against a foreign currency, an investment in that country loses value because that currency is worth fewer U.S. Dollars. Devaluation of a currency by a country's government or banking authority also will have a significant impact on the value of any investments denominated in that currency. If the Fund is exposed to a limited number of currencies, any change in the value of these currencies could have a material impact on the Fund's net asset value.

Depository Receipt Risk — To the extent the Fund invests in, and/or has exposure to, foreign companies, the Fund's investment may be in the form of depository receipts or other securities convertible into securities of foreign issuers including American Depository Receipts ("ADRs"), European Depository Receipts ("EDRs"), and Global Depository Receipts ("GDRs"). Such investments continue to be subject to most

of the risks associated with investing directly in foreign securities, including political and exchange rate risks.

Foreign Securities Risk — Investing in, and/or having exposure to, foreign instruments may involve greater risks than investing in domestic instruments. As a result, the Fund's returns and net asset value may be affected to a large degree by fluctuations in currency exchange rates, political, diplomatic or economic conditions and regulatory requirements in other countries. The laws and accounting, auditing, and financial reporting standards in foreign countries typically are not as strict as they are in the U.S., and there may be less public information available about foreign companies. Additionally, the Fund may be impacted by a limitation on foreign ownership of securities, the imposition of withholding or other taxes, restrictions on the repatriation of cash or other assets, higher transaction and custody costs, delays in the settlement of securities, difficulties in enforcing contractual obligations and lower levels of regulation in the securities markets.

Geographic Concentration Risk — Investments in a particular country or geographic region may be particularly susceptible to political, diplomatic or economic conditions and regulatory requirements. As a result, the Fund may be more volatile than a more geographically diversified fund.

International Closed-Market Trading Risk — Because the Fund may invest in, and/or have exposure to, securities that are traded in markets that are closed when the NYSE Arca, Inc. is open, there are likely to be deviations between its current value and its last sale price. As a result, premiums or discounts to net asset value may develop in share prices. Additionally, the performance of the Fund may vary from the performance of the Index.

Index Strategy Risk — The Fund is linked to an Index maintained by a third party provider unaffiliated with the Fund. Securities held by the Fund will generally not be bought or sold in response to market fluctuations and may be concentrated in a particular industry if the Index is so concentrated. The Fund will generally not sell a security because its issuer is in financial trouble or its value has declined, unless that holding is removed or is anticipated to be removed from the Index.

The Index relies on various sources of information to assess the securities included in the Index, including information that may be based on assumptions or estimates and there is no guarantee that the methodology utilized by the Index Provider will result in the Index achieving positive returns. There is no assurance that the Index Provider's calculation methodology or sources of information will provide an accurate assessment of the Index's securities. The Index may also underperform other asset classes or similar indices. Errors in Index data, Index computations or the construction of the Index in accordance with its methodology may occur from time to time and may not be identified and corrected by the Index Provider for a period of time or at all, which may have an adverse impact on the Fund and its shareholders.

The Fund's daily performance may deviate from a multiple of the daily return of the Index due to legal restrictions or limitations imposed by governments of certain countries, certain listing standards of the Fund's Exchange, a lack of

liquidity on stock exchanges where securities trade, potential adverse tax consequences or other regulatory reasons (diversification requirements). The securities that comprise the Index are valued at the securities' closing prices on local foreign markets. The Fund or the ETF it utilizes to obtain exposure to the Index may fair value the Index's securities, which may adversely impact the Fund's ability to achieve its leveraged investment objective.

Liquidity Risk — Some securities held by the Fund, including derivatives, may be difficult to sell or be illiquid, particularly during times of market turmoil. Markets for securities or financial instruments could be disrupted by a number of events, including, but not limited to, an economic crisis, natural disasters, epidemics/pandemics, new legislation or regulatory changes inside or outside the United States. Illiquid securities may be difficult to value, especially in changing or volatile markets. If the Fund is forced to sell an illiquid security at an unfavorable time or price, the Fund may be adversely impacted. Certain market conditions or restrictions, such as market rules related to short sales, may prevent the Fund from limiting losses, realizing gains or achieving a high correlation with its Index. There is no assurance that a security that is deemed liquid when purchased will continue to be liquid. Market illiquidity may cause losses for the Fund. To the extent that the Index value increases or decreases significantly, the Fund may be one of many market participants that are attempting to transact in the securities of the Index. Under such circumstances, the market for securities of the Index may lack sufficient liquidity for all market participants' trades. Therefore, the Fund may have more difficulty transacting in the securities or financial instruments and the Fund's transactions could exacerbate the price changes of the securities of the Index and may impact the ability of the Fund to achieve its investment objective.

Early Close/Trading Halt Risk — An exchange or market may close or issue trading halts on specific securities, or the ability to buy or sell certain portfolio securities or financial instruments may be restricted, which may result in the Fund being unable to buy or sell certain securities or financial instruments. In such circumstances, the Fund may be unable to rebalance its portfolio, may be unable to accurately price its investments, may incur significant tracking differences with its Index, may incur substantial losses and may limit or stop purchases of the Fund. If there is a significant intra-day market event and/or the securities of the Index experience a significant increase or decrease, the Fund may not meet its investment objective or rebalance its portfolio appropriately. Additionally, the Fund may close to purchases and sales of Shares prior to the close of regular trading on the NYSE Arca, Inc. and incur significant losses.

Equity Securities Risk — Investments in, and/or exposure to, publicly issued equity securities, including common stocks, are subject to market risks that may cause their prices to fluctuate over time. Fluctuations in the value of equity securities in which the Fund invests will cause the net asset value of the Fund to fluctuate.

High Portfolio Turnover Risk - Daily rebalancing of the Fund's holdings pursuant to its daily investment objective causes

a much greater number of portfolio transactions when compared to most ETFs. Additionally, active market trading of the Fund's Shares on such exchanges as the NYSE Arca, Inc., could cause more frequent creation and redemption activities, which could increase the number of portfolio transactions. Frequent and active trading may lead to higher transaction costs because of increased broker commissions resulting from such transactions. In addition, there is the possibility of significantly increased short-term capital gains (which will be taxable to shareholders as ordinary income when distributed to them). The Fund calculates portfolio turnover without including the short-term cash instruments or derivative transactions that comprise the majority of the Fund's trading. As such, if the Fund's extensive use of derivative instruments were reflected, the calculated portfolio turnover rate would be significantly higher.

Non-Diversification Risk — The Fund is non-diversified, which means it invests a high percentage of its assets in a limited number of securities. Its net asset value and total return may fluctuate more or fall greater in times of weaker markets than a diversified fund.

Securities Lending Risk — Securities lending involves the risk that the Fund may lose money because the borrower of the loaned securities fails to return the securities in a timely manner or at all. The Fund could also lose money in the event of a decline in the value of collateral provided for loaned securities, a decline in the value of any investments made with cash collateral, or a "gap" between the return on cash collateral reinvestments and any fees the Fund has agreed to pay a borrower. These events could also trigger adverse tax consequences for the Fund.

Special Risks of Exchange-Traded Funds

Authorized Participants Concentration Risk. The Fund may have a limited number of financial institutions that may act as Authorized Participants. To the extent that those Authorized Participants exit the business or are unable to process creation and/or redemption orders, Shares may trade at larger bid-ask spreads and/or premiums or discounts to net asset value. Authorized Participant concentration risk may be heightened for a fund that invests in non-U.S. securities or other securities or instruments that have lower trading volumes.

Market Price Variance Risk. Fund Shares are listed for trading on NYSE Arca and can be bought and sold in the secondary market at market prices rather than at net asset value. The market prices of Shares will fluctuate in response to changes in the value of the Fund's holdings and supply and demand for Shares. Shareholders that purchase or sell Shares on the secondary market may trade Shares at a price greater than net asset value (a premium) or less than net asset value (a discount). There may be times when the market price and the net asset value vary significantly. The Fund's investment results are measured based upon the daily net asset value of the Fund over a period of time. Investors purchasing and selling Shares in the secondary market may not experience the same investment results as experienced by those creating and redeeming Shares at net asset value. There is no guarantee that an active secondary market will develop for Shares. To the extent that exchange specialists, market

makers, Authorized Participants, or other participants are unavailable or unable to trade the Fund's Shares and/or create or redeem Creation Units, market disruptions or significant market volatility, bid-ask spreads and premiums or discounts may widen.

Fund Shares Trading Risk/Bid-Ask Spread Risk. Investments in Fund shares are subject to risks as a result of their trading in the secondary market. For example, investors transacting in the secondary market may incur costs as a result of there being a (potentially significant) spread (or difference) between the price that purchasers are willing to pay for shares (the bid) and the price at which sellers are willing to sell shares (the ask). This spread, which is known as a bid-ask spread, will vary based on, among other things, market demand for shares, the liquidity of the Fund portfolio and other factors. In addition, like other securities that are listed on an exchange, Fund shares can be sold short. Accordingly, their price can be volatile and they can be subject to pressure from short sales. Further, trading in all listed securities, including Fund shares, can be halted, including due to market volatility triggering "circuit breaker" rules.

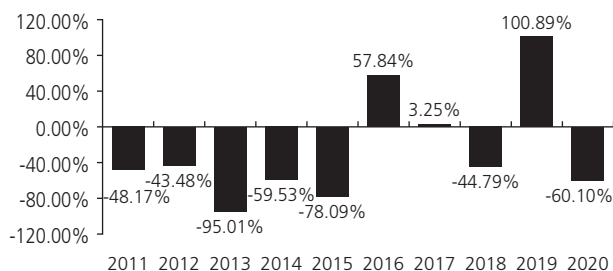
Fund Performance

The following performance information provides some indication of the risks of investing in the Fund by demonstrating how its returns have varied from calendar year to calendar year. The bar chart shows changes in the Fund's performance from calendar year to calendar year. The table shows how the Fund's average annual returns for the one-year, five-year, and ten-year periods compare with those of one or more broad-based market indexes for the same periods. The Fund's past performance, before and after taxes, is not necessarily an indication of how the Fund will perform in the future. Updated performance is available on the Fund's website at www.direxion.com/etfs?producttab=performance or by calling the Fund toll-free at (866) 476-7523.

Performance prior to December 1, 2011 reflects the Fund's previous investment objective where it sought daily investment results, before fees and expenses, of 200% of the performance of the Index. If the Fund had continued to seek its previous investment objective, the calendar year performance of the Fund would have varied from that shown.

The performance noted below, and prior to April 1, 2020, reflects the Fund's previous daily leveraged investment objective, before fees and expenses, of 300% of the Index.

Total Return for the Calendar Years Ended December 31



During the period of time shown in the bar chart, the Fund's highest calendar quarter return was 140.48% for the quarter ended March 31, 2016 and its lowest calendar quarter return

was -81.05% for the quarter ended March 31, 2020. The year-to-date return as of December 31, 2020 was -60.10%.

Average Annual Total Returns (for the periods ended December 31, 2020)

	1 Year	5 Years	10 Years
Return Before Taxes	-60.10%	-6.33%	-50.21%
Return After Taxes on Distributions	-60.10%	-6.38%	-50.32%
Return After Taxes on Distributions and Sale of Fund Shares	-35.58%	-4.65%	-13.20%
NYSE ARCA Gold Miners Index (reflects no deduction for fees, expenses or taxes)	23.69%	22.42%	-4.17%
S&P 500® Index (reflects no deduction for fees, expenses or taxes)	18.40%	15.22%	13.88%

After-tax returns are calculated using the historically highest individual federal marginal income tax rates and do not reflect the impact of state and local taxes. Actual after-tax returns depend on an investor's tax situation and may differ from those shown, and after-tax returns are not relevant to investors who hold their Fund shares through tax-deferred arrangements, such as 401(k) plans or individual retirement accounts. In addition, the "Return After Taxes on Distributions and Sale of Fund Shares" is higher because the calculation recognizes a capital loss upon the redemption of Fund shares and assumes the investor received the benefit of a tax deduction.

Annual returns are required to be shown and should not be interpreted as suggesting that the Fund should or should not be held for long periods of time.

Management

Investment Adviser. Rafferty Asset Management, LLC is the Fund's investment adviser.

Portfolio Managers. The following members of Rafferty's investment team are jointly and primarily responsible for the day-to-day management of the Fund:

Portfolio Managers	Years of Service with the Fund	Primary Title
Paul Brigandi	Since Inception in December 2010	Portfolio Manager
Tony Ng	Since September 2015	Portfolio Manager

Purchase and Sale of Fund Shares

The Fund's individual shares may only be purchased or sold in the secondary market through a broker-dealer or other financial intermediaries at market price rather than at net asset value. The market price of Shares will fluctuate in response to changes in the value of the Fund's holdings and supply and demand for the Shares, which may result in shareholders purchasing or selling the Shares on the secondary market at a market price that is greater than net asset value (a premium) or less than net asset value (a discount). A shareholder may incur costs attributable to the difference between the highest price a buyer is willing to

pay for the Fund's Shares (bid) and the lowest price a seller is willing to accept for the Fund's Shares (ask) when buying or selling Shares on the secondary market (the "bid-ask spread") in addition to brokerage commissions. The bid-ask spread may vary over time for Shares based on trading volume and market liquidity. Recent information regarding the Fund Shares such as net asset value, market price, premiums and discounts and bid-ask spreads and related other information is available on the Fund's website, www.direxion.com/etfs?producttab=performance.

The Fund's shares are not individually redeemable by the Fund. The Fund will issue and redeem Shares only to Authorized Participants in exchange for cash or a deposit or delivery of a basket of assets (securities and/or cash) in large blocks, known as creation units, each of which is comprised of 50,000 Shares.

If a market disruption or similar event occurs, making it not reasonably practicable for the Fund to dispose of its securities or to determine its net asset value, the Fund could seek to limit or suspend purchases of creation units. Under such circumstances, the Fund's shares could trade at a significant premium or discount to their net asset value or wide bid-ask spreads and the Fund could experience substantial redemptions, which may cause the Fund to sell portfolio holdings, experience increased transaction costs and make greater taxable distributions. The Fund may seek to change its investment objective by, for example, seeking to track an alternative index or changing its leverage multiplier. The Fund could liquidate all, or a portion of, its assets, which may be at unfavorable prices or the Fund may close.

Tax Information

The Fund intends to make distributions that may be taxed as ordinary income or long-term capital gains. Those distributions will be subject to federal income tax and may also be subject to state and local taxes, unless you are investing through a tax-deferred arrangement, such as a 401(k) plan or an individual retirement account. Distributions or investments made through tax-deferred arrangements may be taxed later upon withdrawal. Distributions by the Fund may be significantly higher than those of most other ETFs.

Payments to Broker-Dealers and Other Financial Intermediaries

If you purchase shares of the Fund through a broker-dealer or other financial intermediary (such as a bank or financial advisor), the Fund and/or its Adviser may pay the intermediary for the sale of Fund shares and related services. These payments may create a conflict of interest by influencing the broker-dealer or other financial intermediary and your salesperson to recommend the Fund over another investment. Ask your salesperson or visit your financial intermediary's website for more information.

Direxion Daily Gold Miners Index Bear 2X Shares

Important Information Regarding the Fund

The Direxion Daily Gold Miners Index Bear 2X Shares (formerly, the Direxion Daily Gold Miners Index Bear 3X Shares) (the "Fund") seeks **daily inverse leveraged** investment results and is very different from most other exchange-traded funds. As a result, the Fund may be riskier than alternatives that do not use leverage because the Fund's objective is to magnify the daily inverse performance of the NYSE Arca Gold Miners Index (the "Index"). The return for investors that invest for periods longer or shorter than a trading day should not be expected to be -200% of the performance of the Index for the period. The return of the Fund for a period longer than a trading day will be the result of each trading day's compounded return over the period, which will very likely differ from -200% of the return of the Index for that period. Longer holding periods, higher volatility of the Index and leverage increase the impact of compounding on an investor's returns. During periods of higher Index volatility, the volatility of the Index may affect the Fund's return as much as, or more than, the return of the Index.

The Fund is not suitable for all investors. The Fund is designed to be utilized only by knowledgeable investors who understand the potential consequences of seeking daily inverse leveraged (-2X) investment results, understand the risks associated with the use of leverage and shorting and are willing to monitor their portfolios frequently. The Fund is not intended to be used by, and is not appropriate for, investors who do not intend to actively monitor and manage their portfolios. For periods longer than a single day, the Fund will lose money if the Index's performance is flat, and it is possible that the Fund will lose money even if the Index's performance decreases over a period longer than a single day. An investor could lose the full principal value of his/her investment within a single day if the Fund's Index gains more than 50% in one day.

Investment Objective

The Fund seeks daily investment results, before fees and expenses, of 200% of the **inverse (or opposite)** of the daily performance of the Index. **The Fund does not seek to achieve its stated investment objective for a period of time different than a trading day.**

Fees and Expenses of the Fund

This table describes the fees and expenses that you may pay if you buy, hold, and sell shares of the Fund ("Shares"). You may pay other fees, such as brokerage commissions and other fees to financial intermediaries, which are not reflected in the table and example below.

Annual Fund Operating Expenses (expenses that you pay each year as a percentage of the value of your investment)

Management Fees	0.75%
Distribution and/or Service (12b-1) Fees	0.00%
Other Expenses of the Fund	0.16%
Acquired Fund Fees and Expenses ⁽¹⁾	<u>0.13%</u>
Total Annual Fund Operating Expenses	<u>1.04%</u>

⁽¹⁾ "Acquired Fund Fees and Expenses" include fees and expenses incurred indirectly by the Fund as a result of investments in other investment companies, including investments in money market funds. Because Acquired Fund Fees and Expenses are not borne directly by the Fund, they will not be reflected in the expense information in the Fund's financial statements and the information presented in the table will differ from that presented in the Fund's financial highlights included in the Fund's reports to shareholders.

Example - This example is intended to help you compare the cost of investing in the Fund with the cost of investing in other mutual funds. The example assumes that you invest \$10,000 in the Fund for the time periods indicated and then redeem all of your shares at the end of those periods. The example also assumes that your investment has a 5% return each year and that the Fund's operating expenses remain the same. Although your actual costs may be higher or lower, based on these assumptions your costs would be:

1 Year	3 Years	5 Years	10 Years
\$106	\$331	\$574	\$1,271

Portfolio Turnover

The Fund pays transaction costs, such as commissions, when it buys and sells securities (or "turns over" its portfolio). A higher portfolio turnover rate may indicate higher transaction costs and may result in higher taxes when Fund shares are held in a taxable account. These costs, which are not reflected in Annual Fund Operating Expenses or in the example, affect the Fund's performance. During the most recent fiscal year, the Fund's portfolio turnover rate was 0% of the average value of its portfolio. However, this portfolio turnover rate is calculated without regard to cash instruments or derivative transactions. If the Fund's extensive use of derivatives was reflected, the Fund's portfolio turnover rate would be significantly higher.

Principal Investment Strategy

The Index is a modified market capitalization weighted index comprised of publicly traded companies that operate globally in both developed and emerging markets, and are involved primarily in mining for gold and, to a lesser extent, in mining for silver. The Index will limit the weight of companies whose revenues are more significantly exposed to silver mining to less than 20% of the Index at each rebalance date. The Index may include small and mid-capitalization companies and foreign issuers, including among others, Canadian issuers.

As of December 31, 2020, the Index had 53 constituents, which had an average market capitalization of \$5.5 billion, median market capitalization of \$2.3 billion, total market capitalizations ranging from \$675 million to \$48.1 billion and were concentrated in the gold mining industry.

The Fund, under normal circumstances, invests in swap agreements, futures contracts, short positions or other financial instruments that, in combination, provide inverse (opposite) or short leveraged exposure to the Index equal to at least 80% of the Fund's net assets (plus borrowing for investment purposes).

The components of the Index and the percentages represented by various sectors in the Index may change over time. The Fund will concentrate its investment in a particular industry or group of industries (*i.e.*, hold 25% or more of its total assets in investments that provide inverse leveraged exposure to a particular industry or group of industries) to approximately the same extent as the Index is so concentrated.

The Fund may gain inverse leveraged exposure by investing in a combination of financial instruments, such as swaps or futures contracts that provide short exposure to the Index, to a representative sample of the securities in the Index that has aggregate characteristics similar to those of the Index or to an ETF that tracks the same Index or a substantially similar index, or the Fund may short securities of the Index, or short an ETF that tracks the same Index or a substantially similar index. The Fund invests in derivatives as a substitute for directly shorting securities in order to gain inverse leveraged exposure to the Index or its components. When the Fund shorts securities, including the securities of another investment company, it borrows shares of that security or investment company, which it then sells. The Fund closes out a short sale by purchasing the security that it has sold short and returning that security to the entity that lent the security. On a day-to-day basis, the Fund is expected to hold money market funds, deposit accounts with institutions with high quality credit ratings, and/or short-term debt instruments that have terms-to-maturity of less than 397 days and exhibit high quality credit profiles, including U.S. government securities and repurchase agreements.

The Fund seeks to remain fully invested at all times consistent with its stated inverse leveraged investment objective, but may not always have inverse exposure to all of the securities in the Index, or its weighting of inverse exposure to securities or industries may be different from that of the Index. In addition, the Fund may have inverse exposure to securities, ETFs or financial instruments not included in the Index.

The Fund will attempt to achieve its investment objective without regard to overall market movement or the increase or decrease of the value of the securities in the Index. At the close of the markets each trading day, Rafferty positions the Fund's portfolio so that its exposure to the Index is consistent with the Fund's inverse leveraged investment objective. For example, if the Index has fallen on a given day, net assets of the Fund should rise, meaning that the Fund's exposure will need to be increased. Conversely, if the Index has risen on a given day, net assets of the Fund should fall, meaning the Fund's exposure will need to be reduced and that a shareholder should lose money, a result that is the opposite of traditional index tracking ETFs. This re-positioning strategy may result in high portfolio turnover. The terms "daily," "day," and "trading day," refer to the period from the close of the markets on one trading day to the close of the markets on the next trading day.

The Fund is "non-diversified," meaning that a relatively high percentage of its assets may be invested in a limited number of issuers of securities. Additionally, the Fund's investment objective is not a fundamental policy and may be changed by the Fund's Board of Trustees without shareholder approval.

Because of daily rebalancing and the compounding of each day's return over time, the return of the Fund for periods longer than a single day will be the result of each day's returns compounded over the period, which will very likely differ from -200% of the return of the Index over the same period. The Fund will lose money if the Index performance is flat over time, and as a result of daily rebalancing, the Index's volatility and the effects of compounding, it is even possible that the Fund will lose money over time while the Index's performance decreases over a period longer than a single day.

Principal Investment Risks

An investment in the Fund entails risk. The Fund may not achieve its inverse leveraged investment objective and there is a risk that you could lose all of your money invested in the Fund. The Fund is not a complete investment program. In addition, the Fund presents risks not traditionally associated with other mutual funds and ETFs. It is important that investors closely review all of the risks listed below and understand them before making an investment in the Fund.

Effects of Compounding and Market Volatility Risk - The Fund has a daily leveraged investment objective and the Fund's performance for periods greater than a trading day will be the result of each day's returns compounded over the period, which is very likely to differ from -200% of the Index's performance, before fees and expenses. Compounding affects all investments, but has a more significant impact on funds that are inverse leveraged and that rebalance daily. For an inverse leveraged Fund, if adverse daily performance of the Index reduces the amount of a shareholder's investment, any further adverse daily performance will lead to a smaller dollar loss because the shareholder's investment had already been reduced by the prior adverse performance. Equally, however, if favorable daily performance of the Index increases the amount of a shareholder's investment, the dollar amount lost due to future adverse performance will increase because the shareholder's investment has increased.

The effect of compounding becomes more pronounced as Index volatility and the holding period increase. The impact of compounding will impact each shareholder differently depending on the period of time an investment in the Fund is held and the volatility of the Index during shareholder's holding period of an investment in the Fund.

The chart below provides examples of how Index volatility could affect the Fund's performance. Fund performance for periods greater than one single day can be estimated given any set of assumptions for the following factors: a) Index volatility; b) Index performance; c) period of time; d) financing rates associated with inverse leveraged exposure; e) other Fund expenses; and f) dividends or interest paid with respect to securities in the Index. The chart below illustrates the impact of two principal factors – Index volatility and Index performance – on Fund performance. The chart

shows estimated Fund returns for a number of combinations of Index volatility and Index performance over a one-year period. Performance shown in the chart assumes that: (i) no dividends were paid with respect to the securities included in the Index; (ii) there were no Fund expenses; and (iii) borrowing/lending rates (to obtain inverse leveraged exposure) of 0%. If Fund expenses and/or actual borrowing/lending rates were reflected, the estimated returns would be different than those shown. Particularly during periods of higher Index volatility, compounding will cause results for periods longer than a trading day to vary from -200% of the performance of the Index.

As shown in the chart below, the Fund would be expected to lose 17.1% if the Index provided no return over a one year period during which the Index experienced annualized volatility of 25%. At higher ranges of volatility, there is a chance of a significant loss of value in the Fund, even if the Index's return is flat. **For instance, if the Index's annualized volatility is 100%, the Fund would be expected to lose 95% of its value, even if the cumulative Index return for the year was 0%.** Areas shaded red (or dark gray) represent those scenarios where the Fund can be expected to return less than -200% of the performance of the Index and those shaded green (or light gray) represent those scenarios where the Fund can be expected to return more than -200% of the performance of the Index. The Fund's actual returns may be significantly better or worse than the returns shown below as a result of any of the factors discussed above or in "Daily Inverse Index Correlation/Tracking Risk" below.

One Year Index Return	-200% One Year Index Return	Volatility Rate				
		10%	25%	50%	75%	100%
-60%	120%	506.5%	418.1%	195.2%	15.6%	-68.9%
-50%	100%	288.2%	231.6%	88.9%	-26.0%	-80.1%
-40%	80%	169.6%	130.3%	31.2%	-48.6%	-86.2%
-30%	60%	98.1%	69.2%	-3.6%	-62.2%	-89.8%
-20%	40%	51.6%	29.5%	-26.2%	-71.1%	-92.2%
-10%	20%	19.8%	2.3%	-41.7%	-77.2%	-93.9%
0%	0%	-3.0%	-17.1%	-52.8%	-81.5%	-95.0%
10%	-20%	-19.8%	-31.5%	-61.0%	-84.7%	-95.9%
20%	-40%	-32.6%	-42.4%	-67.2%	-87.2%	-96.5%
30%	-60%	-42.6%	-50.9%	-72.0%	-89.1%	-97.1%
40%	-80%	-50.5%	-57.7%	-75.9%	-90.6%	-97.5%
50%	-100%	-56.9%	-63.2%	-79.0%	-91.8%	-97.8%
60%	-120%	-62.1%	-67.6%	-81.5%	-92.8%	-98.1%

The Index's annualized historical volatility rate for the five year period ended December 31, 2020 was 33.34%. The Index's highest volatility rate for any one calendar year during the five year period was 45.63% and volatility for a shorter period of time may have been substantially higher. The Index's annualized performance for the five-year period ended December 31, 2020 was 22.42%. Historical Index volatility and performance are not indications of what the Index volatility and performance will be in the future. The volatility of ETFs or instruments that reflect the value of the Index, such as swaps, may differ from the volatility of the Index.

For information regarding the effects of volatility and Index performance on the long-term performance of the Fund, see "Additional Information Regarding Investment

Techniques and Policies" in the Fund's statutory prospectus, and "Leverage - Special Note Regarding the Correlation Risks of the Funds" in the Fund's Statement of Additional Information.

Leverage Risk — The Fund obtains investment exposure in excess of its net assets by utilizing leverage and may lose more money in market conditions that are adverse to its investment objective than a fund that does not utilize leverage. An investment in the Fund is exposed to the risk that a rise in the daily performance of the Index will be magnified. This means that an investment in the Fund will be reduced by an amount equal to 2% for every 1% daily rise in the Index, not including the costs of financing leverage and other operating expenses, which would further reduce its value. The Fund could theoretically lose an amount greater than its net assets in the event of an Index rise of more than 50%. Leverage will also have the effect of magnifying any differences in the Fund's correlation with the Index.

Due to the limited availability of necessary investments or financial instruments, the Fund could, among other things, as a defensive measure, limit or suspend creations or redemptions of Creation Units until the Adviser determines that the requisite exposure to the Index is obtainable. During the period that creation or redemptions are affected, the Fund's shares could trade at a significant premium or discount to their net asset value or the bid-ask spread of the Fund's shares could widen significantly. In the case of a period during which creations are suspended, the Fund could experience significant redemptions, which may cause the Fund to sell portfolio securities at unfavorable prices and increased transaction and other costs and make greater taxable distributions to shareholders of the Fund. The Fund may also change its investment objective by, for example, seeking to track an alternative index, or lowering its leverage multiple or the Fund could close.

Derivatives Risk — Derivatives are financial instruments that derive value from the underlying reference asset or assets, such as stocks, bonds, or funds (including ETFs), interest rates or indexes. The Fund's investments in derivatives may pose risks in addition to, and greater than, those associated with directly shorting securities or other ordinary investments, including risk related to the market, leverage, imperfect daily correlations with underlying investments or the Fund's other portfolio holdings, higher price volatility, lack of availability, counterparty risk, liquidity, valuation and legal restrictions. The use of derivatives is a highly specialized activity that involves investment techniques and risks different from those associated with ordinary portfolio securities transactions. The use of derivatives may result in larger losses or smaller gains than directly shorting securities. When the Fund uses derivatives, there may be imperfect correlation between the value of the reference assets and the derivative, which may prevent the Fund from achieving its investment objective. Because derivatives often require only a limited initial investment, the use of derivatives may expose the Fund to losses in excess of those amounts initially invested.

The Fund may use a combination of swaps on the Index and swaps on an ETF whose investment objective is to track the performance of the same or a substantially similar index

to achieve its investment objective. The reference ETF may not closely track the performance of the Index due to fees and other costs borne by the ETF and other factors, such as an ETF's premium or discount. Thus, to the extent that the Fund invests in swaps that use an ETF as a reference asset, the Fund may be subject to greater correlation risk and may not achieve as high a degree of inverse correlation with the Index as it would if the Fund used swaps that utilized the Index as the reference asset. Any financing, borrowing or other costs associated with using derivatives may also reduce the Fund's return.

In addition, the Fund's investments in derivatives are subject to the following risks:

- **Swap Agreements.** Swap agreements are entered into primarily with major global financial institutions for a specified period, which may range from one day to more than one year. The swap agreements in which the Fund invests are generally traded in the over-the-counter market, which generally has less transparency than exchange-traded derivatives instruments. In a standard swap transaction, two parties agree to exchange the return (or differentials in rates of return) earned or realized on particular predetermined reference assets or underlying securities or instruments. The gross return to be exchanged or swapped between the parties is calculated based on a notional amount or the return on or change in value of a particular dollar amount invested in a basket of securities representing a particular index or an ETF that seeks to track an index.

If the Index has a dramatic move that causes a material decline in the Fund's net assets, the terms of a swap agreement between the Fund and its counterparty may permit the counterparty to immediately close out the swap transaction with the Fund. In that event, the Fund may be unable to enter into another swap agreement or invest in other derivatives to achieve exposure consistent with the Fund's investment objective. This may prevent the Fund from achieving its inverse leveraged investment objective, even if the Index later reverses all or a portion of its movement. This may result in the value of an investment in the Fund changing quickly and without warning.

- **Futures Contracts.** Futures contracts are typically exchange-traded contracts that call for the future delivery of an asset at a certain price and date, or cash settlement of the terms of the contract. There may be an imperfect correlation between the changes in market value of the securities held by the Fund and the prices of futures contracts. There may not be a liquid secondary market for the futures contracts and the Fund may not be able to enter into a closing transaction. Regulations may also limit the number of positions that can be held or controlled by the Fund or the Adviser, thus limiting the ability of the Fund to implement its inverse leveraged investment strategy. Futures markets are highly volatile and the use of futures may increase the Fund's volatility. The value of an investment in the Fund may change quickly and without warning.

Counterparty Risk — A counterparty may be unwilling or unable to make timely payments to meet its contractual obligations or may fail to return holdings that are subject to the agreement with the counterparty. If the counterparty or its affiliate becomes insolvent, bankrupt or defaults on its payment obligations to the Fund, the value of an investment held by the Fund may decline. Additionally, if any collateral posted by the counterparty for the benefit of the Fund is insufficient or there are delays in the Fund's ability to access such collateral, the Fund may not be able to achieve its inverse leveraged investment objective. The Fund may also not be able to exercise remedies, such as the termination of transactions, netting of obligations and realization on collateral if such remedies are stayed or eliminated under special resolutions adopted in the United States, the European Union and various other jurisdictions.

In addition, the Fund may enter into swap agreements with a limited number of counterparties, which may increase the Fund's exposure to counterparty credit risk. Further, there is a risk that no suitable counterparties will be willing to enter into, or continue to enter into, transactions with the Fund and, as a result, the Fund may not be able to achieve its inverse leveraged investment objective or may decide to change its inverse leveraged investment objective.

Rebalancing Risk — If for any reason the Fund is unable to rebalance all or a part of its portfolio, or if all or a portion of the portfolio is rebalanced incorrectly, the Fund's investment exposure may not be consistent with its investment objective. In these instances, the Fund may have investment exposure to the Index that is significantly greater or significantly less than its stated multiple. The Fund may be more exposed to leverage risk than if it had been properly rebalanced and may not achieve its investment objective, leading to significantly greater losses or reduced gains.

Shorting Risk – A short position is a financial arrangement in which the short position appreciates in value when a reference asset falls in value and depreciates in value when the reference asset rises in value. Over the long term, most assets are expected to rise in value and short positions are expected to depreciate in value. Short positions therefore may be riskier and more speculative than traditional investments.

Obtaining inverse or "short" exposure through the use of derivatives such as swap agreements or futures contracts may expose the Fund to certain risks such as an increase in volatility or decrease in the liquidity of the securities of the underlying short position. If the Fund were to experience this volatility or decreased liquidity, the Fund's return may be lower, the Fund's ability to obtain inverse exposure through the use of derivatives may be limited or the Fund may be required to obtain inverse exposure through alternative investment strategies that may be less desirable or more costly to implement. If the securities underlying the short positions are thinly traded or have a limited market due to various factors, including regulatory action, the Fund may be unable to meet its investment objective due to a lack of available securities or counterparties. The Fund may not be able to issue additional Creation Units during period when it cannot meet its investment objective due to these

factors. Any income, dividends or payments by the assets underlying the Fund's short positions will negatively impact the Fund.

Cash Transaction Risk - Unlike most ETFs, the Fund currently intends to effect creations and redemptions principally for cash, rather than principally for in-kind securities, because of the nature of the financial instruments held by the Fund. As a result, the Fund is not expected to be tax efficient and will incur brokerage costs related to buying and selling securities to achieve its investment objective thus incurring additional expenses than other funds that primarily effect creations and redemptions in kind.

Intra-Day Investment Risk - The Fund seeks leveraged investment results from the close of the market on a given trading day until the close of the market on the subsequent trading day. The exact exposure of an investment in the Fund intraday in the secondary market is a function of the difference between the value of the Index at the market close on the first trading day and the value of the Index at the time of purchase. If the Index loses value, the Fund's net assets will rise by the same amount as the Fund's exposure. Conversely, if the Index rises, the Fund's net assets will decline by the same amount as the Fund's exposure. Thus, an investor that purchases shares intra-day may experience performance that is greater than, or less than, the Fund's stated multiple of the Index.

If there is a significant intra-day market event and/or the securities of the Index experience a significant increase, the Fund may not meet its investment objective, be able to rebalance its portfolio appropriately, or may experience significant premiums or discounts, or widened bid-ask spreads. Additionally, the Fund may close to purchases and sales of Shares prior to the close of trading on the Exchange and incur significant losses.

Daily Inverse Index Correlation/Tracking Risk - Investors will lose money when the Index rises, which is a result that is the opposite from traditional index funds. There is no guarantee that the Fund will achieve a high degree of inverse correlation to the Index and therefore achieve its daily inverse leveraged investment objective. The Fund's exposure to the Index is impacted by the Index's movement. Because of this, it is unlikely that the Fund will be perfectly exposed to the Index at the end of each day. The possibility of the Fund being materially over- or under-exposed to the Index increases on days when the Index is volatile near the close of the trading day. Market disruptions, regulatory restrictions and high volatility will also adversely affect the Fund's ability to adjust exposure to the required levels.

Due to the Index including instruments that trade on a different market than the Fund, the Fund's return may vary from the inverse of the performance of the Index because different markets may close before the NYSE Arca, Inc. opens or may not be open for business on the same calendar days as the Fund. Additionally, due to differences in trading hours, and because the Index may be calculated using prices obtained at times other than the Fund's net asset value calculation time or due to the fair valuation of Index securities, the Fund's performance may not correlate the Index.

The Fund may have difficulty achieving its daily inverse leveraged investment objective due to fees, expenses, transaction costs, financing costs related to the use of derivatives, income items, valuation methodology, accounting standards and disruptions or illiquidity in the markets for the securities or derivatives held by the Fund. The Fund may not have investment exposure to all securities in the Index, or its weighting of investment exposure to such stocks or industries may be different from that of the Index. The Fund may also have exposure to securities or financial instruments that are not included in the Index. The Fund may also use other investment companies, such as ETFs, as reference assets for derivative instruments, which may result in increased tracking error. Additionally, an ETF's performance may differ from the index it tracks, thus resulting in additional tracking error for the Fund. The Fund may be subject to large movements of assets into and out of the Fund, potentially resulting in the Fund being over- or under-exposed to the Index. Activities surrounding periodic Index reconstitutions and other Index rebalancing events may hinder the Fund's ability to meet its daily inverse leveraged investment objective. For example, the Fund may take or refrain from taking positions to improve tax efficiency or to comply with various regulatory restrictions, which may negatively impact the Fund's inverse correlation to the Index. Any of these Factors could decrease correlation between the performance of the Fund and the Index and may hinder the Fund's ability to meet its daily inverse leveraged investment objective.

Gold and Silver Mining Company Risk - Because the Index is concentrated in the gold mining industry and may have significant exposure to assets in the silver mining industry, the Fund will be sensitive to changes in the overall condition of gold- and silver-related companies. Competitive pressures may have a significant effect on the financial condition of gold- and silver-related companies. Also gold- and silver-related companies are highly dependent on the price of gold and silver bullion, respectively, and may be adversely affected by a variety of worldwide economic, financial and political factors. These prices may fluctuate substantially over short periods of time, which may cause the value of the gold- and silver-related companies to be more volatile than the general market. Fluctuations in the price of gold or silver may be due to a number of factors, including changes in inflation, currency exchanges rates and industrial and commercial demand (including fabricator demand). Increased environmental or labor costs may depress the value of metal investments. If a natural disaster or other event with a significant economic impact occurs in a region in which the companies included in the Index operate, such disaster or event could negatively impact the profitability of such companies and, in turn, impact the Fund's return.

In particular, a drop in the price of gold and/or silver bullion would particularly adversely affect the profitability of small and mid-capitalization mining companies and their ability to secure financing. Companies that are only in the exploration state are typically unable to adopt specific strategies of controlling the impact of the price of gold or silver on their companies. The exploration and development of mineral deposits involve significant financial risks over a significant period of time, which even a combination of careful

evaluation, experience and knowledge may not eliminate. Few properties that are explored are ultimately developed into producing mines. Major expenditures may be required to establish reserves by drilling and to construct mining and processing facilities at a site. In addition, many early stage miners operate at a loss and are dependent on securing equity and/or debt financing, which might be more difficult to secure for an early stage mining company than for a more established company.

Mining and Metal Industry Risk - Mining and metal companies can be significantly affected by international political and economic developments, energy conservation, the success of exploration projects, commodity prices, taxes and government regulations. Investments in mining and metal industry companies may be speculative and subject to greater price volatility than investments in other types of companies. Increased environmental or labor costs may depress the value of mining and metal investments. In addition, changes in international monetary policies or economic and political conditions can affect the supply of gold and precious metals, and consequently the value of mining and metal company investments. Further, the principal supplies of metal industries may be concentrated in a small number of countries and regions.

Other Investment Companies (including ETFs) Risk —

The Fund may invest directly in another investment company by purchasing shares of the investment company or indirectly by utilizing an investment company as the reference asset of a derivative instrument. By investing in another investment company, including an ETF, the Fund becomes a shareholder of that investment company and as a result, Fund shareholders indirectly bear the Fund's proportionate share of the fees and expenses of the other investment company, in addition to the fees and expenses of the Fund's own operations. As a shareholder, the Fund must rely on the other investment company to achieve its investment objective. The Fund's performance may be magnified positively or negatively by virtue of its investment in other investment companies. If the other investment company fails to achieve its investment objective, the value of the Fund's investment will not perform as expected, thus affecting the Fund's performance and its correlation with the Index. In addition, because shares of ETFs are listed and traded on national stock exchanges, their shares may trade at a discount or a premium to an ETF's net asset value, and an ETF's market price may be more or less than the value of the index that the ETF tracks especially during periods of market volatility or disruption. Because the Fund transacts and prices its direct or indirect investments in ETFs at market price, the Fund's use of ETFs could have an adverse impact on the Fund's ability to achieve its investment objective. Investments in such shares may be subject to brokerage and other trading costs, which could result in greater expenses to the Fund. Finally, depending on the demand in the market, the Fund may not be able to liquidate its holdings in ETFs at an optimal price or time, which may adversely affect the Fund's performance.

Natural Disaster/Epidemic and Market Disruption Risk – Natural or environmental disasters, such as earthquakes, fires, floods, hurricanes, and tsunamis and widespread disease, including pandemics and epidemics have been and can be

highly disruptive to economies and markets and have recently led, and may continue to lead to increased market volatility and significant market losses. Such natural disasters and health crises could exacerbate political, social and economic risks, and result in significant breakdowns, delays, shutdowns, social isolation, and other disruptions to important global, local and regional supply chains. A climate of uncertainty and panic, including the contagion of infectious viruses and diseases, may adversely affect global, regional, and local economies and reduce the availability of potential investment opportunities, and increases the difficulty of performing due diligence and modeling market conditions, potentially reducing the accuracy of financial projections. A widespread crisis would also affect the global economy in ways that cannot necessarily be foreseen. Adverse effects may be more pronounced for developing or emerging market countries that have less established health care systems. How long such events will last and whether they will continue or recur cannot be predicted.

Significant market volatility and market downturns may limit the Fund's ability to sell securities and obtain short exposure to securities, and the Fund's sales and short exposures may exacerbate the market volatility and downturn. Under such circumstances, the Fund may have difficulty achieving its investment objective for one or more trading days, which may adversely impact the Fund's returns on those days and periods inclusive of those days. Alternatively, the Fund may incur higher costs (including swap financing costs) in order to achieve its investment objective and may be forced to purchase and sell securities (including other ETFs' shares) at market prices that do not represent their fair value (including in the case of an ETF, its net asset value) or at times that result in differences between the price the Fund receives for the security or the value of the swap exposure and the market closing price of the security or the market closing value of the swap exposure. Under those circumstances, the Fund's ability to track its Index is likely to be adversely affected, the market price of Fund shares may reflect a greater premium or discount to net asset value and bid-ask spreads in the Fund's shares may widen, resulting in increased transaction costs for secondary market purchasers and sellers. The Fund may also incur additional tracking error due to the use of futures contracts or other securities that are not perfectly correlated to the Index.

The recent pandemic spread of the novel coronavirus known as COVID-19 has proven to be a market disrupting event. The impact of this virus, like other pandemics that may arise in the future, has negatively affected, and may continue to negatively affect, the economies of many nations, companies, and the global securities and commodities markets, including by reducing liquidity in the markets. It is impossible to predict the full effects, durations and costs of the COVID-19 pandemic.

Market Risk — Turbulence in financial markets and reduced liquidity in equity, credit and fixed income markets may negatively affect many issuers worldwide, which could have an adverse effect on the Fund.

Emerging Markets Risk — Securities of issuers located in emerging markets face the potential for greater market

volatility, lower trading volume, higher levels of inflation, political and economic instability, greater risk of market shutdown and more government limitations on foreign investments. Emerging market countries may include economies that concentrate in only a few industries, security issues that are held by only a few investors, limited trading capacity in local exchanges and the possibility that markets or issuances or securities offerings may be manipulated by foreign nationals who have inside information. Additionally, emerging markets often have less uniformity in accounting and reporting requirements, less reliable securities valuations and greater risks associated with custody of securities than developed markets. Shareholder claims and legal remedies that are common in the United States may be difficult or impossible to pursue in many emerging market countries. Emerging markets often have greater risk of capital controls through such measures as taxes or interest rate control than developed markets. Certain emerging markets countries may also lack the infrastructure necessary to attract large amounts of foreign trade and investment. Local securities markets in emerging market countries may trade a small number of securities and may be unable to respond effectively to increases in trading volume, potentially making prompt liquidation of holdings difficult or impossible at times. Settlement procedures in emerging market countries are frequently less developed and reliable than those in other developed countries, which may result in significant delays in registering the transfer of securities and may make it more difficult for the Fund to value its holdings.

Economic, business, political, or social instability may adversely affect the value of emerging market securities more than securities of developed markets. Additionally, any of these developments may result in a decline in the value of a country's currency. Emerging markets may develop unevenly and may never fully develop. There is also a higher risk of loss due to expropriation, nationalization, confiscation of assets and property or the imposition of restrictions on foreign investments and repatriation of capital invested in certain emerging market countries.

Canadian Securities Risk — The Canadian economy is very dependent on the demand for, and supply and price of, natural resources and on relationships with certain key trading partners, including the United States, countries in the European Union and China. Because the United States is Canada's largest trading partner and foreign investor, the Canadian economy is dependent on and may significantly be affected by the U.S. economy. Reduction in spending on Canadian products and services, changes in natural resource sectors or changes in the U.S. economy may adversely impact the Canadian economy. Trade agreements may further increase Canada's dependency on the U.S. economy, and uncertainty as to the future of such trade agreements may cause a decline in the value of Canadian companies. The Canadian economy is also sensitive to fluctuations in certain commodity prices. In addition, certain sectors of Canada's economy may be subject to foreign ownership limitations, which may negatively impact the ability of the funds and counterparties that the Fund utilizes to invest in the securities of the Index.

Large-Capitalization Company Risk — Large-capitalization companies may be less able to adapt to changing market conditions or to respond quickly to competitive challenges or to changes in business, product, financial, or market conditions and may not be able to maintain growth at rates that may be achieved by well-managed smaller and mid-size companies, which may affect the companies' returns.

Small- and/or Mid-Capitalization Company Risk — Small- and mid-capitalization companies often have narrower markets for their goods and/or services and more limited managerial and financial resources and often have limited product lines, services, markets, financial resources or are dependent on a small management group. Because these stocks are not well-known to the investing public, do not have significant institutional ownership and are followed by relatively few security analysts, there will normally be less publicly available information concerning these securities compared to what is available for the securities of larger companies. Adverse publicity and investor perceptions, whether or not based on fundamental analysis, can decrease the value and liquidity of securities held by the Fund resulting in more volatile performance. These companies may face greater risk of business failure, which could increase the volatility of the Fund's portfolio.

Currency Exchange Rate Risk — Changes in foreign currency exchange rates will affect the value of the Fund's investments in securities denominated in a country's currency. Generally, when the U.S. Dollar rises in value against a foreign currency, an investment in that country loses value because that currency is worth fewer U.S. Dollars. Devaluation of a currency by a country's government or banking authority also will have a significant impact on the value of any investments denominated in that currency. If the Fund is exposed to a limited number of currencies, any change in the value of these currencies could have a material impact on the Fund's net asset value.

Foreign Securities Risk — Investing in, and/or having exposure to, foreign instruments may involve greater risks than investing in domestic instruments. As a result, the Fund's returns and net asset value may be affected to a large degree by fluctuations in currency exchange rates, political, diplomatic or economic conditions and regulatory requirements in other countries. The laws and accounting, auditing, and financial reporting standards in foreign countries typically are not as strict as they are in the U.S., and there may be less public information available about foreign companies. Additionally, the Fund may be impacted by a limitation on foreign ownership of securities, the imposition of withholding or other taxes, restrictions on the repatriation of cash or other assets, higher transaction and custody costs, delays in the settlement of securities, difficulties in enforcing contractual obligations and lower levels of regulation in the securities markets.

Geographic Concentration Risk — Investments in a particular country or geographic region may be particularly susceptible to political, diplomatic or economic conditions and regulatory requirements. As a result, the Fund may be more volatile than a more geographically diversified fund.

International Closed-Market Trading Risk — Because the Fund may invest in, and/or have exposure to, securities that are traded in markets that are closed when the NYSE Arca, Inc. is open, there are likely to be deviations between its current value and its last sale price. As a result, premiums or discounts to net asset value may develop in share prices. Additionally, the performance of the Fund may vary from the performance of the Index.

Index Strategy Risk — The Fund is linked to an Index maintained by a third party provider unaffiliated with the Fund. Securities held by the Fund will generally not be bought or sold in response to market fluctuations and may be concentrated in a particular industry if the Index is so concentrated. The Fund will generally not sell a security because its issuer is in financial trouble or its value has declined, unless that holding is removed or is anticipated to be removed from the Index.

The Index relies on various sources of information to assess the securities included in the Index, including information that may be based on assumptions or estimates and there is no guarantee that the methodology utilized by the Index Provider will result in the Index achieving positive returns. There is no assurance that the Index Provider's calculation methodology or sources of information will provide an accurate assessment of the Index's securities. The Index may also underperform other asset classes or similar indices. Errors in Index data, Index computations or the construction of the Index in accordance with its methodology may occur from time to time and may not be identified and corrected by the Index Provider for a period of time or at all, which may have an adverse impact on the Fund and its shareholders.

The Fund's daily performance may deviate from a inverse multiple of the daily return of the Index due to legal restrictions or limitations imposed by governments of certain countries, certain listing standards of the Fund's Exchange, a lack of liquidity on stock exchanges where securities trade, potential adverse tax consequences or other regulatory reasons (diversification requirements). The securities that comprise the Index are valued at the securities' closing prices on local foreign markets. The Fund or the ETF it utilizes to obtain exposure to the Index may fair value the Index's securities, which may adversely impact the Fund's ability to achieve its inverse leveraged investment objective.

Liquidity Risk — Some securities held by the Fund, including derivatives, may be difficult to sell or be illiquid, particularly during times of market turmoil. Markets for securities or financial instruments could be disrupted by a number of events, including, but not limited to, an economic crisis, natural disasters, epidemics/pandemics, new legislation or regulatory changes inside or outside the United States. Illiquid securities may be difficult to value, especially in changing or volatile markets. If the Fund is forced to sell an illiquid security at an unfavorable time or price, the Fund may be adversely impacted. Certain market conditions or restrictions, such as market rules related to short sales, may prevent the Fund from limiting losses, realizing gains or achieving a high correlation with its Index. There is no assurance that a security that is deemed liquid when purchased will continue to be liquid. Market illiquidity may cause losses for the Fund. To

the extent that the Index value increases or decreases significantly, the Fund may be one of many market participants that are attempting to transact in the securities of the Index. Under such circumstances, the market for securities of the Index may lack sufficient liquidity for all market participants' trades. Therefore, the Fund may have more difficulty transacting in the securities or financial instruments and the Fund's transactions could exacerbate the price changes of the securities of the Index and may impact the ability of the Fund to achieve its investment objective.

Early Close/Trading Halt Risk — An exchange or market may close or issue trading halts on specific securities, or the ability to buy or sell certain portfolio securities or financial instruments may be restricted, which may result in the Fund being unable to buy or sell certain securities or financial instruments. In such circumstances, the Fund may be unable to rebalance its portfolio, may be unable to accurately price its investments, may incur significant tracking differences with its Index, may incur substantial losses and may limit or stop purchases of the Fund. If there is a significant intra-day market event and/or the securities of the Index experience a significant increase or decrease, the Fund may not meet its investment objective or rebalance its portfolio appropriately. Additionally, the Fund may close to purchases and sales of Shares prior to the close of regular trading on the NYSE Arca, Inc. and incur significant losses.

Equity Securities Risk — Investments in, and/or exposure to, publicly issued equity securities, including common stocks, are subject to market risks that may cause their prices to fluctuate over time. Fluctuations in the value of equity securities in which the Fund invests will cause the net asset value of the Fund to fluctuate.

Non-Diversification Risk — The Fund is non-diversified, which means it invests a high percentage of its assets in a limited number of securities. Its net asset value and total return may fluctuate more or fall greater in times of weaker markets than a diversified fund.

Securities Lending Risk — Securities lending involves the risk that the Fund may lose money because the borrower of the loaned securities fails to return the securities in a timely manner or at all. The Fund could also lose money in the event of a decline in the value of collateral provided for loaned securities, a decline in the value of any investments made with cash collateral, or a "gap" between the return on cash collateral reinvestments and any fees the Fund has agreed to pay a borrower. These events could also trigger adverse tax consequences for the Fund.

Special Risks of Exchange-Traded Funds

Authorized Participants Concentration Risk. The Fund may have a limited number of financial institutions that may act as Authorized Participants. To the extent that those Authorized Participants exit the business or are unable to process creation and/or redemption orders, Shares may trade at larger bid-ask spreads and/or premiums or discounts to net asset value. Authorized Participant concentration risk may be heightened for a fund that invests in non-U.S. securities or other securities or instruments that have lower trading volumes.

Market Price Variance Risk. Fund Shares are listed for trading on NYSE Arca and can be bought and sold in the secondary market at market prices rather than at net asset value. The market prices of Shares will fluctuate in response to changes in the value of the Fund's holdings and supply and demand for Shares. Shareholders that purchase or sell Shares on the secondary market may trade Shares at a price greater than net asset value (a premium) or less than net asset value (a discount). There may be times when the market price and the net asset value vary significantly. The Fund's investment results are measured based upon the daily net asset value of the Fund over a period of time. Investors purchasing and selling Shares in the secondary market may not experience the same investment results as experienced by those creating and redeeming Shares at net asset value. There is no guarantee that an active secondary market will develop for Shares. To the extent that exchange specialists, market makers, Authorized Participants, or other participants are unavailable or unable to trade the Fund's Shares and/or create or redeem Creation Units, market disruptions or significant market volatility, bid-ask spreads and premiums or discounts may widen.

Fund Shares Trading Risk/Bid-Ask Spread Risk. Investments in Fund shares are subject to risks as a result of their trading in the secondary market. For example, investors transacting in the secondary market may incur costs as a result of there being a (potentially significant) spread (or difference) between the price that purchasers are willing to pay for shares (the bid) and the price at which sellers are willing to sell shares (the ask). This spread, which is known as a bid-ask spread, will vary based on, among other things, market demand for shares, the liquidity of the Fund portfolio and other factors. In addition, like other securities that are listed on an exchange, Fund shares can be sold short. Accordingly, their price can be volatile and they can be subject to pressure from short sales. Further, trading in all listed securities, including Fund shares, can be halted, including due to market volatility triggering "circuit breaker" rules.

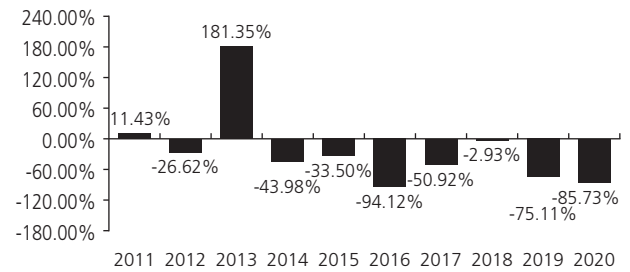
Fund Performance

The following performance information provides some indication of the risks of investing in the Fund by demonstrating how its returns have varied from calendar year to calendar year. The bar chart shows changes in the Fund's performance from calendar year to calendar year. The table shows how the Fund's average annual returns for the one-year, five-year, and ten-year periods compare with those of one or more broad-based market indexes for the same periods. The Fund's past performance, before and after taxes, is not necessarily an indication of how the Fund will perform in the future. Updated performance is available on the Fund's website at www.direxion.com/etfs?producttab=performance or by calling the Fund toll-free at (866) 476-7523.

Performance prior to December 1, 2011 reflects the Fund's previous investment objective where it sought daily investment results, before fees and expenses, of -200% of the performance of the Index. If the Fund had continued to seek its previous investment objective, the calendar year performance of the Fund would have varied from that shown.

The performance noted below, and prior to April 1, 2020, reflects the Fund's previous daily inverse leveraged investment objective, before fees and expenses, of -300% of the Index.

Total Return for the Calendar Years Ended December 31



During the period of time shown in the bar chart, the Fund's highest calendar quarter return was 135.44% for the quarter ended June 30, 2013 and its lowest calendar quarter return was -80.29% for the quarter ended March 31, 2016. The year-to-date return as of December 31, 2020 was -85.73%.

Average Annual Total Returns (for the periods ended December 31, 2020)

	1 Year	5 Years	10 Years
Return Before Taxes	-85.73%	-74.91%	-50.68%
Return After Taxes on Distributions	-85.75%	-74.95%	-50.80%
Return After Taxes on Distributions and Sale of Fund Shares	-50.73%	-24.91%	-13.08%
NYSE ARCA Gold Miners Index (reflects no deduction for fees, expenses or taxes)	23.69%	22.42%	-4.17%
S&P 500® Index (reflects no deduction for fees, expenses or taxes)	18.40%	15.22%	13.88%

After-tax returns are calculated using the historically highest individual federal marginal income tax rates and do not reflect the impact of state and local taxes. Actual after-tax returns depend on an investor's tax situation and may differ from those shown, and after-tax returns are not relevant to investors who hold their Fund shares through tax-deferred arrangements, such as 401(k) plans or individual retirement accounts. In addition, the "Return After Taxes on Distributions and Sale of Fund Shares" is higher because the calculation recognizes a capital loss upon the redemption of Fund shares and assumes the investor received the benefit of a tax deduction.

Annual returns are required to be shown and should not be interpreted as suggesting that the Fund should or should not be held for long periods of time.

Management

Investment Adviser. Rafferty Asset Management, LLC is the Fund's investment adviser.

Portfolio Managers. The following members of Rafferty's investment team are jointly and primarily responsible for the day-to-day management of the Fund:

Portfolio Managers	Years of Service with the Fund	Primary Title
Paul Brigandi	Since Inception in December 2010	Portfolio Manager
Tony Ng	Since September 2015	Portfolio Manager

Purchase and Sale of Fund Shares

The Fund's individual shares may only be purchased or sold in the secondary market through a broker-dealer or other financial intermediaries at market price rather than at net asset value. The market price of Shares will fluctuate in response to changes in the value of the Fund's holdings and supply and demand for the Shares, which may result in shareholders purchasing or selling the Shares on the secondary market at a market price that is greater than net asset value (a premium) or less than net asset value (a discount). Additionally, a shareholder may incur costs attributable to the difference between the highest price a buyer is willing to pay for the Fund's Shares (bid) and the lowest price a seller is willing to accept for the Fund's Shares (ask) when buying or selling Shares on the secondary market (the "bid-ask spread") in addition to brokerage commissions. The bid-ask spread may vary over time for Shares based on trading volume and market liquidity. Recent information regarding the Fund Shares such as net asset value, market price, premiums and discounts, bid-ask spreads, and related other information is available on the Fund's website, www.direxion.com/etfs?producttab=performance.

The Fund's shares are not individually redeemable by submitting Shares to the Fund. The Fund will issue and redeem Shares for cash only to Authorized Participants in large blocks, known as creation units, each of which is comprised of 50,000 Shares.

If a market disruption or similar event occurs, making it not reasonably practicable for the Fund to dispose of its

securities or to determine its net asset value, the Fund could seek to limit or suspend purchases of creation units. Under such circumstances, the Fund's shares could trade at a significant premium or discount to their net asset value or wide bid-ask spreads and the Fund could experience substantial redemptions, which may cause the Fund to sell portfolio holdings, experience increased transaction costs and make greater taxable distributions. The Fund may seek to change its investment objective by, for example, seeking to track an alternative index or changing its leverage multiplier. The Fund could liquidate all, or a portion of, its assets, which may be at unfavorable prices or the Fund may close.

Tax Information

The Fund intends to make distributions that may be taxed as ordinary income or long-term capital gains. Those distributions will be subject to federal income tax and may also be subject to state and local taxes, unless you are investing through a tax-deferred arrangement, such as a 401(k) plan or an individual retirement account. Distributions or investments made through tax-deferred arrangements may be taxed later upon withdrawal. Distributions by the Fund may be significantly higher than those of most other ETFs.

Payments to Broker-Dealers and Other Financial Intermediaries

If you purchase shares of the Fund through a broker-dealer or other financial intermediary (such as a bank or financial advisor), the Fund and/or its Adviser may pay the intermediary for the sale of Fund shares and related services. These payments may create a conflict of interest by influencing the broker-dealer or other financial intermediary and your salesperson to recommend the Fund over another investment. Ask your salesperson or visit your financial intermediary's website for more information.

Direxion Daily Junior Gold Miners Index Bull 2X Shares

Important Information Regarding the Fund

The Direxion Daily Junior Gold Miners Index Bull 2X Shares (formerly, the Direxion Daily Junior Gold Miners Index Bull 3X Shares) (the "Fund") seeks **daily leveraged** investment results and is very different from most other exchange-traded funds. As a result, the Fund may be riskier than alternatives that do not use leverage because the Fund's objective is to magnify the daily performance of the MVIS Global Junior Gold Miners Index (the "Index"). The return for investors that invest for periods longer or shorter than a trading day should not be expected to be 200% of the performance of the Index for the period. The return of the Fund for a period longer than a trading day will be the result of each trading day's compounded return over the period, which will very likely differ from 200% of the return of the Index for that period. Longer holding periods, higher volatility of the Index and leverage increase the impact of compounding on an investor's returns. During periods of higher Index volatility, the volatility of the Index may affect the Fund's return as much as, or more than, the return of the Index.

The Fund is not suitable for all investors. The Fund is designed to be utilized only by knowledgeable investors who understand the potential consequences of seeking daily leveraged (2X) investment results, understand the risks associated with the use of leverage and are willing to monitor their portfolios frequently. The Fund is not intended to be used by, and is not appropriate for, investors who do not intend to actively monitor and manage their portfolios. For periods longer than a single day, the Fund will lose money if the Index's performance is flat, and it is possible that the Fund will lose money even if the Index's performance increases over a period longer than a single day. An investor could lose the full principal value of his/her investment within a single day if the Fund's Index loses more than 50% in one day.

Investment Objective

The Fund seeks daily investment results, before fees and expenses, of 200% of the daily performance of the Index. **The Fund does not seek to achieve its stated investment objective for a period of time different than a trading day.**

Fees and Expenses of the Fund

This table describes the fees and expenses that you may pay if you buy, hold, and sell shares of the Fund ("Shares"). You may pay other fees, such as brokerage commissions and other fees to financial intermediaries, which are not reflected in the table and example below.

Annual Fund Operating Expenses (expenses that you pay each year as a percentage of the value of your investment)

Management Fees	0.75%
Distribution and/or Service (12b-1) Fees	0.00%
Other Expenses of the Fund	0.12%
Acquired Fund Fees and Expenses ⁽¹⁾	<u>0.21%</u>
Total Annual Fund Operating Expenses	<u>1.08%</u>

⁽¹⁾ "Acquired Fund Fees and Expenses" include fees and expenses incurred indirectly by the Fund as a result of investments in other investment companies, including investments in money market funds. Because Acquired Fund Fees and Expenses are not borne directly by the Fund, they will not be reflected in the expense information in the Fund's financial statements and the information presented in the table will differ from that presented in the Fund's financial highlights included in the Fund's reports to shareholders.

Example - This example is intended to help you compare the cost of investing in the Fund with the cost of investing in other mutual funds. The example assumes that you invest \$10,000 in the Fund for the time periods indicated and then redeem all of your shares at the end of those periods. The example also assumes that your investment has a 5% return each year and that the Fund's operating expenses remain the same. Although your actual costs may be higher or lower, based on these assumptions your costs would be:

1 Year	3 Years	5 Years	10 Years
\$110	\$343	\$595	\$1,317

Portfolio Turnover

The Fund pays transaction costs, such as commissions, when it buys and sells securities (or "turns over" its portfolio). A higher portfolio turnover rate may indicate higher transaction costs and may result in higher taxes when Fund shares are held in a taxable account. These costs, which are not reflected in Annual Fund Operating Expenses or in the example, affect the Fund's performance. During the most recent fiscal year, the Fund's portfolio turnover rate was 312% of the average value of its portfolio. However, this portfolio turnover rate is calculated without regard to cash instruments or derivative transactions. If the Fund's extensive use of derivatives was reflected, the Fund's portfolio turnover rate would be significantly higher.

Principal Investment Strategy

The Index tracks the performance of foreign and domestic micro-, small- and mid-capitalization companies that generate, or demonstrate the potential to generate, at least 50% of their revenues from, or have at least 50% of their assets related to, gold mining and/or silver mining, hold real property or have mining projects that have the potential to produce at least 50% of the company's revenue from gold or silver mining when developed, or primarily invest in gold or silver. In addition, stocks must meet strict size and liquidity requirements: (1) the full market capitalization has to exceed \$150 million in U.S. Dollars; (2) the three months average-daily-trading volume must be higher than \$1.0 million in U.S. Dollars; and (3) the stocks must have traded at least 250,000 shares per month over the last six months. The Index includes companies from markets that are freely investable to foreign investors, including "emerging markets," as that

term is defined by the index provider. As of December 31, 2020, the principal supplies of gold included in the Index were located in twelve countries or territories: Canada, Australia, South Africa, the United States, the United Kingdom, the Cayman Islands, Mexico, Indonesia, Peru, Jersey, China, and Turkey. The Index is reviewed and rebalanced quarterly.

As of December 31, 2020, the Index included 88 constituents, which had an average market capitalization of \$1.8 billion, total market capitalization ranging from approximately \$175.5 million to \$8.2 billion and were concentrated in the gold mining industry, which is included in the materials sector.

The Fund, under normal circumstances, invests at least 80% of its net assets (plus borrowing for investment purposes) in financial instruments, such as swap agreements, exchange-traded funds ("ETFs") that track the Index, securities of the Index and other financial instruments that provide daily leveraged exposure to the Index or to ETFs that track the Index. The financial instruments in which the Fund most commonly invests are swap agreements and futures contracts which are intended to produce economically leveraged investment results.

The components of the Index and the percentages represented by various sectors in the Index may change over time. The Fund will concentrate its investment in a particular industry or group of industries (*i.e.*, hold 25% or more of its total assets in the stocks of a particular industry or group of industries) to approximately the same extent as the Index is so concentrated.

The Fund may invest in the securities of the Index, a representative sample of the securities in the Index that has aggregate characteristics similar to those of the Index, an ETF that tracks the Index or a substantially similar index, and may utilize derivatives, such as swaps or futures on the Index or on an ETF that tracks the same Index or a substantially similar index, that provide leveraged exposure to the above.

The Fund seeks to remain fully invested at all times, consistent with its stated investment objective, but may not always have investment exposure to all of the securities in the Index, or its weighting of investment exposure to securities or industries may be different from that of the Index. In addition, the Fund may invest in securities or financial instruments not included in the Index.

The Fund will attempt to achieve its investment objective without regard to overall market movement or the increase or decrease of the value of the securities in the Index. At the close of the markets each trading day, Rafferty positions the Fund's portfolio so that its exposure to the Index is consistent with the Fund's investment objective. The impact of the Index's movements during the day will affect whether the Fund's portfolio needs to be re-positioned. For example, if the Index has risen on a given day, net assets of the Fund should rise, meaning that the Fund's exposure will need to be increased. Conversely, if the Index has fallen on a given day, net assets of the Fund should fall, meaning the Fund's exposure will need to be reduced. This re-positioning strategy typically results in high portfolio turnover. On a day-to-day basis, the Fund is expected to hold ETFs and money market funds, deposit accounts with institutions with high quality

credit ratings, and/or short-term debt instruments that have terms-to-maturity of less than 397 days and exhibit high quality credit profiles, including U.S. government securities and repurchase agreements.

The terms "daily," "day," and "trading day," refer to the period from the close of the markets on one trading day to the close of the markets on the next trading day. Additionally, the Fund's investment objective is not a fundamental policy and may be changed by the Fund's Board of Trustees without shareholder approval.

Because of daily rebalancing and the compounding of each day's return over time, the return of the Fund for periods longer than a single day will be the result of each day's returns compounded over the period, which will very likely differ from 200% of the return of the Index over the same period. The Fund will lose money if the Index performance is flat over time, and as a result of daily rebalancing, the Index's volatility and the effects of compounding, it is even possible that the Fund will lose money over time while the Index's performance increases over a period longer than a single day.

Principal Investment Risks

An investment in the Fund entails risk. The Fund may not achieve its leveraged investment objective and there is a risk that you could lose all of your money invested in the Fund. The Fund is not a complete investment program. In addition, the Fund presents risks not traditionally associated with other mutual funds and ETFs. It is important that investors closely review all of the risks listed below and understand them before making an investment in the Fund.

Effects of Compounding and Market Volatility Risk - The Fund has a daily leveraged investment objective and the Fund's performance for periods greater than a trading day will be the result of each day's returns compounded over the period, which is very likely to differ from 200% of the Index's performance, before fees and expenses. Compounding affects all investments, but has a more significant impact on funds that are leveraged and that rebalance daily. For a leveraged Fund, if adverse daily performance of the Index reduces the amount of a shareholder's investment, any further adverse daily performance will lead to a smaller dollar loss because the shareholder's investment had already been reduced by the prior adverse performance. Equally, however, if favorable daily performance of the Index increases the amount of a shareholder's investment, the dollar amount lost due to future adverse performance will increase because the shareholder's investment has increased.

The effect of compounding becomes more pronounced as Index volatility and the holding period increase. The impact of compounding will impact each shareholder differently depending on the period of time an investment in the Fund is held and the volatility of the Index during shareholder's holding period of an investment in the Fund.

The chart below provides examples of how Index volatility could affect the Fund's performance. Fund performance for periods greater than one single day can be estimated given any set of assumptions for the following factors: a) Index volatility; b) Index performance; c) period of time;

d) financing rates associated with leveraged exposure; e) other Fund expenses; and f) dividends or interest paid with respect to securities in the Index. The chart below illustrates the impact of two principal factors – Index volatility and Index performance – on Fund performance. The chart shows estimated Fund returns for a number of combinations of Index volatility and Index performance over a one-year period. Performance shown in the chart assumes that: (i) no dividends were paid with respect to the securities included in the Index; (ii) there were no Fund expenses; and (iii) borrowing/lending rates (to obtain leveraged exposure) of 0%. If Fund expenses and/or actual borrowing/lending rates were reflected, the estimated returns would be different than those shown. Particularly during periods of higher Index volatility, compounding will cause results for periods longer than a trading day to vary from 200% of the performance of the Index.

As shown in the chart below, the Fund would be expected to lose 6.1% if the Index provided no return over a one year period during which the Index experienced annualized volatility of 25%. At higher ranges of volatility, there is a chance of a significant loss of value in the Fund, even if the Index's return is flat. **For instance, if the Index's annualized volatility is 100%, the Fund would be expected to lose 63.2% of its value, even if the cumulative Index return for the year was 0%.** Areas shaded red (or dark gray) represent those scenarios where the Fund can be expected to return less than 200% of the performance of the Index and those shaded green (or light gray) represent those scenarios where the Fund can be expected to return more than 200% of the performance of the Index. The Fund's actual returns may be significantly better or worse than the returns shown below as a result of any of the factors discussed above or in "Daily Index Correlation/Tracking Risk" below.

One Year Index Return	200% One Year Index Return	Volatility Rate				
		10%	25%	50%	75%	100%
-60%	-120%	-84.2%	-85.0%	-87.5%	-90.9%	-94.1%
-50%	-100%	-75.2%	-76.5%	-80.5%	-85.8%	-90.8%
-40%	-80%	-64.4%	-66.2%	-72.0%	-79.5%	-86.8%
-30%	-60%	-51.5%	-54.0%	-61.8%	-72.1%	-82.0%
-20%	-40%	-36.6%	-39.9%	-50.2%	-63.5%	-76.5%
-10%	-20%	-19.8%	-23.9%	-36.9%	-53.8%	-70.2%
0%	0%	-1.0%	-6.1%	-22.1%	-43.0%	-63.2%
10%	20%	19.8%	13.7%	-5.8%	-31.1%	-55.5%
20%	40%	42.6%	35.3%	12.1%	-18.0%	-47.0%
30%	60%	67.3%	58.8%	31.6%	-3.7%	-37.8%
40%	80%	94.0%	84.1%	52.6%	11.7%	-27.9%
50%	100%	122.8%	111.4%	75.2%	28.2%	-17.2%
60%	120%	153.5%	140.5%	99.4%	45.9%	-5.8%

The Index's annualized historical volatility rate for the five year period ended December 31, 2020 was 37.42%. The Index's highest volatility rate for any one calendar year during the five year period was 51.29% and volatility for a shorter period of time may have been substantially higher. The Index's annualized performance for the five-year period ended December 31, 2020 was 25.16%. Historical Index volatility and performance are not indications of what the Index volatility and performance will be in the future. The volatility

of ETFs or instruments that reflect the value of the Index, such as swaps, may differ from the volatility of the Index.

For information regarding the effects of volatility and Index performance on the long-term performance of the Fund, see "Additional Information Regarding Investment Techniques and Policies" in the Fund's statutory prospectus, and "Leverage - Special Note Regarding the Correlation Risks of the Funds" in the Fund's Statement of Additional Information.

Leverage Risk — The Fund obtains investment exposure in excess of its net assets by utilizing leverage and may lose more money in market conditions that are adverse to its investment objective than a fund that does not utilize leverage. An investment in the Fund is exposed to the risk that a decline in the daily performance of the Index will be magnified. This means that an investment in the Fund will be reduced by an amount equal to 2% for every 1% daily decline in the Index, not including the costs of financing leverage and other operating expenses, which would further reduce its value. The Fund could theoretically lose an amount greater than its net assets in the event of an Index decline of more than 50%. Leverage will also have the effect of magnifying any differences in the Fund's correlation with the Index.

Due to the limited availability of necessary investments or financial instruments, the Fund could, among other things, as a defensive measure, limit or suspend creations or redemptions of Creation Units until the Adviser determines that the requisite exposure to the Index is obtainable. During the period that creation or redemptions are affected, the Fund's shares could trade at a significant premium or discount to their net asset value or the bid-ask spread of the Fund's shares could widen significantly. In the case of a period during which creations are suspended, the Fund could experience significant redemptions, which may cause the Fund to sell portfolio securities at unfavorable prices and increased transaction and other costs and make greater taxable distributions to shareholders of the Fund. The Fund may also change its investment objective by, for example, seeking to track an alternative index, or lowering its leverage multiple or the Fund could close.

Derivatives Risk — Derivatives are financial instruments that derive value from the underlying reference asset or assets, such as stocks, bonds, or funds (including ETFs), interest rates or indexes. The Fund's investments in derivatives may pose risks in addition to, and greater than, those associated with directly investing in securities or other ordinary investments, including risk related to the market, leverage, imperfect daily correlations with underlying investments or the Fund's other portfolio holdings, higher price volatility, lack of availability, counterparty risk, liquidity, valuation and legal restrictions. The use of derivatives is a highly specialized activity that involves investment techniques and risks different from those associated with ordinary portfolio securities transactions. The use of derivatives may result in larger losses or smaller gains than directly investing in securities. When the Fund uses derivatives, there may be imperfect correlation between the value of the reference assets and the derivative, which may prevent the Fund from

achieving its investment objective. Because derivatives often require only a limited initial investment, the use of derivatives may expose the Fund to losses in excess of those amounts initially invested.

The Fund may use a combination of swaps on the Index and swaps on an ETF whose investment objective is to track the performance of the same or a substantially similar index to achieve its investment objective. The reference ETF may not closely track the performance of the Index due to fees and other costs borne by the ETF and other factors, such as an ETF's premium or discount. Thus, to the extent that the Fund invests in swaps that use an ETF as a reference asset, the Fund may be subject to greater correlation risk and may not achieve as high a degree of correlation with the Index as it would if the Fund used swaps that utilized the Index as the reference asset. Any financing, borrowing or other costs associated with using derivatives may also reduce the Fund's return.

In addition, the Fund's investments in derivatives are subject to the following risks:

- **Swap Agreements.** Swap agreements are entered into primarily with major global financial institutions for a specified period, which may range from one day to more than one year. The swap agreements in which the Fund invests are generally traded in the over-the-counter market, which generally has less transparency than exchange-traded derivatives instruments. In a standard swap transaction, two parties agree to exchange the return (or differentials in rates of return) earned or realized on particular predetermined reference assets or underlying securities or instruments. The gross return to be exchanged or swapped between the parties is calculated based on a notional amount or the return on or change in value of a particular dollar amount invested in a basket of securities representing a particular index or an ETF that seeks to track an index.

If the Index has a dramatic move that causes a material decline in the Fund's net assets, the terms of a swap agreement between the Fund and its counterparty may permit the counterparty to immediately close out the swap transaction with the Fund. In that event, the Fund may be unable to enter into another swap agreement or invest in other derivatives to achieve exposure consistent with the Fund's investment objective. This may prevent the Fund from achieving its leveraged investment objective, even if the Index later reverses all or a portion of its movement. This may result in the value of an investment in the Fund changing quickly and without warning.

- **Futures Contracts.** Futures contracts are typically exchange-traded contracts that call for the future delivery of an asset at a certain price and date, or cash settlement of the terms of the contract. There may be an imperfect correlation between the changes in market value of the securities held by the Fund and the prices of futures contracts. There may not be a liquid secondary market for the futures contracts and the Fund may not be able to enter into a closing transaction. Regulations may also limit the number of positions that can be held or controlled by the Fund or the Adviser, thus limiting the ability of

the Fund to implement its leveraged investment strategy. Futures markets are highly volatile and the use of futures may increase the Fund's volatility. The value of an investment in the Fund may change quickly and without warning.

Counterparty Risk — A counterparty may be unwilling or unable to make timely payments to meet its contractual obligations or may fail to return holdings that are subject to the agreement with the counterparty. If the counterparty or its affiliate becomes insolvent, bankrupt or defaults on its payment obligations to the Fund, the value of an investment held by the Fund may decline. Additionally, if any collateral posted by the counterparty for the benefit of the Fund is insufficient or there are delays in the Fund's ability to access such collateral, the Fund may not be able to achieve its leveraged investment objective. The Fund may also not be able to exercise remedies, such as the termination of transactions, netting of obligations and realization on collateral if such remedies are stayed or eliminated under special resolutions adopted in the United States, the European Union and various other jurisdictions.

In addition, the Fund may enter into swap agreements with a limited number of counterparties, which may increase the Fund's exposure to counterparty credit risk. Further, there is a risk that no suitable counterparties will be willing to enter into, or continue to enter into, transactions with the Fund and, as a result, the Fund may not be able to achieve its leveraged investment objective or may decide to change its leveraged investment objective.

Rebalancing Risk — If for any reason the Fund is unable to rebalance all or a part of its portfolio, or if all or a portion of the portfolio is rebalanced incorrectly, the Fund's investment exposure may not be consistent with its investment objective. In these instances, the Fund may have investment exposure to the Index that is significantly greater or significantly less than its stated multiple. The Fund may be more exposed to leverage risk than if it had been properly rebalanced and may not achieve its investment objective, leading to significantly greater losses or reduced gains.

Intra-Day Investment Risk - The Fund seeks leveraged investment results from the close of the market on a given trading day until the close of the market on the subsequent trading day. The exact exposure of an investment in the Fund intraday in the secondary market is a function of the difference between the value of the Index at the market close on the first trading day and the value of the Index at the time of purchase. If the Index gains value, the Fund's net assets will rise by the same amount as the Fund's exposure. Conversely, if the Index declines, the Fund's net assets will decline by the same amount as the Fund's exposure. Thus, an investor that purchases shares intra-day may experience performance that is greater than, or less than, the Fund's stated multiple of the Index.

If there is a significant intra-day market event and/or the securities of the Index experience a significant decrease, the Fund may not meet its investment objective, be able to rebalance its portfolio appropriately, or may experience significant premiums or discounts, or widened bid-ask spreads. Additionally, the Fund may close to purchases and sales of

Shares prior to the close of trading on the Exchange and incur significant losses.

Daily Index Correlation/Tracking Risk - There is no guarantee that the Fund will achieve a high degree of correlation to the Index and therefore achieve its daily leveraged investment objective. The Fund's exposure to the Index is impacted by the Index's movement. Because of this, it is unlikely that the Fund will be perfectly exposed to the Index at the end of each day. The possibility of the Fund being materially over- or under-exposed to the Index increases on days when the Index is volatile near the close of the trading day. Market disruptions, regulatory restrictions and high volatility will also adversely affect the Fund's ability to adjust exposure to the required levels.

Due to the Index including instruments that trade on a different market than the Fund, the Fund's return may vary from a multiple of the performance of the Index because different markets may close before the NYSE Arca, Inc. opens or may not be open for business on the same calendar days as the Fund. Additionally, due to differences in trading hours, and because the Index may be calculated using prices obtained at times other than the Fund's net asset value calculation time or due to the fair valuation of Index securities, the Fund's performance may not correlate the Index.

The Fund may have difficulty achieving its daily leveraged investment objective due to fees, expenses, transaction costs, financing costs related to the use of derivatives, investments in ETFs, directly or indirectly, income items, valuation methodology, accounting standards, regulatory reasons (such as, diversification requirements) and disruptions or illiquidity in the markets for the securities or derivatives held by the Fund. The Fund may be subject to large movements of assets into and out of the Fund, potentially resulting in the Fund being over- or under-exposed to the Index. The Fund may not have investment exposure to all of the securities in the Index or its weighting of investment exposure to the securities may be different from that of the Index. In addition, the Fund may invest in securities that are not included in the Index. The Fund may also invest directly in or use other investment companies, such as ETFs, which may result in increased tracking error for the Fund. Additionally, an ETF's performance may differ from the index it tracks, thus resulting in additional tracking error for the Fund. Activities surrounding periodic Index reconstitutions and other Index rebalancing events may also hinder the Fund's ability to meet its daily leveraged investment objective. For example, the Fund may take or refrain from taking positions to improve tax efficiency or to comply with various regulatory restrictions, which may negatively impact the Fund's correlation to the Index. Any of these factors could decrease correlation between the performance of the Fund and the Index and may hinder the Fund's ability to meet its daily investment objective.

Gold and Silver Mining Company Risk - Because the Index is concentrated in the gold mining industry and may have significant exposure to assets in the silver mining industry, the Fund will be sensitive to changes in the overall condition of gold- and silver-related companies. Competitive pressures may have a significant effect on the financial condition of gold- and silver-related companies. Also gold- and

silver-related companies are highly dependent on the price of gold and silver bullion, respectively, and may be adversely affected by a variety of worldwide economic, financial and political factors. These prices may fluctuate substantially over short periods of time, which may cause the value of the gold- and silver-related companies to be more volatile than the general market. Fluctuations in the price of gold or silver may be due to a number of factors, including changes in inflation, currency exchanges rates and industrial and commercial demand (including fabricator demand). Increased environmental or labor costs may depress the value of metal investments. If a natural disaster or other event with a significant economic impact occurs in a region in which the companies included in the Index operate, such disaster or event could negatively impact the profitability of such companies and, in turn, impact the Fund's return.

In particular, a drop in the price of gold and/or silver bullion would particularly adversely affect the profitability of small and mid-capitalization mining companies and their ability to secure financing. Companies that are only in the exploration state are typically unable to adopt specific strategies of controlling the impact of the price of gold or silver on their companies. The exploration and development of mineral deposits involve significant financial risks over a significant period of time, which even a combination of careful evaluation, experience and knowledge may not eliminate. Few properties that are explored are ultimately developed into producing mines. Major expenditures may be required to establish reserves by drilling and to construct mining and processing facilities at a site. In addition, many early stage miners operate at a loss and are dependent on securing equity and/or debt financing, which might be more difficult to secure for an early stage mining company than for a more established company.

Mining and Metal Industry Risk - Mining and metal companies can be significantly affected by international political and economic developments, energy conservation, the success of exploration projects, commodity prices, taxes and government regulations. Investments in mining and metal industry companies may be speculative and subject to greater price volatility than investments in other types of companies. Increased environmental or labor costs may depress the value of mining and metal investments. In addition, changes in international monetary policies or economic and political conditions can affect the supply of gold and precious metals, and consequently the value of mining and metal company investments. Further, the principal supplies of metal industries may be concentrated in a small number of countries and regions.

Other Investment Companies (including ETFs) Risk — The Fund may invest directly in another investment company by purchasing shares of the investment company or indirectly by utilizing an investment company as the reference asset of a derivative instrument. By investing in another investment company, including an ETF, the Fund becomes a shareholder of that investment company and as a result, Fund shareholders indirectly bear the Fund's proportionate share of the fees and expenses of the other investment company, in addition to the fees and expenses of the Fund's own operations. As a shareholder, the Fund must rely on the other investment

company to achieve its investment objective. The Fund's performance may be magnified positively or negatively by virtue of its investment in other investment companies. If the other investment company fails to achieve its investment objective, the value of the Fund's investment will not perform as expected, thus affecting the Fund's performance and its correlation with the Index. In addition, because shares of ETFs are listed and traded on national stock exchanges, their shares may trade at a discount or a premium to an ETF's net asset value, and an ETF's market price may be more or less than the value of the index that the ETF tracks especially during periods of market volatility or disruption. Because the Fund transacts and prices its direct or indirect investments in ETFs at market price, the Fund's use of ETFs could have an adverse impact on the Fund's ability to achieve its investment objective. Investments in such shares may be subject to brokerage and other trading costs, which could result in greater expenses to the Fund. Finally, depending on the demand in the market, the Fund may not be able to liquidate its holdings in ETFs at an optimal price or time, which may adversely affect the Fund's performance.

Natural Disaster/Epidemic and Market Disruption Risk – Natural or environmental disasters, such as earthquakes, fires, floods, hurricanes, and tsunamis and widespread disease, including pandemics and epidemics have been and can be highly disruptive to economies and markets and have recently led, and may continue to lead to increased market volatility and significant market losses. Such natural disasters and health crises could exacerbate political, social and economic risks, and result in significant breakdowns, delays, shutdowns, social isolation, and other disruptions to important global, local and regional supply chains. A climate of uncertainty and panic, including the contagion of infectious viruses and diseases, may adversely affect global, regional, and local economies and reduce the availability of potential investment opportunities, and increases the difficulty of performing due diligence and modeling market conditions, potentially reducing the accuracy of financial projections. A widespread crisis would also affect the global economy in ways that cannot necessarily be foreseen. Adverse effects may be more pronounced for developing or emerging market countries that have less established health care systems. How long such events will last and whether they will continue or recur cannot be predicted.

Significant market volatility and market downturns may limit the Fund's ability to sell securities and obtain long exposure to securities, and the Fund's sales and long exposures may exacerbate the market volatility and downturn. Under such circumstances, the Fund may have difficulty achieving its investment objective for one or more trading days, which may adversely impact the Fund's returns on those days and periods inclusive of those days. Alternatively, the Fund may incur higher costs (including swap financing costs) in order to achieve its investment objective and may be forced to purchase and sell securities (including other ETFs' shares) at market prices that do not represent their fair value (including in the case of an ETF, its net asset value) or at times that result in differences between the price the Fund receives for the security or the value of the swap exposure and the market closing price of the security or the market

closing value of the swap exposure. Under those circumstances, the Fund's ability to track its Index is likely to be adversely affected, the market price of Fund shares may reflect a greater premium or discount to net asset value and bid-ask spreads in the Fund's shares may widen, resulting in increased transaction costs for secondary market purchasers and sellers. The Fund may also incur additional tracking error due to the use of futures contracts or other securities that are not perfectly correlated to the Index.

The recent pandemic spread of the novel coronavirus known as COVID-19 has proven to be a market disrupting event. The impact of this virus, like other pandemics that may arise in the future, has negatively affected, and may continue to negatively affect, the economies of many nations, companies, and the global securities and commodities markets, including by reducing liquidity in the markets. It is impossible to predict the full effects, durations and costs of the COVID-19 pandemic.

Market Risk — Turbulence in financial markets and reduced liquidity in equity, credit and fixed income markets may negatively affect many issuers worldwide, which could have an adverse effect on the Fund.

Historically, market cycles have included long term positive and negative periods. Since approximately 2008, the market has largely moved upward and accordingly, the market may be poised for a correction or downturn.

Materials Sector Risk — Companies in the materials sector could be adversely affected by commodity price volatility, exchange rate fluctuations, import controls and increased competition. The production of industrial materials often exceeds demand as a result of over-building or economic downturns, leading to poor investment returns. Companies in the materials sector also are at risk for environmental damage and product liability claims, and may be materially affected by depletion of resources, technical progress, labor relations, political and social unrest, and governmental regulations.

Emerging Markets Risk — Securities of issuers located in emerging markets face the potential for greater market volatility, lower trading volume, higher levels of inflation, political and economic instability, greater risk of market shutdown and more government limitations on foreign investments. Emerging market countries may include economies that concentrate in only a few industries, security issues that are held by only a few investors, limited trading capacity in local exchanges and the possibility that markets or issuances or securities offerings may be manipulated by foreign nationals who have inside information. Additionally, emerging markets often have less uniformity in accounting and reporting requirements, less reliable securities valuations and greater risks associated with custody of securities than developed markets. Shareholder claims and legal remedies that are common in the United States may be difficult or impossible to pursue in many emerging market countries. Emerging markets often have greater risk of capital controls through such measures as taxes or interest rate control than developed markets. Certain emerging markets countries may also lack the infrastructure necessary to attract large amounts of foreign trade and investment. Local securities

markets in emerging market countries may trade a small number of securities and may be unable to respond effectively to increases in trading volume, potentially making prompt liquidation of holdings difficult or impossible at times. Settlement procedures in emerging market countries are frequently less developed and reliable than those in other developed countries, which may result in significant delays in registering the transfer of securities and may make it more difficult for the Fund to value its holdings.

Economic, business, political, or social instability may adversely affect the value of emerging market securities more than securities of developed markets. Additionally, any of these developments may result in a decline in the value of a country's currency. Emerging markets may develop unevenly and may never fully develop. There is also a higher risk of loss due to expropriation, nationalization, confiscation of assets and property or the imposition of restrictions on foreign investments and repatriation of capital invested in certain emerging market countries.

Australian Securities Risk — Securities of issuers located in Australia may be subject to regulatory, political, currency, security, environmental, and economic risk specific to Australia. The Australian economy is heavily dependent on exports from the agricultural and mining sectors. As a result, the Australian economy is susceptible to fluctuations in the commodity markets. The Australian economy is also becoming increasingly dependent on its growing services industry. The Australian economy is dependent on trading with key trading partners, including the United States, China, Japan, Singapore and certain European countries. Reduction in spending on Australian products and services, or changes in any of the economies, may cause an adverse impact on the Australian economy. Additionally, Australia is located in a part of the world that has historically been prone to natural disasters, such as hurricanes and droughts, and is economically sensitive to environmental events. Any such event may adversely impact the Australian economy, causing an adverse impact on the value of the Fund.

Canadian Securities Risk — The Canadian economy is very dependent on the demand for, and supply and price of, natural resources and on relationships with certain key trading partners, including the United States, countries in the European Union and China. Because the United States is Canada's largest trading partner and foreign investor, the Canadian economy is dependent on and may significantly be affected by the U.S. economy. Reduction in spending on Canadian products and services, changes in natural resource sectors or changes in the U.S. economy may adversely impact the Canadian economy. Trade agreements may further increase Canada's dependency on the U.S. economy, and uncertainty as to the future of such trade agreements may cause a decline in the value of Canadian companies. The Canadian economy is also sensitive to fluctuations in certain commodity prices. In addition, certain sectors of Canada's economy may be subject to foreign ownership limitations, which may negatively impact the ability of the funds and counterparties that the Fund utilizes to invest in the securities of the Index.

Micro-Capitalization Company Risk - Micro-capitalization companies often have limited product lines, narrower markets for their goods and/or services and more limited managerial and financial resources than larger, more established companies, including companies which are considered small- or mid-capitalization. As a result, their performance can be more volatile and they face greater risk of business failure, which could increase the volatility of the Fund's portfolio.

Small- and/or Mid-Capitalization Company Risk — Small- and mid-capitalization companies often have narrower markets for their goods and/or services and more limited managerial and financial resources and often have limited product lines, services, markets, financial resources or are dependent on a small management group. Because these stocks are not well-known to the investing public, do not have significant institutional ownership and are followed by relatively few security analysts, there will normally be less publicly available information concerning these securities compared to what is available for the securities of larger companies. Adverse publicity and investor perceptions, whether or not based on fundamental analysis, can decrease the value and liquidity of securities held by the Fund resulting in more volatile performance. These companies may face greater risk of business failure, which could increase the volatility of the Fund's portfolio.

Currency Exchange Rate Risk — Changes in foreign currency exchange rates will affect the value of the Fund's investments in securities denominated in a country's currency. Generally, when the U.S. Dollar rises in value against a foreign currency, an investment in that country loses value because that currency is worth fewer U.S. Dollars. Devaluation of a currency by a country's government or banking authority also will have a significant impact on the value of any investments denominated in that currency. If the Fund is exposed to a limited number of currencies, any change in the value of these currencies could have a material impact on the Fund's net asset value.

Depository Receipt Risk — To the extent the Fund invests in, and/or has exposure to, foreign companies, the Fund's investment may be in the form of depository receipts or other securities convertible into securities of foreign issuers including American Depository Receipts ("ADRs"), European Depository Receipts ("EDRs"), and Global Depository Receipts ("GDRs"). Such investments continue to be subject to most of the risks associated with investing directly in foreign securities, including political and exchange rate risks.

Foreign Securities Risk — Investing in, and/or having exposure to, foreign instruments may involve greater risks than investing in domestic instruments. As a result, the Fund's returns and net asset value may be affected to a large degree by fluctuations in currency exchange rates, political, diplomatic or economic conditions and regulatory requirements in other countries. The laws and accounting, auditing, and financial reporting standards in foreign countries typically are not as strict as they are in the U.S., and there may be less public information available about foreign companies. Additionally, the Fund may be impacted by a limitation on foreign ownership of securities, the imposition of withholding or other taxes, restrictions on the repatriation of cash or other

assets, higher transaction and custody costs, delays in the settlement of securities, difficulties in enforcing contractual obligations and lower levels of regulation in the securities markets.

Geographic Concentration Risk — Investments in a particular country or geographic region may be particularly susceptible to political, diplomatic or economic conditions and regulatory requirements. As a result, the Fund may be more volatile than a more geographically diversified fund.

International Closed-Market Trading Risk — Because the Fund may invest in, and/or have exposure to, securities that are traded in markets that are closed when the NYSE Arca, Inc. is open, there are likely to be deviations between its current value and its last sale price. As a result, premiums or discounts to net asset value may develop in share prices. Additionally, the performance of the Fund may vary from the performance of the Index.

Index Strategy Risk — The Fund is linked to an Index maintained by a third party provider unaffiliated with the Fund. Securities held by the Fund will generally not be bought or sold in response to market fluctuations and may be concentrated in a particular industry if the Index is so concentrated. The Fund will generally not sell a security because its issuer is in financial trouble or its value has declined, unless that holding is removed or is anticipated to be removed from the Index.

The Index relies on various sources of information to assess the securities included in the Index, including information that may be based on assumptions or estimates and there is no guarantee that the methodology utilized by the Index Provider will result in the Index achieving positive returns. There is no assurance that the Index Provider's calculation methodology or sources of information will provide an accurate assessment of the Index's securities. The Index may also underperform other asset classes or similar indices. Errors in Index data, Index computations or the construction of the Index in accordance with its methodology may occur from time to time and may not be identified and corrected by the Index Provider for a period of time or at all, which may have an adverse impact on the Fund and its shareholders.

The Fund's daily performance may deviate from a multiple of the daily return of the Index due to legal restrictions or limitations imposed by governments of certain countries, certain listing standards of the Fund's Exchange, a lack of liquidity on stock exchanges where securities trade, potential adverse tax consequences or other regulatory reasons (diversification requirements). The securities that comprise the Index are valued at the securities' closing prices on local foreign markets. The Fund or the ETF it utilizes to obtain exposure to the Index may fair value the Index's securities, which may adversely impact the Fund's ability to achieve its leveraged investment objective.

Liquidity Risk — Some securities held by the Fund, including derivatives, may be difficult to sell or be illiquid, particularly during times of market turmoil. Markets for securities or financial instruments could be disrupted by a number of events, including, but not limited to, an economic crisis, natural disasters, epidemics/pandemics, new legislation or regulatory changes inside or outside the United States. Illiquid

securities may be difficult to value, especially in changing or volatile markets. If the Fund is forced to sell an illiquid security at an unfavorable time or price, the Fund may be adversely impacted. Certain market conditions or restrictions, such as market rules related to short sales, may prevent the Fund from limiting losses, realizing gains or achieving a high correlation with its Index. There is no assurance that a security that is deemed liquid when purchased will continue to be liquid. Market illiquidity may cause losses for the Fund. To the extent that the Index value increases or decreases significantly, the Fund may be one of many market participants that are attempting to transact in the securities of the Index. Under such circumstances, the market for securities of the Index may lack sufficient liquidity for all market participants' trades. Therefore, the Fund may have more difficulty transacting in the securities or financial instruments and the Fund's transactions could exacerbate the price changes of the securities of the Index and may impact the ability of the Fund to achieve its investment objective.

Early Close/Trading Halt Risk — An exchange or market may close or issue trading halts on specific securities, or the ability to buy or sell certain portfolio securities or financial instruments may be restricted, which may result in the Fund being unable to buy or sell certain securities or financial instruments. In such circumstances, the Fund may be unable to rebalance its portfolio, may be unable to accurately price its investments, may incur significant tracking differences with its Index, may incur substantial losses and may limit or stop purchases of the Fund. If there is a significant intra-day market event and/or the securities of the Index experience a significant increase or decrease, the Fund may not meet its investment objective or rebalance its portfolio appropriately. Additionally, the Fund may close to purchases and sales of Shares prior to the close of regular trading on the NYSE Arca, Inc. and incur significant losses.

Equity Securities Risk — Investments in, and/or exposure to, publicly issued equity securities, including common stocks, are subject to market risks that may cause their prices to fluctuate over time. Fluctuations in the value of equity securities in which the Fund invests will cause the net asset value of the Fund to fluctuate.

High Portfolio Turnover Risk - Daily rebalancing of the Fund's holdings pursuant to its daily investment objective causes a much greater number of portfolio transactions when compared to most ETFs. Additionally, active market trading of the Fund's Shares on such exchanges as the NYSE Arca, Inc., could cause more frequent creation and redemption activities, which could increase the number of portfolio transactions. Frequent and active trading may lead to higher transaction costs because of increased broker commissions resulting from such transactions. In addition, there is the possibility of significantly increased short-term capital gains (which will be taxable to shareholders as ordinary income when distributed to them). The Fund calculates portfolio turnover without including the short-term cash instruments or derivative transactions that comprise the majority of the Fund's trading. As such, if the Fund's extensive use of derivative instruments were reflected, the calculated portfolio turnover rate would be significantly higher.

Non-Diversification Risk — The Fund is non-diversified, which means it invests a high percentage of its assets in a limited number of securities. Its net asset value and total return may fluctuate more or fall greater in times of weaker markets than a diversified fund.

Securities Lending Risk — Securities lending involves the risk that the Fund may lose money because the borrower of the loaned securities fails to return the securities in a timely manner or at all. The Fund could also lose money in the event of a decline in the value of collateral provided for loaned securities, a decline in the value of any investments made with cash collateral, or a “gap” between the return on cash collateral reinvestments and any fees the Fund has agreed to pay a borrower. These events could also trigger adverse tax consequences for the Fund.

Special Risks of Exchange-Traded Funds

Authorized Participants Concentration Risk. The Fund may have a limited number of financial institutions that may act as Authorized Participants. To the extent that those Authorized Participants exit the business or are unable to process creation and/or redemption orders, Shares may trade at larger bid-ask spreads and/or premiums or discounts to net asset value. Authorized Participant concentration risk may be heightened for a fund that invests in non-U.S. securities or other securities or instruments that have lower trading volumes.

Market Price Variance Risk. Fund Shares are listed for trading on NYSE Arca and can be bought and sold in the secondary market at market prices rather than at net asset value. The market prices of Shares will fluctuate in response to changes in the value of the Fund’s holdings and supply and demand for Shares. Shareholders that purchase or sell Shares on the secondary market may trade Shares at a price greater than net asset value (a premium) or less than net asset value (a discount). There may be times when the market price and the net asset value vary significantly. The Fund’s investment results are measured based upon the daily net asset value of the Fund over a period of time. Investors purchasing and selling Shares in the secondary market may not experience the same investment results as experienced by those creating and redeeming Shares at net asset value. There is no guarantee that an active secondary market will develop for Shares. To the extent that exchange specialists, market makers, Authorized Participants, or other participants are unavailable or unable to trade the Fund’s Shares and/or create or redeem Creation Units, market disruptions or significant market volatility, bid-ask spreads and premiums or discounts may widen.

Fund Shares Trading Risk/Bid-Ask Spread Risk. Investments in Fund shares are subject to risks as a result of their trading in the secondary market. For example, investors transacting in the secondary market may incur costs as a result of there being a (potentially significant) spread (or difference) between the price that purchasers are willing to pay for shares (the bid) and the price at which sellers are willing to sell shares (the ask). This spread, which is known as a bid-ask spread, will vary based on, among other things, market demand for shares, the liquidity of the Fund portfolio and other factors. In addition, like other securities that are listed on

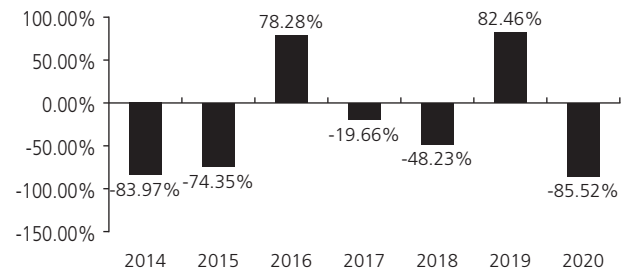
an exchange, Fund shares can be sold short. Accordingly, their price can be volatile and they can be subject to pressure from short sales. Further, trading in all listed securities, including Fund shares, can be halted, including due to market volatility triggering “circuit breaker” rules.

Fund Performance

The following performance information provides some indication of the risks of investing in the Fund by demonstrating how its returns have varied from calendar year to calendar year. The bar chart shows changes in the Fund’s performance from calendar year to calendar year. The table shows how the Fund’s average annual returns for the one-year, five-year, and since inception periods compare with those of one or more broad-based market indexes for the same periods. The Fund’s past performance, before and after taxes, is not necessarily an indication of how the Fund will perform in the future. Updated performance is available on the Fund’s website at www.direxion.com/etfs?producttab=performance or by calling the Fund toll-free at (866) 476-7523.

The performance noted below, and prior to April 1, 2020, reflects the Fund’s previous daily leveraged investment objective, before fees and expenses, of 300% of the Index.

Total Return for the Calendar Years Ended December 31



During the period of time shown in the bar chart, the Fund’s highest calendar quarter return was 185.21% for the quarter ended June 30, 2020 and its lowest calendar quarter return was -95.34% for the quarter ended March 31, 2020. The year-to-date return as of December 31, 2020 was -85.52%.

Average Annual Total Returns (for the periods ended December 31, 2020)

	1 Year	5 Years	Since Inception 10/3/2013
Return Before Taxes	-85.52%	-27.82%	-54.80%
Return After Taxes on Distributions	-85.53%	-27.87%	-54.92%
Return After Taxes on Distributions and Sale of Fund Shares	-50.63%	-17.23%	-17.84%
MVIS Global Junior Gold Miners Index (reflects no deduction for fees, expenses or taxes)	30.89%	25.16%	5.94%
S&P 500® Index (reflects no deduction for fees, expenses or taxes)	18.40%	15.22%	13.89%

After-tax returns are calculated using the historically highest individual federal marginal income tax rates and do not

reflect the impact of state and local taxes. Actual after-tax returns depend on an investor's tax situation and may differ from those shown, and after-tax returns are not relevant to investors who hold their Fund shares through tax-deferred arrangements, such as 401(k) plans or individual retirement accounts. In addition, the "Return After Taxes on Distributions and Sale of Fund Shares" is higher because the calculation recognizes a capital loss upon the redemption of Fund shares and assumes the investor received the benefit of a tax deduction.

Annual returns are required to be shown and should not be interpreted as suggesting that the Fund should or should not be held for long periods of time.

Management

Investment Adviser. Rafferty Asset Management, LLC is the Fund's investment adviser.

Portfolio Managers. The following members of Rafferty's investment team are jointly and primarily responsible for the day-to-day management of the Fund:

Portfolio Managers	Years of Service with the Fund	Primary Title
Paul Brigandi	Since Inception in October 2013	Portfolio Manager
Tony Ng	Since September 2015	Portfolio Manager

Purchase and Sale of Fund Shares

The Fund's individual shares may only be purchased or sold in the secondary market through a broker-dealer or other financial intermediaries at market price rather than at net asset value. The market price of Shares will fluctuate in response to changes in the value of the Fund's holdings and supply and demand for the Shares, which may result in shareholders purchasing or selling the Shares on the secondary market at a market price that is greater than net asset value (a premium) or less than net asset value (a discount). A shareholder may incur costs attributable to the difference between the highest price a buyer is willing to pay for the Fund's Shares (bid) and the lowest price a seller is willing to accept for the Fund's Shares (ask) when buying or selling Shares on the secondary market (the "bid-ask spread") in addition to brokerage commissions. The bid-ask spread may vary over time for Shares based on trading volume and market liquidity. Recent information regarding the Fund Shares such as net asset value, market price, premiums and discounts and bid-ask spreads and related other information

is available on the Fund's website, www.direxion.com/etfs?producttab=performance.

The Fund's shares are not individually redeemable by the Fund. The Fund will issue and redeem Shares only to Authorized Participants in exchange for cash or a deposit or delivery of a basket of assets (securities and/or cash) in large blocks, known as creation units, each of which is comprised of 50,000 Shares.

If a market disruption or similar event occurs, making it not reasonably practicable for the Fund to dispose of its securities or to determine its net asset value, the Fund could seek to limit or suspend purchases of creation units. Under such circumstances, the Fund's shares could trade at a significant premium or discount to their net asset value or wide bid-ask spreads and the Fund could experience substantial redemptions, which may cause the Fund to sell portfolio holdings, experience increased transaction costs and make greater taxable distributions. The Fund may seek to change its investment objective by, for example, seeking to track an alternative index or changing its leverage multiplier. The Fund could liquidate all, or a portion of, its assets, which may be at unfavorable prices or the Fund may close.

Tax Information

The Fund intends to make distributions that may be taxed as ordinary income or long-term capital gains. Those distributions will be subject to federal income tax and may also be subject to state and local taxes, unless you are investing through a tax-deferred arrangement, such as a 401(k) plan or an individual retirement account. Distributions or investments made through tax-deferred arrangements may be taxed later upon withdrawal. Distributions by the Fund may be significantly higher than those of most other ETFs.

Payments to Broker-Dealers and Other Financial Intermediaries

If you purchase shares of the Fund through a broker-dealer or other financial intermediary (such as a bank or financial advisor), the Fund and/or its Adviser may pay the intermediary for the sale of Fund shares and related services. These payments may create a conflict of interest by influencing the broker-dealer or other financial intermediary and your salesperson to recommend the Fund over another investment. Ask your salesperson or visit your financial intermediary's website for more information.

Direxion Daily Junior Gold Miners Index Bear 2X Shares

Important Information Regarding the Fund

The Direxion Daily Junior Gold Miners Index Bear 2X Shares (formerly, the Direxion Daily Junior Gold Miners Index Bear 3X Shares) (the "Fund") seeks **daily inverse leveraged** investment results and is very different from most other exchange-traded funds. As a result, the Fund may be riskier than alternatives that do not use leverage because the Fund's objective is to magnify the daily inverse performance of the MVIS Global Junior Gold Miners Index (the "Index"). The return for investors that invest for periods longer or shorter than a trading day should not be expected to be -200% of the performance of the Index for the period. The return of the Fund for a period longer than a trading day will be the result of each trading day's compounded return over the period, which will very likely differ from -200% of the return of the Index for that period. Longer holding periods, higher volatility of the Index and leverage increase the impact of compounding on an investor's returns. During periods of higher Index volatility, the volatility of the Index may affect the Fund's return as much as, or more than, the return of the Index.

The Fund is not suitable for all investors. The Fund is designed to be utilized only by knowledgeable investors who understand the potential consequences of seeking daily inverse leveraged (-2X) investment results, understand the risks associated with the use of leverage and shorting and are willing to monitor their portfolios frequently. The Fund is not intended to be used by, and is not appropriate for, investors who do not intend to actively monitor and manage their portfolios. For periods longer than a single day, the Fund will lose money if the Index's performance is flat, and it is possible that the Fund will lose money even if the Index's performance decreases over a period longer than a single day. An investor could lose the full principal value of his/her investment within a single day if the Fund's Index gains more than 50% in one day.

Investment Objective

The Fund seeks daily investment results, before fees and expenses, of 200% of the **inverse (or opposite)** of the daily performance of the Index. **The Fund does not seek to achieve its stated investment objective for a period of time different than a trading day.**

Fees and Expenses of the Fund

This table describes the fees and expenses that you may pay if you buy, hold, and sell shares of the Fund ("Shares"). You may pay other fees, such as brokerage commissions and other fees to financial intermediaries, which are not reflected in the table and example below.

Annual Fund Operating Expenses (expenses that you pay each year as a percentage of the value of your investment)

Management Fees	0.75%
Distribution and/or Service (12b-1) Fees	0.00%
Other Expenses of the Fund	0.16%
Acquired Fund Fees and Expenses ⁽¹⁾	<u>0.14%</u>
Total Annual Fund Operating Expenses	<u>1.05%</u>

⁽¹⁾ "Acquired Fund Fees and Expenses" include fees and expenses incurred indirectly by the Fund as a result of investments in other investment companies, including investments in money market funds. Because Acquired Fund Fees and Expenses are not borne directly by the Fund, they will not be reflected in the expense information in the Fund's financial statements and the information presented in the table will differ from that presented in the Fund's financial highlights included in the Fund's reports to shareholders.

Example - This example is intended to help you compare the cost of investing in the Fund with the cost of investing in other mutual funds. The example assumes that you invest \$10,000 in the Fund for the time periods indicated and then redeem all of your shares at the end of those periods. The example also assumes that your investment has a 5% return each year and that the Fund's operating expenses remain the same. Although your actual costs may be higher or lower, based on these assumptions your costs would be:

1 Year	3 Years	5 Years	10 Years
\$107	\$334	\$579	\$1,283

Portfolio Turnover

The Fund pays transaction costs, such as commissions, when it buys and sells securities (or "turns over" its portfolio). A higher portfolio turnover rate may indicate higher transaction costs and may result in higher taxes when Fund shares are held in a taxable account. These costs, which are not reflected in Annual Fund Operating Expenses or in the example, affect the Fund's performance. During the most recent fiscal year, the Fund's portfolio turnover rate was 0% of the average value of its portfolio. However, this portfolio turnover rate is calculated without regard to cash instruments or derivative transactions. If the Fund's extensive use of derivatives was reflected, the Fund's portfolio turnover rate would be significantly higher.

Principal Investment Strategy

The Index tracks the performance of foreign and domestic micro-, small- and mid-capitalization companies that generate, or demonstrate the potential to generate, at least 50% of their revenues from, or have at least 50% of their assets related to, gold mining and/or silver mining, hold real property or have mining projects that have the potential to produce at least 50% of the company's revenue from gold or silver mining when developed, or primarily invest in gold or silver. In addition, stocks must meet strict size and liquidity requirements: (1) the full market capitalization has to exceed \$150 million in U.S. Dollars; (2) the three months average-daily-trading volume must be higher than \$1.0 million in U.S. Dollars; and (3) the stocks must have traded at least 250,000 shares per month over the last six months. The Index includes companies from markets that are freely investable to foreign investors, including "emerging markets," as that

term is defined by the index provider. As of December 31, 2020, the principal supplies of gold included in the Index were located in twelve countries or territories: Canada, Australia, South Africa, the United States, the United Kingdom, the Cayman Islands, Mexico, Indonesia, Peru, Jersey, China, and Turkey. The Index is reviewed and rebalanced quarterly.

As of December 31, 2020, the Index included 88 constituents, which had an average market capitalization of \$1.8 billion, total market capitalization ranging from approximately \$175.5 million to \$8.2 billion and were concentrated in the gold mining industry, which is included in the materials sector.

The Fund, under normal circumstances, invests in swap agreements, futures contracts, short positions or other financial instruments that, in combination, provide inverse (opposite) or short leveraged exposure to the Index equal to at least 80% of the Fund's net assets (plus borrowing for investment purposes).

The components of the Index and the percentages represented by various sectors in the Index may change over time. The Fund will concentrate its investment in a particular industry or group of industries (*i.e.*, hold 25% or more of its total assets in investments that provide inverse leveraged exposure to a particular industry or group of industries) to approximately the same extent as the Index is so concentrated.

The Fund may gain inverse leveraged exposure by investing in a combination of financial instruments, such as swaps or futures contracts that provide short exposure to the Index, to a representative sample of the securities in the Index that has aggregate characteristics similar to those of the Index or to an ETF that tracks the same Index or a substantially similar index, or the Fund may short securities of the Index, or short an ETF that tracks the same Index or a substantially similar index. The Fund invests in derivatives as a substitute for directly shorting securities in order to gain inverse leveraged exposure to the Index or its components. When the Fund shorts securities, including the securities of another investment company, it borrows shares of that security or investment company, which it then sells. The Fund closes out a short sale by purchasing the security that it has sold short and returning that security to the entity that lent the security. On a day-to-day basis, the Fund is expected to hold money market funds, deposit accounts with institutions with high quality credit ratings, and/or short-term debt instruments that have terms-to-maturity of less than 397 days and exhibit high quality credit profiles, including U.S. government securities and repurchase agreements.

The Fund seeks to remain fully invested at all times consistent with its stated inverse leveraged investment objective, but may not always have inverse exposure to all of the securities in the Index, or its weighting of inverse exposure to securities or industries may be different from that of the Index. In addition, the Fund may have inverse exposure to securities, ETFs or financial instruments not included in the Index.

The Fund will attempt to achieve its investment objective without regard to overall market movement or the increase or decrease of the value of the securities in the Index. At the close of the markets each trading day, Rafferty positions the Fund's portfolio so that its exposure to the Index is

consistent with the Fund's inverse leveraged investment objective. For example, if the Index has fallen on a given day, net assets of the Fund should rise, meaning that the Fund's exposure will need to be increased. Conversely, if the Index has risen on a given day, net assets of the Fund should fall, meaning the Fund's exposure will need to be reduced and that a shareholder should lose money, a result that is the opposite of traditional index tracking ETFs. This re-positioning strategy may result in high portfolio turnover. The terms "daily," "day," and "trading day," refer to the period from the close of the markets on one trading day to the close of the markets on the next trading day.

The Fund is "non-diversified," meaning that a relatively high percentage of its assets may be invested in a limited number of issuers of securities. Additionally, the Fund's investment objective is not a fundamental policy and may be changed by the Fund's Board of Trustees without shareholder approval.

Because of daily rebalancing and the compounding of each day's return over time, the return of the Fund for periods longer than a single day will be the result of each day's returns compounded over the period, which will very likely differ from -200% of the return of the Index over the same period. The Fund will lose money if the Index performance is flat over time, and as a result of daily rebalancing, the Index's volatility and the effects of compounding, it is even possible that the Fund will lose money over time while the Index's performance decreases over a period longer than a single day.

Principal Investment Risks

An investment in the Fund entails risk. The Fund may not achieve its inverse leveraged investment objective and there is a risk that you could lose all of your money invested in the Fund. The Fund is not a complete investment program. In addition, the Fund presents risks not traditionally associated with other mutual funds and ETFs. It is important that investors closely review all of the risks listed below and understand them before making an investment in the Fund.

Effects of Compounding and Market Volatility Risk - The Fund has a daily leveraged investment objective and the Fund's performance for periods greater than a trading day will be the result of each day's returns compounded over the period, which is very likely to differ from -200% of the Index's performance, before fees and expenses. Compounding affects all investments, but has a more significant impact on funds that are inverse leveraged and that rebalance daily. For an inverse leveraged Fund, if adverse daily performance of the Index reduces the amount of a shareholder's investment, any further adverse daily performance will lead to a smaller dollar loss because the shareholder's investment had already been reduced by the prior adverse performance. Equally, however, if favorable daily performance of the Index increases the amount of a shareholder's investment, the dollar amount lost due to future adverse performance will increase because the shareholder's investment has increased.

The effect of compounding becomes more pronounced as Index volatility and the holding period increase. The impact of compounding will impact each shareholder differently depending on the period of time an investment in the Fund

is held and the volatility of the Index during shareholder's holding period of an investment in the Fund.

The chart below provides examples of how Index volatility could affect the Fund's performance. Fund performance for periods greater than one single day can be estimated given any set of assumptions for the following factors: a) Index volatility; b) Index performance; c) period of time; d) financing rates associated with inverse leveraged exposure; e) other Fund expenses; and f) dividends or interest paid with respect to securities in the Index. The chart below illustrates the impact of two principal factors – Index volatility and Index performance – on Fund performance. The chart shows estimated Fund returns for a number of combinations of Index volatility and Index performance over a one-year period. Performance shown in the chart assumes that: (i) no dividends were paid with respect to the securities included in the Index; (ii) there were no Fund expenses; and (iii) borrowing/lending rates (to obtain inverse leveraged exposure) of 0%. If Fund expenses and/or actual borrowing/lending rates were reflected, the estimated returns would be different than those shown. Particularly during periods of higher Index volatility, compounding will cause results for periods longer than a trading day to vary from -200% of the performance of the Index.

As shown in the chart below, the Fund would be expected to lose 17.1% if the Index provided no return over a one year period during which the Index experienced annualized volatility of 25%. At higher ranges of volatility, there is a chance of a significant loss of value in the Fund, even if the Index's return is flat. **For instance, if the Index's annualized volatility is 100%, the Fund would be expected to lose 95% of its value, even if the cumulative Index return for the year was 0%.** Areas shaded red (or dark gray) represent those scenarios where the Fund can be expected to return less than -200% of the performance of the Index and those shaded green (or light gray) represent those scenarios where the Fund can be expected to return more than -200% of the performance of the Index. The Fund's actual returns may be significantly better or worse than the returns shown below as a result of any of the factors discussed above or in "Daily Inverse Index Correlation/Tracking Risk" below.

One Year Index Return	-200% One Year Index Return	Volatility Rate				
		10%	25%	50%	75%	100%
-60%	120%	506.5%	418.1%	195.2%	15.6%	-68.9%
-50%	100%	288.2%	231.6%	88.9%	-26.0%	-80.1%
-40%	80%	169.6%	130.3%	31.2%	-48.6%	-86.2%
-30%	60%	98.1%	69.2%	-3.6%	-62.2%	-89.8%
-20%	40%	51.6%	29.5%	-26.2%	-71.1%	-92.2%
-10%	20%	19.8%	2.3%	-41.7%	-77.2%	-93.9%
0%	0%	-3.0%	-17.1%	-52.8%	-81.5%	-95.0%
10%	-20%	-19.8%	-31.5%	-61.0%	-84.7%	-95.9%
20%	-40%	-32.6%	-42.4%	-67.2%	-87.2%	-96.5%
30%	-60%	-42.6%	-50.9%	-72.0%	-89.1%	-97.1%
40%	-80%	-50.5%	-57.7%	-75.9%	-90.6%	-97.5%
50%	-100%	-56.9%	-63.2%	-79.0%	-91.8%	-97.8%
60%	-120%	-62.1%	-67.6%	-81.5%	-92.8%	-98.1%

The Index's annualized historical volatility rate for the five year period ended December 31, 2020 was 37.42%. The Index's

highest volatility rate for any one calendar year during the five year period was 51.29% and volatility for a shorter period of time may have been substantially higher. The Index's annualized performance for the five-year period ended December 31, 2020 was 25.16%. Historical Index volatility and performance are not indications of what the Index volatility and performance will be in the future. The volatility of ETFs or instruments that reflect the value of the Index, such as swaps, may differ from the volatility of the Index.

For information regarding the effects of volatility and Index performance on the long-term performance of the Fund, see "Additional Information Regarding Investment Techniques and Policies" in the Fund's statutory prospectus, and "Leverage - Special Note Regarding the Correlation Risks of the Funds" in the Fund's Statement of Additional Information.

Leverage Risk — The Fund obtains investment exposure in excess of its net assets by utilizing leverage and may lose more money in market conditions that are adverse to its investment objective than a fund that does not utilize leverage. An investment in the Fund is exposed to the risk that a rise in the daily performance of the Index will be magnified. This means that an investment in the Fund will be reduced by an amount equal to 2% for every 1% daily rise in the Index, not including the costs of financing leverage and other operating expenses, which would further reduce its value. The Fund could theoretically lose an amount greater than its net assets in the event of an Index rise of more than 50%. Leverage will also have the effect of magnifying any differences in the Fund's correlation with the Index.

Due to the limited availability of necessary investments or financial instruments, the Fund could, among other things, as a defensive measure, limit or suspend creations or redemptions of Creation Units until the Adviser determines that the requisite exposure to the Index is obtainable. During the period that creation or redemptions are affected, the Fund's shares could trade at a significant premium or discount to their net asset value or the bid-ask spread of the Fund's shares could widen significantly. In the case of a period during which creations are suspended, the Fund could experience significant redemptions, which may cause the Fund to sell portfolio securities at unfavorable prices and increased transaction and other costs and make greater taxable distributions to shareholders of the Fund. The Fund may also change its investment objective by, for example, seeking to track an alternative index, or lowering its leverage multiple or the Fund could close.

Derivatives Risk — Derivatives are financial instruments that derive value from the underlying reference asset or assets, such as stocks, bonds, or funds (including ETFs), interest rates or indexes. The Fund's investments in derivatives may pose risks in addition to, and greater than, those associated with directly shorting securities or other ordinary investments, including risk related to the market, leverage, imperfect daily correlations with underlying investments or the Fund's other portfolio holdings, higher price volatility, lack of availability, counterparty risk, liquidity, valuation and legal restrictions. The use of derivatives is a highly specialized activity that involves investment techniques and risks different

from those associated with ordinary portfolio securities transactions. The use of derivatives may result in larger losses or smaller gains than directly shorting securities. When the Fund uses derivatives, there may be imperfect correlation between the value of the reference assets and the derivative, which may prevent the Fund from achieving its investment objective. Because derivatives often require only a limited initial investment, the use of derivatives may expose the Fund to losses in excess of those amounts initially invested.

The Fund may use a combination of swaps on the Index and swaps on an ETF whose investment objective is to track the performance of the same or a substantially similar index to achieve its investment objective. The reference ETF may not closely track the performance of the Index due to fees and other costs borne by the ETF and other factors, such as an ETF's premium or discount. Thus, to the extent that the Fund invests in swaps that use an ETF as a reference asset, the Fund may be subject to greater correlation risk and may not achieve as high a degree of inverse correlation with the Index as it would if the Fund used swaps that utilized the Index as the reference asset. Any financing, borrowing or other costs associated with using derivatives may also reduce the Fund's return.

In addition, the Fund's investments in derivatives are subject to the following risks:

- **Swap Agreements.** Swap agreements are entered into primarily with major global financial institutions for a specified period, which may range from one day to more than one year. The swap agreements in which the Fund invests are generally traded in the over-the-counter market, which generally has less transparency than exchange-traded derivatives instruments. In a standard swap transaction, two parties agree to exchange the return (or differentials in rates of return) earned or realized on particular predetermined reference assets or underlying securities or instruments. The gross return to be exchanged or swapped between the parties is calculated based on a notional amount or the return on or change in value of a particular dollar amount invested in a basket of securities representing a particular index or an ETF that seeks to track an index.

If the Index has a dramatic move that causes a material decline in the Fund's net assets, the terms of a swap agreement between the Fund and its counterparty may permit the counterparty to immediately close out the swap transaction with the Fund. In that event, the Fund may be unable to enter into another swap agreement or invest in other derivatives to achieve exposure consistent with the Fund's investment objective. This may prevent the Fund from achieving its inverse leveraged investment objective, even if the Index later reverses all or a portion of its movement. This may result in the value of an investment in the Fund changing quickly and without warning.

- **Futures Contracts.** Futures contracts are typically exchange-traded contracts that call for the future delivery of an asset at a certain price and date, or cash settlement of the terms of the contract. There may be an imperfect correlation between the changes in market value of the

securities held by the Fund and the prices of futures contracts. There may not be a liquid secondary market for the futures contracts and the Fund may not be able to enter into a closing transaction. Regulations may also limit the number of positions that can be held or controlled by the Fund or the Adviser, thus limiting the ability of the Fund to implement its inverse leveraged investment strategy. Futures markets are highly volatile and the use of futures may increase the Fund's volatility. The value of an investment in the Fund may change quickly and without warning.

Counterparty Risk — A counterparty may be unwilling or unable to make timely payments to meet its contractual obligations or may fail to return holdings that are subject to the agreement with the counterparty. If the counterparty or its affiliate becomes insolvent, bankrupt or defaults on its payment obligations to the Fund, the value of an investment held by the Fund may decline. Additionally, if any collateral posted by the counterparty for the benefit of the Fund is insufficient or there are delays in the Fund's ability to access such collateral, the Fund may not be able to achieve its inverse leveraged investment objective. The Fund may also not be able to exercise remedies, such as the termination of transactions, netting of obligations and realization on collateral if such remedies are stayed or eliminated under special resolutions adopted in the United States, the European Union and various other jurisdictions.

In addition, the Fund may enter into swap agreements with a limited number of counterparties, which may increase the Fund's exposure to counterparty credit risk. Further, there is a risk that no suitable counterparties will be willing to enter into, or continue to enter into, transactions with the Fund and, as a result, the Fund may not be able to achieve its inverse leveraged investment objective or may decide to change its inverse leveraged investment objective.

Rebalancing Risk — If for any reason the Fund is unable to rebalance all or a part of its portfolio, or if all or a portion of the portfolio is rebalanced incorrectly, the Fund's investment exposure may not be consistent with its investment objective. In these instances, the Fund may have investment exposure to the Index that is significantly greater or significantly less than its stated multiple. The Fund may be more exposed to leverage risk than if it had been properly rebalanced and may not achieve its investment objective, leading to significantly greater losses or reduced gains.

Shorting Risk — A short position is a financial arrangement in which the short position appreciates in value when a reference asset falls in value and depreciates in value when the reference asset rises in value. Over the long term, most assets are expected to rise in value and short positions are expected to depreciate in value. Short positions therefore may be riskier and more speculative than traditional investments.

Obtaining inverse or "short" exposure through the use of derivatives such as swap agreements or futures contracts may expose the Fund to certain risks such as an increase in volatility or decrease in the liquidity of the securities of the underlying short position. If the Fund were to experience this volatility or decreased liquidity, the Fund's return may

be lower, the Fund's ability to obtain inverse exposure through the use of derivatives may be limited or the Fund may be required to obtain inverse exposure through alternative investment strategies that may be less desirable or more costly to implement. If the securities underlying the short positions are thinly traded or have a limited market due to various factors, including regulatory action, the Fund may be unable to meet its investment objective due to a lack of available securities or counterparties. The Fund may not be able to issue additional Creation Units during period when it cannot meet its investment objective due to these factors. Any income, dividends or payments by the assets underlying the Fund's short positions will negatively impact the Fund.

Cash Transaction Risk - Unlike most ETFs, the Fund currently intends to effect creations and redemptions principally for cash, rather than principally for in-kind securities, because of the nature of the financial instruments held by the Fund. As a result, the Fund is not expected to be tax efficient and will incur brokerage costs related to buying and selling securities to achieve its investment objective thus incurring additional expenses than other funds that primarily effect creations and redemptions in kind.

Intra-Day Investment Risk - The Fund seeks leveraged investment results from the close of the market on a given trading day until the close of the market on the subsequent trading day. The exact exposure of an investment in the Fund intraday in the secondary market is a function of the difference between the value of the Index at the market close on the first trading day and the value of the Index at the time of purchase. If the Index loses value, the Fund's net assets will rise by the same amount as the Fund's exposure. Conversely, if the Index rises, the Fund's net assets will decline by the same amount as the Fund's exposure. Thus, an investor that purchases shares intra-day may experience performance that is greater than, or less than, the Fund's stated multiple of the Index.

If there is a significant intra-day market event and/or the securities of the Index experience a significant increase, the Fund may not meet its investment objective, be able to rebalance its portfolio appropriately, or may experience significant premiums or discounts, or widened bid-ask spreads. Additionally, the Fund may close to purchases and sales of Shares prior to the close of trading on the Exchange and incur significant losses.

Daily Inverse Index Correlation/Tracking Risk – Investors will lose money when the Index rises, which is a result that is the opposite from traditional index funds. There is no guarantee that the Fund will achieve a high degree of inverse correlation to the Index and therefore achieve its daily inverse leveraged investment objective. The Fund's exposure to the Index is impacted by the Index's movement. Because of this, it is unlikely that the Fund will be perfectly exposed to the Index at the end of each day. The possibility of the Fund being materially over- or under-exposed to the Index increases on days when the Index is volatile near the close of the trading day. Market disruptions, regulatory restrictions and high volatility will also adversely affect the Fund's ability to adjust exposure to the required levels.

Due to the Index including instruments that trade on a different market than the Fund, the Fund's return may vary from the inverse of the performance of the Index because different markets may close before the NYSE Arca, Inc. opens or may not be open for business on the same calendar days as the Fund. Additionally, due to differences in trading hours, and because the Index may be calculated using prices obtained at times other than the Fund's net asset value calculation time or due to the fair valuation of Index securities, the Fund's performance may not correlate the Index.

The Fund may have difficulty achieving its daily inverse leveraged investment objective due to fees, expenses, transaction costs, financing costs related to the use of derivatives, income items, valuation methodology, accounting standards and disruptions or illiquidity in the markets for the securities or derivatives held by the Fund. The Fund may not have investment exposure to all securities in the Index, or its weighting of investment exposure to such stocks or industries may be different from that of the Index. The Fund may also have exposure to securities or financial instruments that are not included in the Index. The Fund may also use other investment companies, such as ETFs, as reference assets for derivative instruments, which may result in increased tracking error. Additionally, an ETF's performance may differ from the index it tracks, thus resulting in additional tracking error for the Fund. The Fund may be subject to large movements of assets into and out of the Fund, potentially resulting in the Fund being over- or under-exposed to the Index. Activities surrounding periodic Index reconstitutions and other Index rebalancing events may hinder the Fund's ability to meet its daily inverse leveraged investment objective. For example, the Fund may take or refrain from taking positions to improve tax efficiency or to comply with various regulatory restrictions, which may negatively impact the Fund's inverse correlation to the Index. Any of these Factors could decrease correlation between the performance of the Fund and the Index and may hinder the Fund's ability to meet its daily inverse leveraged investment objective.

Gold and Silver Mining Company Risk - Because the Index is concentrated in the gold mining industry and may have significant exposure to assets in the silver mining industry, the Fund will be sensitive to changes in the overall condition of gold- and silver-related companies. Competitive pressures may have a significant effect on the financial condition of gold- and silver-related companies. Also gold- and silver-related companies are highly dependent on the price of gold and silver bullion, respectively, and may be adversely affected by a variety of worldwide economic, financial and political factors. These prices may fluctuate substantially over short periods of time, which may cause the value of the gold- and silver-related companies to be more volatile than the general market. Fluctuations in the price of gold or silver may be due to a number of factors, including changes in inflation, currency exchanges rates and industrial and commercial demand (including fabricator demand). Increased environmental or labor costs may depress the value of metal investments. If a natural disaster or other event with a significant economic impact occurs in a region in which the companies included in the Index operate, such disaster or

event could negatively impact the profitability of such companies and, in turn, impact the Fund's return.

In particular, a drop in the price of gold and/or silver bullion would particularly adversely affect the profitability of small and mid-capitalization mining companies and their ability to secure financing. Companies that are only in the exploration state are typically unable to adopt specific strategies of controlling the impact of the price of gold or silver on their companies. The exploration and development of mineral deposits involve significant financial risks over a significant period of time, which even a combination of careful evaluation, experience and knowledge may not eliminate. Few properties that are explored are ultimately developed into producing mines. Major expenditures may be required to establish reserves by drilling and to construct mining and processing facilities at a site. In addition, many early stage miners operate at a loss and are dependent on securing equity and/or debt financing, which might be more difficult to secure for an early stage mining company than for a more established company.

Mining and Metal Industry Risk - Mining and metal companies can be significantly affected by international political and economic developments, energy conservation, the success of exploration projects, commodity prices, taxes and government regulations. Investments in mining and metal industry companies may be speculative and subject to greater price volatility than investments in other types of companies. Increased environmental or labor costs may depress the value of mining and metal investments. In addition, changes in international monetary policies or economic and political conditions can affect the supply of gold and precious metals, and consequently the value of mining and metal company investments. Further, the principal supplies of metal industries may be concentrated in a small number of countries and regions.

Other Investment Companies (including ETFs) Risk — The Fund may invest directly in another investment company by purchasing shares of the investment company or indirectly by utilizing an investment company as the reference asset of a derivative instrument. By investing in another investment company, including an ETF, the Fund becomes a shareholder of that investment company and as a result, Fund shareholders indirectly bear the Fund's proportionate share of the fees and expenses of the other investment company, in addition to the fees and expenses of the Fund's own operations. As a shareholder, the Fund must rely on the other investment company to achieve its investment objective. The Fund's performance may be magnified positively or negatively by virtue of its investment in other investment companies. If the other investment company fails to achieve its investment objective, the value of the Fund's investment will not perform as expected, thus affecting the Fund's performance and its correlation with the Index. In addition, because shares of ETFs are listed and traded on national stock exchanges, their shares may trade at a discount or a premium to an ETF's net asset value, and an ETF's market price may be more or less than the value of the index that the ETF tracks especially during periods of market volatility or disruption. Because the Fund transacts and prices its direct or indirect investments in ETFs at market price, the Fund's use of ETFs could have

an adverse impact on the Fund's ability to achieve its investment objective. Investments in such shares may be subject to brokerage and other trading costs, which could result in greater expenses to the Fund. Finally, depending on the demand in the market, the Fund may not be able to liquidate its holdings in ETFs at an optimal price or time, which may adversely affect the Fund's performance.

Natural Disaster/Epidemic and Market Disruption Risk – Natural or environmental disasters, such as earthquakes, fires, floods, hurricanes, and tsunamis and widespread disease, including pandemics and epidemics have been and can be highly disruptive to economies and markets and have recently led, and may continue to lead to increased market volatility and significant market losses. Such natural disasters and health crises could exacerbate political, social and economic risks, and result in significant breakdowns, delays, shutdowns, social isolation, and other disruptions to important global, local and regional supply chains. A climate of uncertainty and panic, including the contagion of infectious viruses and diseases, may adversely affect global, regional, and local economies and reduce the availability of potential investment opportunities, and increases the difficulty of performing due diligence and modeling market conditions, potentially reducing the accuracy of financial projections. A widespread crisis would also affect the global economy in ways that cannot necessarily be foreseen. Adverse effects may be more pronounced for developing or emerging market countries that have less established health care systems. How long such events will last and whether they will continue or recur cannot be predicted.

Significant market volatility and market downturns may limit the Fund's ability to sell securities and obtain short exposure to securities, and the Fund's sales and short exposures may exacerbate the market volatility and downturn. Under such circumstances, the Fund may have difficulty achieving its investment objective for one or more trading days, which may adversely impact the Fund's returns on those days and periods inclusive of those days. Alternatively, the Fund may incur higher costs (including swap financing costs) in order to achieve its investment objective and may be forced to purchase and sell securities (including other ETFs' shares) at market prices that do not represent their fair value (including in the case of an ETF, its net asset value) or at times that result in differences between the price the Fund receives for the security or the value of the swap exposure and the market closing price of the security or the market closing value of the swap exposure. Under those circumstances, the Fund's ability to track its Index is likely to be adversely affected, the market price of Fund shares may reflect a greater premium or discount to net asset value and bid-ask spreads in the Fund's shares may widen, resulting in increased transaction costs for secondary market purchasers and sellers. The Fund may also incur additional tracking error due to the use of futures contracts or other securities that are not perfectly correlated to the Index.

The recent pandemic spread of the novel coronavirus known as COVID-19 has proven to be a market disrupting event. The impact of this virus, like other pandemics that may arise in the future, has negatively affected, and may continue to negatively affect, the economies of many nations,

companies, and the global securities and commodities markets, including by reducing liquidity in the markets. It is impossible to predict the full effects, durations and costs of the COVID-19 pandemic.

Market Risk — Turbulence in financial markets and reduced liquidity in equity, credit and fixed income markets may negatively affect many issuers worldwide, which could have an adverse effect on the Fund.

Materials Sector Risk — Companies in the materials sector could be adversely affected by commodity price volatility, exchange rate fluctuations, import controls and increased competition. The production of industrial materials often exceeds demand as a result of over-building or economic downturns, leading to poor investment returns. Companies in the materials sector also are at risk for environmental damage and product liability claims, and may be materially affected by depletion of resources, technical progress, labor relations, political and social unrest, and governmental regulations.

Emerging Markets Risk — Securities of issuers located in emerging markets face the potential for greater market volatility, lower trading volume, higher levels of inflation, political and economic instability, greater risk of market shutdown and more government limitations on foreign investments. Emerging market countries may include economies that concentrate in only a few industries, security issues that are held by only a few investors, limited trading capacity in local exchanges and the possibility that markets or issuances or securities offerings may be manipulated by foreign nationals who have inside information. Additionally, emerging markets often have less uniformity in accounting and reporting requirements, less reliable securities valuations and greater risks associated with custody of securities than developed markets. Shareholder claims and legal remedies that are common in the United States may be difficult or impossible to pursue in many emerging market countries. Emerging markets often have greater risk of capital controls through such measures as taxes or interest rate control than developed markets. Certain emerging markets countries may also lack the infrastructure necessary to attract large amounts of foreign trade and investment. Local securities markets in emerging market countries may trade a small number of securities and may be unable to respond effectively to increases in trading volume, potentially making prompt liquidation of holdings difficult or impossible at times. Settlement procedures in emerging market countries are frequently less developed and reliable than those in other developed countries, which may result in significant delays in registering the transfer of securities and may make it more difficult for the Fund to value its holdings.

Economic, business, political, or social instability may adversely affect the value of emerging market securities more than securities of developed markets. Additionally, any of these developments may result in a decline in the value of a country's currency. Emerging markets may develop unevenly and may never fully develop. There is also a higher risk of loss due to expropriation, nationalization, confiscation of assets and property or the imposition of restrictions on foreign

investments and repatriation of capital invested in certain emerging market countries.

Australian Securities Risk — Securities of issuers located in Australia may be subject to regulatory, political, currency, security, environmental, and economic risk specific to Australia. The Australian economy is heavily dependent on exports from the agricultural and mining sectors. As a result, the Australian economy is susceptible to fluctuations in the commodity markets. The Australian economy is also becoming increasingly dependent on its growing services industry. The Australian economy is dependent on trading with key trading partners, including the United States, China, Japan, Singapore and certain European countries. Reduction in spending on Australian products and services, or changes in any of the economies, may cause an adverse impact on the Australian economy. Additionally, Australia is located in a part of the world that has historically been prone to natural disasters, such as hurricanes and droughts, and is economically sensitive to environmental events. Any such event may adversely impact the Australian economy, causing an adverse impact on the value of the Fund.

Canadian Securities Risk — The Canadian economy is very dependent on the demand for, and supply and price of, natural resources and on relationships with certain key trading partners, including the United States, countries in the European Union and China. Because the United States is Canada's largest trading partner and foreign investor, the Canadian economy is dependent on and may significantly be affected by the U.S. economy. Reduction in spending on Canadian products and services, changes in natural resource sectors or changes in the U.S. economy may adversely impact the Canadian economy. Trade agreements may further increase Canada's dependency on the U.S. economy, and uncertainty as to the future of such trade agreements may cause a decline in the value of Canadian companies. The Canadian economy is also sensitive to fluctuations in certain commodity prices. In addition, certain sectors of Canada's economy may be subject to foreign ownership limitations, which may negatively impact the ability of the funds and counterparties that the Fund utilizes to invest in the securities of the Index.

Micro-Capitalization Company Risk - Micro-capitalization companies often have limited product lines, narrower markets for their goods and/or services and more limited managerial and financial resources than larger, more established companies, including companies which are considered small- or mid-capitalization. As a result, their performance can be more volatile and they face greater risk of business failure, which could increase the volatility of the Fund's portfolio.

Small- and/or Mid-Capitalization Company Risk — Small- and mid-capitalization companies often have narrower markets for their goods and/or services and more limited managerial and financial resources and often have limited product lines, services, markets, financial resources or are dependent on a small management group. Because these stocks are not well-known to the investing public, do not have significant institutional ownership and are followed by relatively few security analysts, there will normally be less publicly available information concerning these securities

compared to what is available for the securities of larger companies. Adverse publicity and investor perceptions, whether or not based on fundamental analysis, can decrease the value and liquidity of securities held by the Fund resulting in more volatile performance. These companies may face greater risk of business failure, which could increase the volatility of the Fund's portfolio.

Currency Exchange Rate Risk — Changes in foreign currency exchange rates will affect the value of the Fund's investments in securities denominated in a country's currency. Generally, when the U.S. Dollar rises in value against a foreign currency, an investment in that country loses value because that currency is worth fewer U.S. Dollars. Devaluation of a currency by a country's government or banking authority also will have a significant impact on the value of any investments denominated in that currency. If the Fund is exposed to a limited number of currencies, any change in the value of these currencies could have a material impact on the Fund's net asset value.

Foreign Securities Risk — Investing in, and/or having exposure to, foreign instruments may involve greater risks than investing in domestic instruments. As a result, the Fund's returns and net asset value may be affected to a large degree by fluctuations in currency exchange rates, political, diplomatic or economic conditions and regulatory requirements in other countries. The laws and accounting, auditing, and financial reporting standards in foreign countries typically are not as strict as they are in the U.S., and there may be less public information available about foreign companies. Additionally, the Fund may be impacted by a limitation on foreign ownership of securities, the imposition of withholding or other taxes, restrictions on the repatriation of cash or other assets, higher transaction and custody costs, delays in the settlement of securities, difficulties in enforcing contractual obligations and lower levels of regulation in the securities markets.

Geographic Concentration Risk — Investments in a particular country or geographic region may be particularly susceptible to political, diplomatic or economic conditions and regulatory requirements. As a result, the Fund may be more volatile than a more geographically diversified fund.

International Closed-Market Trading Risk — Because the Fund may invest in, and/or have exposure to, securities that are traded in markets that are closed when the NYSE Arca, Inc. is open, there are likely to be deviations between its current value and its last sale price. As a result, premiums or discounts to net asset value may develop in share prices. Additionally, the performance of the Fund may vary from the performance of the Index.

Index Strategy Risk — The Fund is linked to an Index maintained by a third party provider unaffiliated with the Fund. Securities held by the Fund will generally not be bought or sold in response to market fluctuations and may be concentrated in a particular industry if the Index is so concentrated. The Fund will generally not sell a security because its issuer is in financial trouble or its value has declined, unless that holding is removed or is anticipated to be removed from the Index.

The Index relies on various sources of information to assess the securities included in the Index, including information that may be based on assumptions or estimates and there is no guarantee that the methodology utilized by the Index Provider will result in the Index achieving positive returns. There is no assurance that the Index Provider's calculation methodology or sources of information will provide an accurate assessment of the Index's securities. The Index may also underperform other asset classes or similar indices. Errors in Index data, Index computations or the construction of the Index in accordance with its methodology may occur from time to time and may not be identified and corrected by the Index Provider for a period of time or at all, which may have an adverse impact on the Fund and its shareholders.

The Fund's daily performance may deviate from a inverse multiple of the daily return of the Index due to legal restrictions or limitations imposed by governments of certain countries, certain listing standards of the Fund's Exchange, a lack of liquidity on stock exchanges where securities trade, potential adverse tax consequences or other regulatory reasons (diversification requirements). The securities that comprise the Index are valued at the securities' closing prices on local foreign markets. The Fund or the ETF it utilizes to obtain exposure to the Index may fair value the Index's securities, which may adversely impact the Fund's ability to achieve its inverse leveraged investment objective.

Liquidity Risk — Some securities held by the Fund, including derivatives, may be difficult to sell or be illiquid, particularly during times of market turmoil. Markets for securities or financial instruments could be disrupted by a number of events, including, but not limited to, an economic crisis, natural disasters, epidemics/pandemics, new legislation or regulatory changes inside or outside the United States. Illiquid securities may be difficult to value, especially in changing or volatile markets. If the Fund is forced to sell an illiquid security at an unfavorable time or price, the Fund may be adversely impacted. Certain market conditions or restrictions, such as market rules related to short sales, may prevent the Fund from limiting losses, realizing gains or achieving a high correlation with its Index. There is no assurance that a security that is deemed liquid when purchased will continue to be liquid. Market illiquidity may cause losses for the Fund. To the extent that the Index value increases or decreases significantly, the Fund may be one of many market participants that are attempting to transact in the securities of the Index. Under such circumstances, the market for securities of the Index may lack sufficient liquidity for all market participants' trades. Therefore, the Fund may have more difficulty transacting in the securities or financial instruments and the Fund's transactions could exacerbate the price changes of the securities of the Index and may impact the ability of the Fund to achieve its investment objective.

Early Close/Trading Halt Risk — An exchange or market may close or issue trading halts on specific securities, or the ability to buy or sell certain portfolio securities or financial instruments may be restricted, which may result in the Fund being unable to buy or sell certain securities or financial instruments. In such circumstances, the Fund may be unable to rebalance its portfolio, may be unable to accurately price

its investments, may incur significant tracking differences with its Index, may incur substantial losses and may limit or stop purchases of the Fund. If there is a significant intra-day market event and/or the securities of the Index experience a significant increase or decrease, the Fund may not meet its investment objective or rebalance its portfolio appropriately. Additionally, the Fund may close to purchases and sales of Shares prior to the close of regular trading on the NYSE Arca, Inc. and incur significant losses.

Equity Securities Risk — Investments in, and/or exposure to, publicly issued equity securities, including common stocks, are subject to market risks that may cause their prices to fluctuate over time. Fluctuations in the value of equity securities in which the Fund invests will cause the net asset value of the Fund to fluctuate.

Non-Diversification Risk — The Fund is non-diversified, which means it invests a high percentage of its assets in a limited number of securities. Its net asset value and total return may fluctuate more or fall greater in times of weaker markets than a diversified fund.

Securities Lending Risk — Securities lending involves the risk that the Fund may lose money because the borrower of the loaned securities fails to return the securities in a timely manner or at all. The Fund could also lose money in the event of a decline in the value of collateral provided for loaned securities, a decline in the value of any investments made with cash collateral, or a “gap” between the return on cash collateral reinvestments and any fees the Fund has agreed to pay a borrower. These events could also trigger adverse tax consequences for the Fund.

Special Risks of Exchange-Traded Funds

Authorized Participants Concentration Risk. The Fund may have a limited number of financial institutions that may act as Authorized Participants. To the extent that those Authorized Participants exit the business or are unable to process creation and/or redemption orders, Shares may trade at larger bid-ask spreads and/or premiums or discounts to net asset value. Authorized Participant concentration risk may be heightened for a fund that invests in non-U.S. securities or other securities or instruments that have lower trading volumes.

Market Price Variance Risk. Fund Shares are listed for trading on NYSE Arca and can be bought and sold in the secondary market at market prices rather than at net asset value. The market prices of Shares will fluctuate in response to changes in the value of the Fund’s holdings and supply and demand for Shares. Shareholders that purchase or sell Shares on the secondary market may trade Shares at a price greater than net asset value (a premium) or less than net asset value (a discount). There may be times when the market price and the net asset value vary significantly. The Fund’s investment results are measured based upon the daily net asset value of the Fund over a period of time. Investors purchasing and selling Shares in the secondary market may not experience the same investment results as experienced by those creating and redeeming Shares at net asset value. There is no guarantee that an active secondary market will develop for Shares. To the extent that exchange specialists, market makers, Authorized Participants, or other participants are

unavailable or unable to trade the Fund’s Shares and/or create or redeem Creation Units, market disruptions or significant market volatility, bid-ask spreads and premiums or discounts may widen.

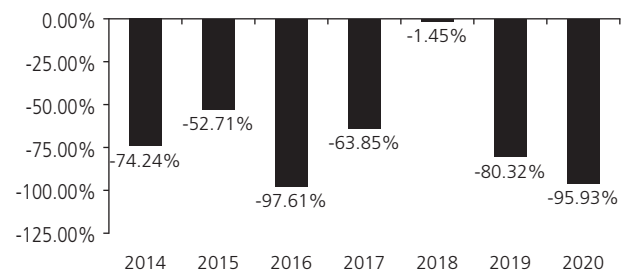
Fund Shares Trading Risk/Bid-Ask Spread Risk. Investments in Fund shares are subject to risks as a result of their trading in the secondary market. For example, investors transacting in the secondary market may incur costs as a result of there being a (potentially significant) spread (or difference) between the price that purchasers are willing to pay for shares (the bid) and the price at which sellers are willing to sell shares (the ask). This spread, which is known as a bid-ask spread, will vary based on, among other things, market demand for shares, the liquidity of the Fund portfolio and other factors. In addition, like other securities that are listed on an exchange, Fund shares can be sold short. Accordingly, their price can be volatile and they can be subject to pressure from short sales. Further, trading in all listed securities, including Fund shares, can be halted, including due to market volatility triggering “circuit breaker” rules.

Fund Performance

The following performance information provides some indication of the risks of investing in the Fund by demonstrating how its returns have varied from calendar year to calendar year. The bar chart shows changes in the Fund’s performance from calendar year to calendar year. The table shows how the Fund’s average annual returns for the one-year and since inception periods compare with those of one or more broad-based market indexes for the same periods. The Fund’s past performance, before and after taxes, is not necessarily an indication of how the Fund will perform in the future. Updated performance is available on the Fund’s website at www.direxion.com/etfs?producttab=performance or by calling the Fund toll-free at (866) 476-7523.

The performance noted below, and prior to April 1, 2020, reflects the Fund’s previous daily inverse leveraged investment objective, before fees and expenses, of -300% of the Index.

Total Return for the Calendar Years Ended December 31



During the period of time shown in the bar chart, the Fund’s highest calendar quarter return was 55.98% for the quarter ended September 30, 2018 and its lowest calendar quarter return was -84.49% for the quarter ended June 30, 2016. The year-to-date return as of December 31, 2020 was -95.93%.

Average Annual Total Returns (for the periods ended December 31, 2020)

	1 Year	5 Years	Since Inception 10/3/2013
Return Before Taxes	-95.93%	-85.32%	-78.69%
Return After Taxes on Distributions	-95.94%	-85.37%	-78.91%
Return After Taxes on Distributions and Sale of Fund Shares	-56.77%	-24.95%	-17.97%
MVIS Global Junior Gold Miners Index (reflects no deduction for fees, expenses or taxes)	30.89%	25.16%	5.94%
S&P 500® Index (reflects no deduction for fees, expenses or taxes)	18.40%	15.22%	13.89%

After-tax returns are calculated using the historically highest individual federal marginal income tax rates and do not reflect the impact of state and local taxes. Actual after-tax returns depend on an investor's tax situation and may differ from those shown, and after-tax returns are not relevant to investors who hold their Fund shares through tax-deferred arrangements, such as 401(k) plans or individual retirement accounts. In addition, the "Return After Taxes on Distributions and Sale of Fund Shares" is higher because the calculation recognizes a capital loss upon the redemption of Fund shares and assumes the investor received the benefit of a tax deduction.

Annual returns are required to be shown and should not be interpreted as suggesting that the Fund should or should not be held for long periods of time.

Management

Investment Adviser. Rafferty Asset Management, LLC is the Fund's investment adviser.

Portfolio Managers. The following members of Rafferty's investment team are jointly and primarily responsible for the day-to-day management of the Fund:

Portfolio Managers	Years of Service with the Fund	Primary Title
Paul Brigandi	Since Inception in October 2013	Portfolio Manager
Tony Ng	Since September 2015	Portfolio Manager

Purchase and Sale of Fund Shares

The Fund's individual shares may only be purchased or sold in the secondary market through a broker-dealer or other financial intermediaries at market price rather than at net asset value. The market price of Shares will fluctuate in response to changes in the value of the Fund's holdings and supply and demand for the Shares, which may result in shareholders purchasing or selling the Shares on the secondary market at a market price that is greater than

net asset value (a premium) or less than net asset value (a discount). Additionally, a shareholder may incur costs attributable to the difference between the highest price a buyer is willing to pay for the Fund's Shares (bid) and the lowest price a seller is willing to accept for the Fund's Shares (ask) when buying or selling Shares on the secondary market (the "bid-ask spread") in addition to brokerage commissions. The bid-ask spread may vary over time for Shares based on trading volume and market liquidity. Recent information regarding the Fund Shares such as net asset value, market price, premiums and discounts, bid-ask spreads, and related other information is available on the Fund's website, www.direxion.com/etfs?producttab=performance.

The Fund's shares are not individually redeemable by submitting Shares to the Fund. The Fund will issue and redeem Shares for cash only to Authorized Participants in large blocks, known as creation units, each of which is comprised of 50,000 Shares.

If a market disruption or similar event occurs, making it not reasonably practicable for the Fund to dispose of its securities or to determine its net asset value, the Fund could seek to limit or suspend purchases of creation units. Under such circumstances, the Fund's shares could trade at a significant premium or discount to their net asset value or wide bid-ask spreads and the Fund could experience substantial redemptions, which may cause the Fund to sell portfolio holdings, experience increased transaction costs and make greater taxable distributions. The Fund may seek to change its investment objective by, for example, seeking to track an alternative index or changing its leverage multiplier. The Fund could liquidate all, or a portion of, its assets, which may be at unfavorable prices or the Fund may close.

Tax Information

The Fund intends to make distributions that may be taxed as ordinary income or long-term capital gains. Those distributions will be subject to federal income tax and may also be subject to state and local taxes, unless you are investing through a tax-deferred arrangement, such as a 401(k) plan or an individual retirement account. Distributions or investments made through tax-deferred arrangements may be taxed later upon withdrawal. Distributions by the Fund may be significantly higher than those of most other ETFs.

Payments to Broker-Dealers and Other Financial Intermediaries

If you purchase shares of the Fund through a broker-dealer or other financial intermediary (such as a bank or financial advisor), the Fund and/or its Adviser may pay the intermediary for the sale of Fund shares and related services. These payments may create a conflict of interest by influencing the broker-dealer or other financial intermediary and your salesperson to recommend the Fund over another investment. Ask your salesperson or visit your financial intermediary's website for more information.

Important Information Regarding the Fund

The Direxion Daily S&P Oil & Gas Exp. & Prod. Bull 2X Shares (formerly, the Direxion Daily S&P Oil & Gas Exp. & Prod. Bull 3X Shares) (the "Fund") seeks *daily leveraged* investment results and is very different from most other exchange-traded funds. As a result, the Fund may be riskier than alternatives that do not use leverage because the Fund's objective is to magnify the daily performance of the S&P Oil & Gas Exploration & Production Select Industry Index (the "Index"). The return for investors that invest for periods longer or shorter than a trading day should not be expected to be 200% of the performance of the Index for the period. The return of the Fund for a period longer than a trading day will be the result of each trading day's compounded return over the period, which will very likely differ from 200% of the return of the Index for that period. Longer holding periods, higher volatility of the Index and leverage increase the impact of compounding on an investor's returns. During periods of higher Index volatility, the volatility of the Index may affect the Fund's return as much as, or more than, the return of the Index.

The Fund is not suitable for all investors. The Fund is designed to be utilized only by knowledgeable investors who understand the potential consequences of seeking daily leveraged (2X) investment results, understand the risks associated with the use of leverage and are willing to monitor their portfolios frequently. The Fund is not intended to be used by, and is not appropriate for, investors who do not intend to actively monitor and manage their portfolios. For periods longer than a single day, the Fund will lose money if the Index's performance is flat, and it is possible that the Fund will lose money even if the Index's performance increases over a period longer than a single day. An investor could lose the full principal value of his/her investment within a single day if the Fund's Index loses more than 50% in one day.

Investment Objective

The Fund seeks daily investment results, before fees and expenses, of 200% of the daily performance of the Index. **The Fund does not seek to achieve its stated investment objective for a period of time different than a trading day.**

Fees and Expenses of the Fund

This table describes the fees and expenses that you may pay if you buy, hold, and sell shares of the Fund ("Shares"). You may pay other fees, such as brokerage commissions and other fees to financial intermediaries, which are not reflected in the table and example below.

Annual Fund Operating Expenses (expenses that you pay each year as a percentage of the value of your investment)

Management Fees	0.75%
Distribution and/or Service (12b-1) Fees	0.00%
Other Expenses of the Fund	0.24%
Acquired Fund Fees and Expenses ⁽¹⁾	<u>0.19%</u>
Total Annual Fund Operating Expenses	1.18%
Expense Cap/Reimbursement ⁽²⁾	<u>-0.04%</u>
Total Annual Fund Operating Expenses After Expense Cap/Reimbursement	<u>1.14%</u>

⁽¹⁾ "Acquired Fund Fees and Expenses" include fees and expenses incurred indirectly by the Fund as a result of investments in other investment companies, including investments in money market funds. Because Acquired Fund Fees and Expenses are not borne directly by the Fund, they will not be reflected in the expense information in the Fund's financial statements and the information presented in the table will differ from that presented in the Fund's financial highlights included in the Fund's reports to shareholders.

⁽²⁾ Rafferty Asset Management, LLC ("Rafferty" or the "Adviser") has entered into an Operating Expense Limitation Agreement with the Fund. Under the Operating Expense Limitation Agreement, Rafferty has contractually agreed to waive all or a portion of its management fee and/or reimburse the Fund for Other Expenses through September 1, 2022, to the extent that the Fund's Total Annual Fund Operating Expenses exceed 0.95% of the Fund's average daily net assets (excluding, as applicable, among other expenses, taxes, swap financing and related costs, acquired fund fees and expenses, dividends or interest on short positions, other interest expenses, brokerage commissions and extraordinary expenses).

Any expense waiver or reimbursement is subject to recoupment by the Adviser within the three years after the expense was waived/reimbursed only if Total Annual Fund Operating Expenses fall below the lesser of this percentage limitation and any percentage limitation in place at the time the expense was waived/reimbursed.

Example - This example is intended to help you compare the cost of investing in the Fund with the cost of investing in other mutual funds. The example assumes that you invest \$10,000 in the Fund for the time periods indicated and then redeem all of your shares at the end of those periods. The example also assumes that your investment has a 5% return each year and that the Fund's operating expenses remain the same. Although your actual costs may be higher or lower, based on these assumptions your costs would be:

1 Year	3 Years	5 Years	10 Years
\$116	\$371	\$645	\$1,428

Portfolio Turnover

The Fund pays transaction costs, such as commissions, when it buys and sells securities (or "turns over" its portfolio). A higher portfolio turnover rate may indicate higher transaction costs and may result in higher taxes when Fund shares are held in a taxable account. These costs, which are not reflected in Annual Fund Operating Expenses or in the example, affect the Fund's performance. During the most recent fiscal year, the Fund's portfolio turnover rate was 315% of the average value of its portfolio. However, this portfolio turnover rate is calculated without regard to cash instruments or derivative transactions. If the Fund's extensive use of derivatives was reflected, the Fund's portfolio turnover rate would be significantly higher.

Principal Investment Strategy

The Index is provided by Standard & Poor's (the "Index Provider") and includes domestic companies from the oil and gas exploration and production sub-industry. The Index is designed to measure the performance of a sub-industry or group of sub-industries determined based on the Global Industry Classification Standards ("GICS"). Companies in the Index are classified using the GICS classifications which are determined primarily based on a company's revenues, however, earnings and market perception are also considered by GICS. The Index consists of constituents of the S&P Total Market Index ("S&P TMI") that belong to the GICS oil & gas exploration & production sub-industry that satisfy the following criteria: (1) have a float-adjusted market capitalization above \$300 million with a float-adjusted liquidity ratio (defined by dollar value traded over the previous 12 months divided by the float-adjusted market capitalization as of the Index rebalancing reference date) above 50%; have a float-adjusted market capitalization above \$500 million with a float-adjusted liquidity ratio above 90%; or have a float-adjusted market capitalization above \$400 million with a float-adjusted liquidity ratio above 150%; and (2) are U.S.-based companies. The market capitalization threshold may be relaxed to ensure that there are at least 22 stocks in the Index as of the rebalancing effective date. Rebalancing is done quarterly. The S&P TMI tracks all U.S. common stocks listed on the New York Stock Exchange (including the NYSE Arca, Inc. and NYSE Amex), the NASDAQ Global Select Market, the NASDAQ Select Market and the NASDAQ Capital Market.

As of December 31, 2020, the Index was comprised of 44 constituents, which had a median total market capitalization of \$3.8 billion, total market capitalizations ranging from \$402.7 million to \$174.3 billion and were concentrated in the energy sector, the GICS sector in which the oil and gas exploration and production industry was included.

The Fund, under normal circumstances, invests at least 80% of its net assets (plus borrowing for investment purposes) in financial instruments, such as swap agreements, securities of the Index, and exchange-traded funds ("ETFs") that track the Index and other financial instruments that provide daily leveraged exposure to the Index or to ETFs that track the Index. The financial instruments in which the Fund most commonly invests are swap agreements and futures contracts which are intended to produce economically leveraged investment results.

The components of the Index and the percentages represented by various sectors in the Index may change over time. The Fund will concentrate its investment in a particular industry or group of industries (*i.e.*, hold 25% or more of its total assets in the stocks of a particular industry or group of industries) to approximately the same extent as the Index is so concentrated.

The Fund may invest in the securities of the Index, a representative sample of the securities in the Index that has aggregate characteristics similar to those of the Index, an ETF that tracks the Index or a substantially similar index, and may utilize derivatives, such as swaps or futures on the Index or on an ETF that tracks the same Index or a substantially similar index, that provide leveraged exposure to the above.

The Fund seeks to remain fully invested at all times, consistent with its stated investment objective, but may not always have investment exposure to all of the securities in the Index, or its weighting of investment exposure to securities or industries may be different from that of the Index. In addition, the Fund may invest in securities or financial instruments not included in the Index.

The Fund will attempt to achieve its investment objective without regard to overall market movement or the increase or decrease of the value of the securities in the Index. At the close of the markets each trading day, Rafferty positions the Fund's portfolio so that its exposure to the Index is consistent with the Fund's investment objective. The impact of the Index's movements during the day will affect whether the Fund's portfolio needs to be re-positioned. For example, if the Index has risen on a given day, net assets of the Fund should rise, meaning that the Fund's exposure will need to be increased. Conversely, if the Index has fallen on a given day, net assets of the Fund should fall, meaning the Fund's exposure will need to be reduced. This re-positioning strategy typically results in high portfolio turnover. On a day-to-day basis, the Fund is expected to hold ETFs and money market funds, deposit accounts with institutions with high quality credit ratings, and/or short-term debt instruments that have terms-to-maturity of less than 397 days and exhibit high quality credit profiles, including U.S. government securities and repurchase agreements.

The terms "daily," "day," and "trading day," refer to the period from the close of the markets on one trading day to the close of the markets on the next trading day. Additionally, the Fund's investment objective is not a fundamental policy and may be changed by the Fund's Board of Trustees without shareholder approval.

Because of daily rebalancing and the compounding of each day's return over time, the return of the Fund for periods longer than a single day will be the result of each day's returns compounded over the period, which will very likely differ from 200% of the return of the Index over the same period. The Fund will lose money if the Index performance is flat over time, and as a result of daily rebalancing, the Index's volatility and the effects of compounding, it is even possible that the Fund will lose money over time while the Index's performance increases over a period longer than a single day.

Principal Investment Risks

An investment in the Fund entails risk. The Fund may not achieve its leveraged investment objective and there is a risk that you could lose all of your money invested in the Fund. The Fund is not a complete investment program. In addition, the Fund presents risks not traditionally associated with other mutual funds and ETFs. It is important that investors closely review all of the risks listed below and understand them before making an investment in the Fund.

Effects of Compounding and Market Volatility Risk - The Fund has a daily leveraged investment objective and the Fund's performance for periods greater than a trading day will be the result of each day's returns compounded over the period, which is very likely to differ from 200% of the

Index's performance, before fees and expenses. Compounding affects all investments, but has a more significant impact on funds that are leveraged and that rebalance daily. For a leveraged Fund, if adverse daily performance of the Index reduces the amount of a shareholder's investment, any further adverse daily performance will lead to a smaller dollar loss because the shareholder's investment had already been reduced by the prior adverse performance. Equally, however, if favorable daily performance of the Index increases the amount of a shareholder's investment, the dollar amount lost due to future adverse performance will increase because the shareholder's investment has increased.

The effect of compounding becomes more pronounced as Index volatility and the holding period increase. The impact of compounding will impact each shareholder differently depending on the period of time an investment in the Fund is held and the volatility of the Index during shareholder's holding period of an investment in the Fund.

The chart below provides examples of how Index volatility could affect the Fund's performance. Fund performance for periods greater than one single day can be estimated given any set of assumptions for the following factors: a) Index volatility; b) Index performance; c) period of time; d) financing rates associated with leveraged exposure; e) other Fund expenses; and f) dividends or interest paid with respect to securities in the Index. The chart below illustrates the impact of two principal factors – Index volatility and Index performance – on Fund performance. The chart shows estimated Fund returns for a number of combinations of Index volatility and Index performance over a one-year period. Performance shown in the chart assumes that: (i) no dividends were paid with respect to the securities included in the Index; (ii) there were no Fund expenses; and (iii) borrowing/lending rates (to obtain leveraged exposure) of 0%. If Fund expenses and/or actual borrowing/lending rates were reflected, the estimated returns would be different than those shown. Particularly during periods of higher Index volatility, compounding will cause results for periods longer than a trading day to vary from 200% of the performance of the Index.

As shown in the chart below, the Fund would be expected to lose 6.1% if the Index provided no return over a one year period during which the Index experienced annualized volatility of 25%. At higher ranges of volatility, there is a chance of a significant loss of value in the Fund, even if the Index's return is flat. **For instance, if the Index's annualized volatility is 100%, the Fund would be expected to lose 63.2% of its value, even if the cumulative Index return for the year was 0%.** Areas shaded red (or dark gray) represent those scenarios where the Fund can be expected to return less than 200% of the performance of the Index and those shaded green (or light gray) represent those scenarios where the Fund can be expected to return more than 200% of the performance of the Index. The Fund's actual returns may be significantly better or worse than the returns shown below as a result of any of the factors discussed above or in "Daily Index Correlation/Tracking Risk" below.

One Year Index	200% One Year Index	Volatility Rate				
		Return	10%	25%	50%	75%
-60%	-120%	-84.2%	-85.0%	-87.5%	-90.9%	-94.1%
-50%	-100%	-75.2%	-76.5%	-80.5%	-85.8%	-90.8%
-40%	-80%	-64.4%	-66.2%	-72.0%	-79.5%	-86.8%
-30%	-60%	-51.5%	-54.0%	-61.8%	-72.1%	-82.0%
-20%	-40%	-36.6%	-39.9%	-50.2%	-63.5%	-76.5%
-10%	-20%	-19.8%	-23.9%	-36.9%	-53.8%	-70.2%
0%	0%	-1.0%	-6.1%	-22.1%	-43.0%	-63.2%
10%	20%	19.8%	13.7%	-5.8%	-31.1%	-55.5%
20%	40%	42.6%	35.3%	12.1%	-18.0%	-47.0%
30%	60%	67.3%	58.8%	31.6%	-3.7%	-37.8%
40%	80%	94.0%	84.1%	52.6%	11.7%	-27.9%
50%	100%	122.8%	111.4%	75.2%	28.2%	-17.2%
60%	120%	153.5%	140.5%	99.4%	45.9%	-5.8%

The Index's annualized historical volatility rate for the five year period ended December 31, 2020 was 45.31%. The Index's highest volatility rate for any one calendar year during the five year period was 75.35% and volatility for a shorter period of time may have been substantially higher. The Index's annualized performance for the five-year period ended December 31, 2020 was -12.14%. Historical Index volatility and performance are not indications of what the Index volatility and performance will be in the future. The volatility of ETFs or instruments that reflect the value of the Index, such as swaps, may differ from the volatility of the Index.

For information regarding the effects of volatility and Index performance on the long-term performance of the Fund, see "Additional Information Regarding Investment Techniques and Policies" in the Fund's statutory prospectus, and "Leverage - Special Note Regarding the Correlation Risks of the Funds" in the Fund's Statement of Additional Information.

Leverage Risk — The Fund obtains investment exposure in excess of its net assets by utilizing leverage and may lose more money in market conditions that are adverse to its investment objective than a fund that does not utilize leverage. An investment in the Fund is exposed to the risk that a decline in the daily performance of the Index will be magnified. This means that an investment in the Fund will be reduced by an amount equal to 2% for every 1% daily decline in the Index, not including the costs of financing leverage and other operating expenses, which would further reduce its value. The Fund could theoretically lose an amount greater than its net assets in the event of an Index decline of more than 50%. Leverage will also have the effect of magnifying any differences in the Fund's correlation with the Index.

Due to the limited availability of necessary investments or financial instruments, the Fund could, among other things, as a defensive measure, limit or suspend creations or redemptions of Creation Units until the Adviser determines that the requisite exposure to the Index is obtainable. During the period that creation or redemptions are affected, the Fund's shares could trade at a significant premium or discount to their net asset value or the bid-ask spread of the Fund's shares could widen significantly. In the case of a period during which creations are suspended, the Fund could experience

significant redemptions, which may cause the Fund to sell portfolio securities at unfavorable prices and increased transaction and other costs and make greater taxable distributions to shareholders of the Fund. The Fund may also change its investment objective by, for example, seeking to track an alternative index, or lowering its leverage multiple or the Fund could close.

Derivatives Risk — Derivatives are financial instruments that derive value from the underlying reference asset or assets, such as stocks, bonds, or funds (including ETFs), interest rates or indexes. The Fund's investments in derivatives may pose risks in addition to, and greater than, those associated with directly investing in securities or other ordinary investments, including risk related to the market, leverage, imperfect daily correlations with underlying investments or the Fund's other portfolio holdings, higher price volatility, lack of availability, counterparty risk, liquidity, valuation and legal restrictions. The use of derivatives is a highly specialized activity that involves investment techniques and risks different from those associated with ordinary portfolio securities transactions. The use of derivatives may result in larger losses or smaller gains than directly investing in securities. When the Fund uses derivatives, there may be imperfect correlation between the value of the reference assets and the derivative, which may prevent the Fund from achieving its investment objective. Because derivatives often require only a limited initial investment, the use of derivatives may expose the Fund to losses in excess of those amounts initially invested.

The Fund may use a combination of swaps on the Index and swaps on an ETF whose investment objective is to track the performance of the same or a substantially similar index to achieve its investment objective. The reference ETF may not closely track the performance of the Index due to fees and other costs borne by the ETF and other factors, such as an ETF's premium or discount. Thus, to the extent that the Fund invests in swaps that use an ETF as a reference asset, the Fund may be subject to greater correlation risk and may not achieve as high a degree of correlation with the Index as it would if the Fund used swaps that utilized the Index as the reference asset. Any financing, borrowing or other costs associated with using derivatives may also reduce the Fund's return.

In addition, the Fund's investments in derivatives are subject to the following risks:

- **Swap Agreements.** Swap agreements are entered into primarily with major global financial institutions for a specified period, which may range from one day to more than one year. The swap agreements in which the Fund invests are generally traded in the over-the-counter market, which generally has less transparency than exchange-traded derivatives instruments. In a standard swap transaction, two parties agree to exchange the return (or differentials in rates of return) earned or realized on particular predetermined reference assets or underlying securities or instruments. The gross return to be exchanged or swapped between the parties is calculated based on a notional amount or the return on or change in value of a particular dollar amount invested in a basket of securities

representing a particular index or an ETF that seeks to track an index.

If the Index has a dramatic move that causes a material decline in the Fund's net assets, the terms of a swap agreement between the Fund and its counterparty may permit the counterparty to immediately close out the swap transaction with the Fund. In that event, the Fund may be unable to enter into another swap agreement or invest in other derivatives to achieve exposure consistent with the Fund's investment objective. This may prevent the Fund from achieving its leveraged investment objective, even if the Index later reverses all or a portion of its movement. This may result in the value of an investment in the Fund changing quickly and without warning.

- **Futures Contracts.** Futures contracts are typically exchange-traded contracts that call for the future delivery of an asset at a certain price and date, or cash settlement of the terms of the contract. There may be an imperfect correlation between the changes in market value of the securities held by the Fund and the prices of futures contracts. There may not be a liquid secondary market for the futures contracts and the Fund may not be able to enter into a closing transaction. Regulations may also limit the number of positions that can be held or controlled by the Fund or the Adviser, thus limiting the ability of the Fund to implement its leveraged investment strategy. Futures markets are highly volatile and the use of futures may increase the Fund's volatility. The value of an investment in the Fund may change quickly and without warning.

Counterparty Risk — A counterparty may be unwilling or unable to make timely payments to meet its contractual obligations or may fail to return holdings that are subject to the agreement with the counterparty. If the counterparty or its affiliate becomes insolvent, bankrupt or defaults on its payment obligations to the Fund, the value of an investment held by the Fund may decline. Additionally, if any collateral posted by the counterparty for the benefit of the Fund is insufficient or there are delays in the Fund's ability to access such collateral, the Fund may not be able to achieve its leveraged investment objective. The Fund may also not be able to exercise remedies, such as the termination of transactions, netting of obligations and realization on collateral if such remedies are stayed or eliminated under special resolutions adopted in the United States, the European Union and various other jurisdictions.

In addition, the Fund may enter into swap agreements with a limited number of counterparties, which may increase the Fund's exposure to counterparty credit risk. Further, there is a risk that no suitable counterparties will be willing to enter into, or continue to enter into, transactions with the Fund and, as a result, the Fund may not be able to achieve its leveraged investment objective or may decide to change its leveraged investment objective.

Rebalancing Risk — If for any reason the Fund is unable to rebalance all or a part of its portfolio, or if all or a portion of the portfolio is rebalanced incorrectly, the Fund's investment exposure may not be consistent with its investment objective. In these instances, the Fund may have investment

exposure to the Index that is significantly greater or significantly less than its stated multiple. The Fund may be more exposed to leverage risk than if it had been properly rebalanced and may not achieve its investment objective, leading to significantly greater losses or reduced gains.

Intra-Day Investment Risk - The Fund seeks leveraged investment results from the close of the market on a given trading day until the close of the market on the subsequent trading day. The exact exposure of an investment in the Fund intraday in the secondary market is a function of the difference between the value of the Index at the market close on the first trading day and the value of the Index at the time of purchase. If the Index gains value, the Fund's net assets will rise by the same amount as the Fund's exposure. Conversely, if the Index declines, the Fund's net assets will decline by the same amount as the Fund's exposure. Thus, an investor that purchases shares intra-day may experience performance that is greater than, or less than, the Fund's stated multiple of the Index.

If there is a significant intra-day market event and/or the securities of the Index experience a significant decrease, the Fund may not meet its investment objective, be able to rebalance its portfolio appropriately, or may experience significant premiums or discounts, or widened bid-ask spreads. Additionally, the Fund may close to purchases and sales of Shares prior to the close of trading on the Exchange and incur significant losses.

Daily Index Correlation/Tracking Risk - There is no guarantee that the Fund will achieve a high degree of correlation to the Index and therefore achieve its daily leveraged investment objective. The Fund's exposure to the Index is impacted by the Index's movement. Because of this, it is unlikely that the Fund will be perfectly exposed to the Index at the end of each day. The possibility of the Fund being materially over- or under-exposed to the Index increases on days when the Index is volatile near the close of the trading day. Market disruptions, regulatory restrictions and high volatility will also adversely affect the Fund's ability to adjust exposure to the required levels.

The Fund may have difficulty achieving its daily leveraged investment objective due to fees, expenses, transaction costs, financing costs related to the use of derivatives, investments in ETFs, directly or indirectly, income items, valuation methodology, accounting standards, regulatory reasons (such as, diversification requirements) and disruptions or illiquidity in the markets for the securities or derivatives held by the Fund. The Fund may be subject to large movements of assets into and out of the Fund, potentially resulting in the Fund being over- or under-exposed to the Index. The Fund may not have investment exposure to all of the securities in the Index or its weighting of investment exposure to the securities may be different from that of the Index. In addition, the Fund may invest in securities that are not included in the Index. The Fund may also invest directly in or use other investment companies, such as ETFs, which may result in increased tracking error for the Fund. Additionally, an ETF's performance may differ from the index it tracks, thus resulting in additional tracking error for the Fund. Activities surrounding periodic Index reconstitutions and other Index rebalancing

events may also hinder the Fund's ability to meet its daily leveraged investment objective. For example, the Fund may take or refrain from taking positions to improve tax efficiency or to comply with various regulatory restrictions, which may negatively impact the Fund's correlation to the Index. Any of these factors could decrease correlation between the performance of the Fund and the Index and may hinder the Fund's ability to meet its daily investment objective.

Oil and Gas Industry Risk - Companies in the oil and gas industries develop and produce crude oil and natural gas and provide drilling and other energy resources production and distribution related services. Stock prices for these types of companies are affected by supply and demand both for their specific product or services and for energy products in general. The price of oil and gas, exploration and production spending, government regulation, world events and economic conditions will affect the performance of these companies. Correspondingly, securities of companies in the energy field are subject to swift price and supply fluctuations caused by events relating to international politics, energy conservation, the success of exploration products and tax and other governmental regulatory policies. Weak demand for the companies' products or services or for energy products and services in general, as well as negative developments in these other areas, may adversely impact a company's performance. Oil and gas exploration and production can be significantly affected by natural disasters or other catastrophes as well as changes in exchange rates, interest rates, and government regulation, expropriation, nationalization, confiscation of assets and property, imposition of restrictions on foreign investments and repatriation of capital, military coups, social or political unrest, technological advances or developments, imposition of import controls, world events and economic conditions. Companies in the oil and gas industry may have significant capital investments in, or engage in transactions involving, emerging market countries which may heighten these risks. Companies that own or operate gas pipelines are subject to certain risks, including pipeline and equipment leaks and ruptures, explosions, fires, unscheduled downtime, transportation interruptions, discharges or releases of toxic or hazardous gases and other environmental risks. These companies may be at risk for environmental damages claims and other types of litigation.

Other Investment Companies (including ETFs) Risk — The Fund may invest directly in another investment company by purchasing shares of the investment company or indirectly by utilizing an investment company as the reference asset of a derivative instrument. By investing in another investment company, including an ETF, the Fund becomes a shareholder of that investment company and as a result, Fund shareholders indirectly bear the Fund's proportionate share of the fees and expenses of the other investment company, in addition to the fees and expenses of the Fund's own operations. As a shareholder, the Fund must rely on the other investment company to achieve its investment objective. The Fund's performance may be magnified positively or negatively by virtue of its investment in other investment companies. If the other investment company fails to achieve its investment objective, the value of the Fund's investment will not perform

as expected, thus affecting the Fund's performance and its correlation with the Index. In addition, because shares of ETFs are listed and traded on national stock exchanges, their shares may trade at a discount or a premium to an ETF's net asset value, and an ETF's market price may be more or less than the value of the index that the ETF tracks especially during periods of market volatility or disruption. Because the Fund transacts and prices its direct or indirect investments in ETFs at market price, the Fund's use of ETFs could have an adverse impact on the Fund's ability to achieve its investment objective. Investments in such shares may be subject to brokerage and other trading costs, which could result in greater expenses to the Fund. Finally, depending on the demand in the market, the Fund may not be able to liquidate its holdings in ETFs at an optimal price or time, which may adversely affect the Fund's performance.

Natural Disaster/Epidemic and Market Disruption Risk – Natural or environmental disasters, such as earthquakes, fires, floods, hurricanes, and tsunamis and widespread disease, including pandemics and epidemics have been and can be highly disruptive to economies and markets and have recently led, and may continue to lead to increased market volatility and significant market losses. Such natural disasters and health crises could exacerbate political, social and economic risks, and result in significant breakdowns, delays, shutdowns, social isolation, and other disruptions to important global, local and regional supply chains. A climate of uncertainty and panic, including the contagion of infectious viruses and diseases, may adversely affect global, regional, and local economies and reduce the availability of potential investment opportunities, and increases the difficulty of performing due diligence and modeling market conditions, potentially reducing the accuracy of financial projections. A widespread crisis would also affect the global economy in ways that cannot necessarily be foreseen. Adverse effects may be more pronounced for developing or emerging market countries that have less established health care systems. How long such events will last and whether they will continue or recur cannot be predicted.

Significant market volatility and market downturns may limit the Fund's ability to sell securities and obtain long exposure to securities, and the Fund's sales and long exposures may exacerbate the market volatility and downturn. Under such circumstances, the Fund may have difficulty achieving its investment objective for one or more trading days, which may adversely impact the Fund's returns on those days and periods inclusive of those days. Alternatively, the Fund may incur higher costs (including swap financing costs) in order to achieve its investment objective and may be forced to purchase and sell securities (including other ETFs' shares) at market prices that do not represent their fair value (including in the case of an ETF, its net asset value) or at times that result in differences between the price the Fund receives for the security or the value of the swap exposure and the market closing price of the security or the market closing value of the swap exposure. Under those circumstances, the Fund's ability to track its Index is likely to be adversely affected, the market price of Fund shares may reflect a greater premium or discount to net asset value and bid-ask spreads in the Fund's shares may widen, resulting

in increased transaction costs for secondary market purchasers and sellers. The Fund may also incur additional tracking error due to the use of futures contracts or other securities that are not perfectly correlated to the Index.

The recent pandemic spread of the novel coronavirus known as COVID-19 has proven to be a market disrupting event. The impact of this virus, like other pandemics that may arise in the future, has negatively affected, and may continue to negatively affect, the economies of many nations, companies, and the global securities and commodities markets, including by reducing liquidity in the markets. It is impossible to predict the full effects, durations and costs of the COVID-19 pandemic.

Market Risk — Turbulence in financial markets and reduced liquidity in equity, credit and fixed income markets may negatively affect many issuers worldwide, which could have an adverse effect on the Fund.

Historically, market cycles have included long term positive and negative periods. Since approximately 2008, the market has largely moved upward and accordingly, the market may be poised for a correction or downturn.

Energy Sector Risk — Companies that engage in energy-related businesses may be cyclical and highly dependent on energy prices. Energy sector securities may be adversely impacted by the following factors, among others: changes in the levels and volatility of global energy prices, global supply and demand, and capital expenditures on the exploration and production of energy sources; exchange rates, interest rates, economic conditions, and tax treatment; and energy conservation efforts, increased competition and technological advances. Companies in this sector may be subject to substantial government regulation and contractual fixed pricing, which may increase the cost of doing business and limit earnings. A significant portion of an energy company's revenue may come from a relatively small number of customers, including governmental entities and utilities. Energy companies may operate or engage in, transactions involving countries with less developed regulatory regimes or a history of expropriation, nationalization or other adverse policies. Energy companies may also be significantly impacted by the supply of, and demand for, specific products, such as oil and natural gas, and services, exploration and production spending, government subsidization, world events and general economic conditions. During the COVID-19 outbreak and disputes among oil-producing countries regarding potential limits on the production of crude oil, the energy sector experienced increased volatility.

Large-Capitalization Company Risk — Large-capitalization companies may be less able to adapt to changing market conditions or to respond quickly to competitive challenges or to changes in business, product, financial, or market conditions and may not be able to maintain growth at rates that may be achieved by well-managed smaller and mid-size companies, which may affect the companies' returns.

Small- and/or Mid-Capitalization Company Risk — Small- and mid-capitalization companies often have narrower markets for their goods and/or services and more limited managerial and financial resources and often have limited

product lines, services, markets, financial resources or are dependent on a small management group. Because these stocks are not well-known to the investing public, do not have significant institutional ownership and are followed by relatively few security analysts, there will normally be less publicly available information concerning these securities compared to what is available for the securities of larger companies. Adverse publicity and investor perceptions, whether or not based on fundamental analysis, can decrease the value and liquidity of securities held by the Fund resulting in more volatile performance. These companies may face greater risk of business failure, which could increase the volatility of the Fund's portfolio.

Index Strategy Risk — The Fund is linked to an Index maintained by a third party provider unaffiliated with the Fund. Securities held by the Fund will generally not be bought or sold in response to market fluctuations and may be concentrated in a particular industry if the Index is so concentrated. The Fund will generally not sell a security because its issuer is in financial trouble or its value has declined, unless that holding is removed or is anticipated to be removed from the Index.

The Index relies on various sources of information to assess the securities included in the Index, including information that may be based on assumptions or estimates and there is no guarantee that the methodology utilized by the Index Provider will result in the Index achieving positive returns. There is no assurance that the Index Provider's calculation methodology or sources of information will provide an accurate assessment of the Index's securities. The Index may also underperform other asset classes or similar indices. Errors in Index data, Index computations or the construction of the Index in accordance with its methodology may occur from time to time and may not be identified and corrected by the Index Provider for a period of time or at all, which may have an adverse impact on the Fund and its shareholders.

The Fund's daily performance may deviate from a multiple of the daily return of the Index due to legal restrictions or limitations, certain listing standards of the Fund's Exchange, a lack of liquidity of the securities in the Index, potential adverse tax consequences or other regulatory reasons (diversification requirements).

Liquidity Risk — Some securities held by the Fund, including derivatives, may be difficult to sell or be illiquid, particularly during times of market turmoil. Markets for securities or financial instruments could be disrupted by a number of events, including, but not limited to, an economic crisis, natural disasters, epidemics/pandemics, new legislation or regulatory changes inside or outside the United States. Illiquid securities may be difficult to value, especially in changing or volatile markets. If the Fund is forced to sell an illiquid security at an unfavorable time or price, the Fund may be adversely impacted. Certain market conditions or restrictions, such as market rules related to short sales, may prevent the Fund from limiting its losses, realizing gains or achieving a high correlation with its Index. There is no assurance that a security that is deemed liquid when purchased will continue to be liquid. Market illiquidity may cause losses for the Fund. To the extent that the Index value increases or decreases

significantly, the Fund may be one of many market participants that are attempting to transact in the securities of the Index. Under such circumstances, the market for securities of the Index may lack sufficient liquidity for all market participants' trades. Therefore, the Fund may have more difficulty transacting in the securities or financial instruments and the Fund's transactions could exacerbate the price changes of the securities of the Index and may impact the ability of the Fund to achieve its investment objective.

Early Close/Trading Halt Risk — An exchange or market may close or issue trading halts on specific securities, or the ability to buy or sell certain portfolio securities or financial instruments may be restricted, which may result in the Fund being unable to buy or sell certain securities or financial instruments. In such circumstances, the Fund may be unable to rebalance its portfolio, may be unable to accurately price its investments, may incur significant tracking differences with its Index, may incur substantial losses and may limit or stop purchases of the Fund. If there is a significant intra-day market event and/or the securities of the Index experience a significant increase or decrease, the Fund may not meet its investment objective or rebalance its portfolio appropriately. Additionally, the Fund may close to purchases and sales of Shares prior to the close of regular trading on the NYSE Arca, Inc. and incur significant losses.

Equity Securities Risk — Investments in, and/or exposure to, publicly issued equity securities, including common stocks, are subject to market risks that may cause their prices to fluctuate over time. Fluctuations in the value of equity securities in which the Fund invests will cause the net asset value of the Fund to fluctuate.

High Portfolio Turnover Risk - Daily rebalancing of the Fund's holdings pursuant to its daily investment objective causes a much greater number of portfolio transactions when compared to most ETFs. Additionally, active market trading of the Fund's Shares on such exchanges as the NYSE Arca, Inc., could cause more frequent creation and redemption activities, which could increase the number of portfolio transactions. Frequent and active trading may lead to higher transaction costs because of increased broker commissions resulting from such transactions. In addition, there is the possibility of significantly increased short-term capital gains (which will be taxable to shareholders as ordinary income when distributed to them). The Fund calculates portfolio turnover without including the short-term cash instruments or derivative transactions that comprise the majority of the Fund's trading. As such, if the Fund's extensive use of derivative instruments were reflected, the calculated portfolio turnover rate would be significantly higher.

Non-Diversification Risk — The Fund is non-diversified, which means it invests a high percentage of its assets in a limited number of securities. Its net asset value and total return may fluctuate more or fall greater in times of weaker markets than a diversified fund.

Securities Lending Risk — Securities lending involves the risk that the Fund may lose money because the borrower of the loaned securities fails to return the securities in a timely manner or at all. The Fund could also lose money

in the event of a decline in the value of collateral provided for loaned securities, a decline in the value of any investments made with cash collateral, or a “gap” between the return on cash collateral reinvestments and any fees the Fund has agreed to pay a borrower. These events could also trigger adverse tax consequences for the Fund.

Special Risks of Exchange-Traded Funds

Authorized Participants Concentration Risk. The Fund may have a limited number of financial institutions that may act as Authorized Participants. To the extent that those Authorized Participants exit the business or are unable to process creation and/or redemption orders, Shares may trade at larger bid-ask spreads and/or premiums or discounts to net asset value. Authorized Participant concentration risk may be heightened for a fund that invests in non-U.S. securities or other securities or instruments that have lower trading volumes.

Market Price Variance Risk. Fund Shares are listed for trading on NYSE Arca and can be bought and sold in the secondary market at market prices rather than at net asset value. The market prices of Shares will fluctuate in response to changes in the value of the Fund’s holdings and supply and demand for Shares. Shareholders that purchase or sell Shares on the secondary market may trade Shares at a price greater than net asset value (a premium) or less than net asset value (a discount). There may be times when the market price and the net asset value vary significantly. The Fund’s investment results are measured based upon the daily net asset value of the Fund over a period of time. Investors purchasing and selling Shares in the secondary market may not experience the same investment results as experienced by those creating and redeeming Shares at net asset value. There is no guarantee that an active secondary market will develop for Shares. To the extent that exchange specialists, market makers, Authorized Participants, or other participants are unavailable or unable to trade the Fund’s Shares and/or create or redeem Creation Units, market disruptions or significant market volatility, bid-ask spreads and premiums or discounts may widen.

Fund Shares Trading Risk/Bid-Ask Spread Risk. Investments in Fund shares are subject to risks as a result of their trading in the secondary market. For example, investors transacting in the secondary market may incur costs as a result of there being a (potentially significant) spread (or difference) between the price that purchasers are willing to pay for shares (the bid) and the price at which sellers are willing to sell shares (the ask). This spread, which is known as a bid-ask spread, will vary based on, among other things, market demand for shares, the liquidity of the Fund portfolio and other factors. In addition, like other securities that are listed on an exchange, Fund shares can be sold short. Accordingly, their price can be volatile and they can be subject to pressure from short sales. Further, trading in all listed securities, including Fund shares, can be halted, including due to market volatility triggering “circuit breaker” rules.

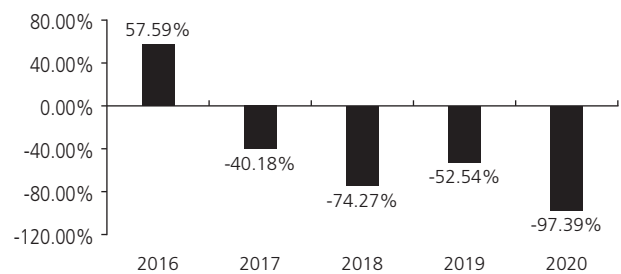
Fund Performance

The following performance information provides some indication of the risks of investing in the Fund by

demonstrating how its returns have varied from calendar year to calendar year. The bar chart shows changes in the Fund’s performance from calendar year to calendar year. The table shows how the Fund’s average annual returns for the one-year, five-year, and since inception periods compare with those of one or more broad-based market indexes for the same periods. The Fund’s past performance, before and after taxes, is not necessarily an indication of how the Fund will perform in the future. Updated performance is available on the Fund’s website at www.direxion.com/etfs?producttab=performance or by calling the Fund toll-free at (866) 476-7523.

The performance noted below, and prior to April 1, 2020, reflects the Fund’s previous daily leveraged investment objective, before fees and expenses, of 300% of the Index.

Total Return for the Calendar Years Ended December 31



During the period of time shown in the bar chart, the Fund’s highest calendar quarter return was 117.86% for the quarter ended June 30, 2020 and its lowest calendar quarter return was -98.93% for the quarter ended March 31, 2020. The year-to-date return as of December 31, 2020 was -97.39%.

Average Annual Total Returns (for the periods ended December 31, 2020)

	1 Year	5 Years	Since Inception 5/28/2015
Return Before Taxes	-97.39%	-68.71%	-74.32%
Return After Taxes on Distributions	-97.39%	-68.80%	-74.39%
Return After Taxes on Distributions and Sale of Fund Shares	-57.65%	-24.37%	-22.54%
S&P Oil & Gas Exploration & Production Select Industry Index (reflects no deduction for fees, expenses or taxes)	-36.58%	-12.14%	-18.33%
S&P 500® Index (reflects no deduction for fees, expenses or taxes)	18.40%	15.22%	12.97%

After-tax returns are calculated using the historically highest individual federal marginal income tax rates and do not reflect the impact of state and local taxes. Actual after-tax returns depend on an investor’s tax situation and may differ from those shown, and after-tax returns are not relevant to investors who hold their Fund shares through tax-deferred arrangements, such as 401(k) plans or individual retirement accounts. In addition, the "Return After Taxes on Distributions and Sale of Fund Shares" is higher because the calculation recognizes a capital loss upon the redemption of Fund shares

and assumes the investor received the benefit of a tax deduction.

Annual returns are required to be shown and should not be interpreted as suggesting that the Fund should or should not be held for long periods of time.

Management

Investment Adviser. Rafferty Asset Management, LLC is the Fund's investment adviser.

Portfolio Managers. The following members of Rafferty's investment team are jointly and primarily responsible for the day-to-day management of the Fund:

Portfolio Managers	Years of Service with the Fund	Primary Title
Paul Brigandi	Since Inception in May 2015	Portfolio Manager
Tony Ng	Since September 2015	Portfolio Manager

Purchase and Sale of Fund Shares

The Fund's individual shares may only be purchased or sold in the secondary market through a broker-dealer or other financial intermediaries at market price rather than at net asset value. The market price of Shares will fluctuate in response to changes in the value of the Fund's holdings and supply and demand for the Shares, which may result in shareholders purchasing or selling the Shares on the secondary market at a market price that is greater than net asset value (a premium) or less than net asset value (a discount). A shareholder may incur costs attributable to the difference between the highest price a buyer is willing to pay for the Fund's Shares (bid) and the lowest price a seller is willing to accept for the Fund's Shares (ask) when buying or selling Shares on the secondary market (the "bid-ask spread") in addition to brokerage commissions. The bid-ask spread may vary over time for Shares based on trading volume and market liquidity. Recent information regarding the Fund Shares such as net asset value, market price, premiums and discounts and bid-ask spreads and related other information is available on the Fund's website, www.direxion.com/etfs?producttab=performance.

The Fund's shares are not individually redeemable by the Fund. The Fund will issue and redeem Shares only to Authorized Participants in exchange for cash or a deposit or delivery of a basket of assets (securities and/or cash) in large blocks, known as creation units, each of which is comprised of 50,000 Shares.

If a market disruption or similar event occurs, making it not reasonably practicable for the Fund to dispose of its securities or to determine its net asset value, the Fund could seek to limit or suspend purchases of creation units. Under

such circumstances, the Fund's shares could trade at a significant premium or discount to their net asset value or wide bid-ask spreads and the Fund could experience substantial redemptions, which may cause the Fund to sell portfolio holdings, experience increased transaction costs and make greater taxable distributions. The Fund may seek to change its investment objective by, for example, seeking to track an alternative index or changing its leverage multiplier. The Fund could liquidate all, or a portion of, its assets, which may be at unfavorable prices or the Fund may close.

Tax Information

The Fund intends to make distributions that may be taxed as ordinary income or long-term capital gains. Those distributions will be subject to federal income tax and may also be subject to state and local taxes, unless you are investing through a tax-deferred arrangement, such as a 401(k) plan or an individual retirement account. Distributions or investments made through tax-deferred arrangements may be taxed later upon withdrawal. Distributions by the Fund may be significantly higher than those of most other ETFs.

Payments to Broker-Dealers and Other Financial Intermediaries

If you purchase shares of the Fund through a broker-dealer or other financial intermediary (such as a bank or financial advisor), the Fund and/or its Adviser may pay the intermediary for the sale of Fund shares and related services. These payments may create a conflict of interest by influencing the broker-dealer or other financial intermediary and your salesperson to recommend the Fund over another investment. Ask your salesperson or visit your financial intermediary's website for more information.

Index Information

The "S&P Oil & Gas Exploration & Production Select Industry Index" is a product of S&P Dow Jones Indices LLC ("SPDJI"), and has been licensed for use by Rafferty. Standard & Poor's® and S&P® are registered trademarks of Standard & Poor's Financial Services LLC ("S&P"); Dow Jones® is a registered trademark of Dow Jones Trademark Holdings LLC ("Dow Jones"); and these trademarks have been licensed for use by SPDJI and sublicensed for certain purposes by Rafferty. Rafferty's ETFs are not sponsored, endorsed, sold or promoted by SPDJI, Dow Jones, S&P, or their respective affiliates and none of such parties make any representation regarding the advisability of investing in such product(s) nor do they have any liability for any errors, omissions, or interruptions of the S&P Oil & Gas Exploration & Production Select Industry Index.

Direxion Daily S&P Oil & Gas Exp. & Prod. Bear 2X Shares

Important Information Regarding the Fund

The Direxion Daily S&P Oil & Gas Exp. & Prod. Bear 2X Shares (formerly, the Direxion Daily S&P Oil & Gas Exp. & Prod. Bear 3X Shares) (the "Fund") seeks **daily inverse leveraged** investment results and is very different from most other exchange-traded funds. As a result, the Fund may be riskier than alternatives that do not use leverage because the Fund's objective is to magnify the daily inverse performance of the S&P Oil & Gas Exploration & Production Select Industry Index (the "Index"). The return for investors that invest for periods longer or shorter than a trading day should not be expected to be -200% of the performance of the Index for the period. The return of the Fund for a period longer than a trading day will be the result of each trading day's compounded return over the period, which will very likely differ from -200% of the return of the Index for that period. Longer holding periods, higher volatility of the Index and leverage increase the impact of compounding on an investor's returns. During periods of higher Index volatility, the volatility of the Index may affect the Fund's return as much as, or more than, the return of the Index.

The Fund is not suitable for all investors. The Fund is designed to be utilized only by knowledgeable investors who understand the potential consequences of seeking daily inverse leveraged (-2X) investment results, understand the risks associated with the use of leverage and shorting and are willing to monitor their portfolios frequently. The Fund is not intended to be used by, and is not appropriate for, investors who do not intend to actively monitor and manage their portfolios. For periods longer than a single day, the Fund will lose money if the Index's performance is flat, and it is possible that the Fund will lose money even if the Index's performance decreases over a period longer than a single day. An investor could lose the full principal value of his/her investment within a single day if the Fund's Index gains more than 50% in one day.

Investment Objective

The Fund seeks daily investment results, before fees and expenses, of 200% of the **inverse (or opposite)** of the daily performance of the Index. **The Fund does not seek to achieve its stated investment objective for a period of time different than a trading day.**

Fees and Expenses of the Fund

This table describes the fees and expenses that you may pay if you buy, hold, and sell shares of the Fund ("Shares"). You may pay other fees, such as brokerage commissions and other fees to financial intermediaries, which are not reflected in the table and example below.

Annual Fund Operating Expenses (expenses that you pay each year as a percentage of the value of your investment)

Management Fees	0.75%
Distribution and/or Service (12b-1) Fees	0.00%
Other Expenses of the Fund	0.26%
Acquired Fund Fees and Expenses ⁽¹⁾	<u>0.11%</u>
Total Annual Fund Operating Expenses	1.12%
Expense Cap/Reimbursement ⁽²⁾	<u>-0.06%</u>
Total Annual Fund Operating Expenses After Expense Cap/Reimbursement	<u>1.06%</u>

⁽¹⁾ "Acquired Fund Fees and Expenses" include fees and expenses incurred indirectly by the Fund as a result of investments in other investment companies, including investments in money market funds. Because Acquired Fund Fees and Expenses are not borne directly by the Fund, they will not be reflected in the expense information in the Fund's financial statements and the information presented in the table will differ from that presented in the Fund's financial highlights included in the Fund's reports to shareholders.

⁽²⁾ Rafferty Asset Management, LLC ("Rafferty" or the "Adviser") has entered into an Operating Expense Limitation Agreement with the Fund. Under the Operating Expense Limitation Agreement, Rafferty has contractually agreed to waive all or a portion of its management fee and/or reimburse the Fund for Other Expenses through September 1, 2022, to the extent that the Fund's Total Annual Fund Operating Expenses exceed 0.95% of the Fund's average daily net assets (excluding, as applicable, among other expenses, taxes, swap financing and related costs, acquired fund fees and expenses, dividends or interest on short positions, other interest expenses, brokerage commissions and extraordinary expenses).

Any expense waiver or reimbursement is subject to recoupment by the Adviser within the three years after the expense was waived/reimbursed only if Total Annual Fund Operating Expenses fall below the lesser of this percentage limitation and any percentage limitation in place at the time the expense was waived/reimbursed.

Example - This example is intended to help you compare the cost of investing in the Fund with the cost of investing in other mutual funds. The example assumes that you invest \$10,000 in the Fund for the time periods indicated and then redeem all of your shares at the end of those periods. The example also assumes that your investment has a 5% return each year and that the Fund's operating expenses remain the same. Although your actual costs may be higher or lower, based on these assumptions your costs would be:

1 Year	3 Years	5 Years	10 Years
\$108	\$350	\$611	\$1,358

Portfolio Turnover

The Fund pays transaction costs, such as commissions, when it buys and sells securities (or "turns over" its portfolio). A higher portfolio turnover rate may indicate higher transaction costs and may result in higher taxes when Fund shares are held in a taxable account. These costs, which are not reflected in Annual Fund Operating Expenses or in the example, affect the Fund's performance. During the most recent fiscal year, the Fund's portfolio turnover rate was 0% of the average value of its portfolio. However, this portfolio turnover rate is calculated without regard to cash instruments or derivative transactions. If the Fund's extensive use of derivatives was reflected, the Fund's portfolio turnover rate would be significantly higher.

Principal Investment Strategy

The Index is provided by Standard & Poor's (the "Index Provider") and includes domestic companies from the oil and gas exploration and production sub-industry. The Index is designed to measure the performance of a sub-industry or group of sub-industries determined based on the Global Industry Classification Standards ("GICS"). Companies in the Index are classified using the GICS classifications which are determined primarily based on a company's revenues, however, earnings and market perception are also considered by GICS. The Index consists of constituents of the S&P Total Market Index ("S&P TMI") that belong to the GICS oil & gas exploration & production sub-industry that satisfy the following criteria: (1) have a float-adjusted market capitalization above \$300 million with a float-adjusted liquidity ratio (defined by dollar value traded over the previous 12 months divided by the float-adjusted market capitalization as of the Index rebalancing reference date) above 50%; have a float-adjusted market capitalization above \$500 million with a float-adjusted liquidity ratio above 90%; or have a float-adjusted market capitalization above \$400 million with a float-adjusted liquidity ratio above 150%; and (2) are U.S.-based companies. The market capitalization threshold may be relaxed to ensure that there are at least 22 stocks in the Index as of the rebalancing effective date. Rebalancing is done quarterly. The S&P TMI tracks all U.S. common stocks listed on the New York Stock Exchange (including the NYSE Arca, Inc. and NYSE Amex), the NASDAQ Global Select Market, the NASDAQ Select Market and the NASDAQ Capital Market.

As of December 31, 2020, the Index was comprised of 44 constituents, which had a median total market capitalization of \$3.8 billion, total market capitalizations ranging from \$402.7 million to \$174.3 billion and were concentrated in the energy sector, the GICS sector in which the oil and gas exploration and production industry was included.

The Fund, under normal circumstances, invests in swap agreements, futures contracts, short positions or other financial instruments that, in combination, provide inverse (opposite) or short leveraged exposure to the Index equal to at least 80% of the Fund's net assets (plus borrowing for investment purposes).

The components of the Index and the percentages represented by various sectors in the Index may change over time. The Fund will concentrate its investment in a particular industry or group of industries (*i.e.*, hold 25% or more of its total assets in investments that provide inverse leveraged exposure to a particular industry or group of industries) to approximately the same extent as the Index is so concentrated.

The Fund may gain inverse leveraged exposure by investing in a combination of financial instruments, such as swaps or futures contracts that provide short exposure to the Index, to a representative sample of the securities in the Index that has aggregate characteristics similar to those of the Index or to an ETF that tracks the same Index or a substantially similar index, or the Fund may short securities of the Index, or short an ETF that tracks the same Index or a substantially similar index. The Fund invests in derivatives as a substitute for directly shorting securities in order to gain inverse leveraged exposure to the Index or its components. When

the Fund shorts securities, including the securities of another investment company, it borrows shares of that security or investment company, which it then sells. The Fund closes out a short sale by purchasing the security that it has sold short and returning that security to the entity that lent the security. On a day-to-day basis, the Fund is expected to hold money market funds, deposit accounts with institutions with high quality credit ratings, and/or short-term debt instruments that have terms-to-maturity of less than 397 days and exhibit high quality credit profiles, including U.S. government securities and repurchase agreements.

The Fund seeks to remain fully invested at all times consistent with its stated inverse leveraged investment objective, but may not always have inverse exposure to all of the securities in the Index, or its weighting of inverse exposure to securities or industries may be different from that of the Index. In addition, the Fund may have inverse exposure to securities, ETFs or financial instruments not included in the Index.

The Fund will attempt to achieve its investment objective without regard to overall market movement or the increase or decrease of the value of the securities in the Index. At the close of the markets each trading day, Rafferty positions the Fund's portfolio so that its exposure to the Index is consistent with the Fund's inverse leveraged investment objective. For example, if the Index has fallen on a given day, net assets of the Fund should rise, meaning that the Fund's exposure will need to be increased. Conversely, if the Index has risen on a given day, net assets of the Fund should fall, meaning the Fund's exposure will need to be reduced and that a shareholder should lose money, a result that is the opposite of traditional index tracking ETFs. This re-positioning strategy may result in high portfolio turnover. The terms "daily," "day," and "trading day," refer to the period from the close of the markets on one trading day to the close of the markets on the next trading day.

The Fund is "non-diversified," meaning that a relatively high percentage of its assets may be invested in a limited number of issuers of securities. Additionally, the Fund's investment objective is not a fundamental policy and may be changed by the Fund's Board of Trustees without shareholder approval.

Because of daily rebalancing and the compounding of each day's return over time, the return of the Fund for periods longer than a single day will be the result of each day's returns compounded over the period, which will very likely differ from -200% of the return of the Index over the same period. The Fund will lose money if the Index performance is flat over time, and as a result of daily rebalancing, the Index's volatility and the effects of compounding, it is even possible that the Fund will lose money over time while the Index's performance decreases over a period longer than a single day.

Principal Investment Risks

An investment in the Fund entails risk. The Fund may not achieve its inverse leveraged investment objective and there is a risk that you could lose all of your money invested in the Fund. The Fund is not a complete investment program. In addition, the Fund presents risks not traditionally associated with other mutual funds and ETFs. It is important that investors

closely review all of the risks listed below and understand them before making an investment in the Fund.

Effects of Compounding and Market Volatility Risk - The Fund has a daily leveraged investment objective and the Fund's performance for periods greater than a trading day will be the result of each day's returns compounded over the period, which is very likely to differ from -200% of the Index's performance, before fees and expenses. Compounding affects all investments, but has a more significant impact on funds that are inverse leveraged and that rebalance daily. For an inverse leveraged Fund, if adverse daily performance of the Index reduces the amount of a shareholder's investment, any further adverse daily performance will lead to a smaller dollar loss because the shareholder's investment had already been reduced by the prior adverse performance. Equally, however, if favorable daily performance of the Index increases the amount of a shareholder's investment, the dollar amount lost due to future adverse performance will increase because the shareholder's investment has increased.

The effect of compounding becomes more pronounced as Index volatility and the holding period increase. The impact of compounding will impact each shareholder differently depending on the period of time an investment in the Fund is held and the volatility of the Index during shareholder's holding period of an investment in the Fund.

The chart below provides examples of how Index volatility could affect the Fund's performance. Fund performance for periods greater than one single day can be estimated given any set of assumptions for the following factors: a) Index volatility; b) Index performance; c) period of time; d) financing rates associated with inverse leveraged exposure; e) other Fund expenses; and f) dividends or interest paid with respect to securities in the Index. The chart below illustrates the impact of two principal factors – Index volatility and Index performance – on Fund performance. The chart shows estimated Fund returns for a number of combinations of Index volatility and Index performance over a one-year period. Performance shown in the chart assumes that: (i) no dividends were paid with respect to the securities included in the Index; (ii) there were no Fund expenses; and (iii) borrowing/lending rates (to obtain inverse leveraged exposure) of 0%. If Fund expenses and/or actual borrowing/lending rates were reflected, the estimated returns would be different than those shown. Particularly during periods of higher Index volatility, compounding will cause results for periods longer than a trading day to vary from -200% of the performance of the Index.

As shown in the chart below, the Fund would be expected to lose 17.1% if the Index provided no return over a one year period during which the Index experienced annualized volatility of 25%. At higher ranges of volatility, there is a chance of a significant loss of value in the Fund, even if the Index's return is flat. **For instance, if the Index's annualized volatility is 100%, the Fund would be expected to lose 95% of its value, even if the cumulative Index return for the year was 0%.** Areas shaded red (or dark gray) represent those scenarios where the Fund can be expected to return less than -200% of the performance of the Index and those shaded green (or light gray) represent those scenarios where

the Fund can be expected to return more than -200% of the performance of the Index. The Fund's actual returns may be significantly better or worse than the returns shown below as a result of any of the factors discussed above or in "Daily Inverse Index Correlation/Tracking Risk" below.

One Year Index Return	-200% One Year Index Return	Volatility Rate				
		10%	25%	50%	75%	100%
-60%	120%	506.5%	418.1%	195.2%	15.6%	-68.9%
-50%	100%	288.2%	231.6%	88.9%	-26.0%	-80.1%
-40%	80%	169.6%	130.3%	31.2%	-48.6%	-86.2%
-30%	60%	98.1%	69.2%	-3.6%	-62.2%	-89.8%
-20%	40%	51.6%	29.5%	-26.2%	-71.1%	-92.2%
-10%	20%	19.8%	2.3%	-41.7%	-77.2%	-93.9%
0%	0%	-3.0%	-17.1%	-52.8%	-81.5%	-95.0%
10%	-20%	-19.8%	-31.5%	-61.0%	-84.7%	-95.9%
20%	-40%	-32.6%	-42.4%	-67.2%	-87.2%	-96.5%
30%	-60%	-42.6%	-50.9%	-72.0%	-89.1%	-97.1%
40%	-80%	-50.5%	-57.7%	-75.9%	-90.6%	-97.5%
50%	-100%	-56.9%	-63.2%	-79.0%	-91.8%	-97.8%
60%	-120%	-62.1%	-67.6%	-81.5%	-92.8%	-98.1%

The Index's annualized historical volatility rate for the five year period ended December 31, 2020 was 45.31%. The Index's highest volatility rate for any one calendar year during the five year period was 75.35% and volatility for a shorter period of time may have been substantially higher. The Index's annualized performance for the five-year period ended December 31, 2020 was -12.14%. Historical Index volatility and performance are not indications of what the Index volatility and performance will be in the future. The volatility of ETFs or instruments that reflect the value of the Index, such as swaps, may differ from the volatility of the Index.

For information regarding the effects of volatility and Index performance on the long-term performance of the Fund, see "Additional Information Regarding Investment Techniques and Policies" in the Fund's statutory prospectus, and "Leverage - Special Note Regarding the Correlation Risks of the Funds" in the Fund's Statement of Additional Information.

Leverage Risk — The Fund obtains investment exposure in excess of its net assets by utilizing leverage and may lose more money in market conditions that are adverse to its investment objective than a fund that does not utilize leverage. An investment in the Fund is exposed to the risk that a rise in the daily performance of the Index will be magnified. This means that an investment in the Fund will be reduced by an amount equal to 2% for every 1% daily rise in the Index, not including the costs of financing leverage and other operating expenses, which would further reduce its value. The Fund could theoretically lose an amount greater than its net assets in the event of an Index rise of more than 50%. Leverage will also have the effect of magnifying any differences in the Fund's correlation with the Index.

Due to the limited availability of necessary investments or financial instruments, the Fund could, among other things, as a defensive measure, limit or suspend creations or redemptions of Creation Units until the Adviser determines that the requisite exposure to the Index is obtainable. During the period that creation or redemptions are affected, the

Fund's shares could trade at a significant premium or discount to their net asset value or the bid-ask spread of the Fund's shares could widen significantly. In the case of a period during which creations are suspended, the Fund could experience significant redemptions, which may cause the Fund to sell portfolio securities at unfavorable prices and increased transaction and other costs and make greater taxable distributions to shareholders of the Fund. The Fund may also change its investment objective by, for example, seeking to track an alternative index, or lowering its leverage multiple or the Fund could close.

Derivatives Risk — Derivatives are financial instruments that derive value from the underlying reference asset or assets, such as stocks, bonds, or funds (including ETFs), interest rates or indexes. The Fund's investments in derivatives may pose risks in addition to, and greater than, those associated with directly shorting securities or other ordinary investments, including risk related to the market, leverage, imperfect daily correlations with underlying investments or the Fund's other portfolio holdings, higher price volatility, lack of availability, counterparty risk, liquidity, valuation and legal restrictions. The use of derivatives is a highly specialized activity that involves investment techniques and risks different from those associated with ordinary portfolio securities transactions. The use of derivatives may result in larger losses or smaller gains than directly shorting securities. When the Fund uses derivatives, there may be imperfect correlation between the value of the reference assets and the derivative, which may prevent the Fund from achieving its investment objective. Because derivatives often require only a limited initial investment, the use of derivatives may expose the Fund to losses in excess of those amounts initially invested.

The Fund may use a combination of swaps on the Index and swaps on an ETF whose investment objective is to track the performance of the same or a substantially similar index to achieve its investment objective. The reference ETF may not closely track the performance of the Index due to fees and other costs borne by the ETF and other factors, such as an ETF's premium or discount. Thus, to the extent that the Fund invests in swaps that use an ETF as a reference asset, the Fund may be subject to greater correlation risk and may not achieve as high a degree of inverse correlation with the Index as it would if the Fund used swaps that utilized the Index as the reference asset. Any financing, borrowing or other costs associated with using derivatives may also reduce the Fund's return.

In addition, the Fund's investments in derivatives are subject to the following risks:

- **Swap Agreements.** Swap agreements are entered into primarily with major global financial institutions for a specified period, which may range from one day to more than one year. The swap agreements in which the Fund invests are generally traded in the over-the-counter market, which generally has less transparency than exchange-traded derivatives instruments. In a standard swap transaction, two parties agree to exchange the return (or differentials in rates of return) earned or realized on particular predetermined reference assets or underlying securities or instruments. The gross return to be exchanged or

swapped between the parties is calculated based on a notional amount or the return on or change in value of a particular dollar amount invested in a basket of securities representing a particular index or an ETF that seeks to track an index.

If the Index has a dramatic move that causes a material decline in the Fund's net assets, the terms of a swap agreement between the Fund and its counterparty may permit the counterparty to immediately close out the swap transaction with the Fund. In that event, the Fund may be unable to enter into another swap agreement or invest in other derivatives to achieve exposure consistent with the Fund's investment objective. This may prevent the Fund from achieving its inverse leveraged investment objective, even if the Index later reverses all or a portion of its movement. This may result in the value of an investment in the Fund changing quickly and without warning.

- **Futures Contracts.** Futures contracts are typically exchange-traded contracts that call for the future delivery of an asset at a certain price and date, or cash settlement of the terms of the contract. There may be an imperfect correlation between the changes in market value of the securities held by the Fund and the prices of futures contracts. There may not be a liquid secondary market for the futures contracts and the Fund may not be able to enter into a closing transaction. Regulations may also limit the number of positions that can be held or controlled by the Fund or the Adviser, thus limiting the ability of the Fund to implement its inverse leveraged investment strategy. Futures markets are highly volatile and the use of futures may increase the Fund's volatility. The value of an investment in the Fund may change quickly and without warning.

Counterparty Risk — A counterparty may be unwilling or unable to make timely payments to meet its contractual obligations or may fail to return holdings that are subject to the agreement with the counterparty. If the counterparty or its affiliate becomes insolvent, bankrupt or defaults on its payment obligations to the Fund, the value of an investment held by the Fund may decline. Additionally, if any collateral posted by the counterparty for the benefit of the Fund is insufficient or there are delays in the Fund's ability to access such collateral, the Fund may not be able to achieve its inverse leveraged investment objective. The Fund may also not be able to exercise remedies, such as the termination of transactions, netting of obligations and realization on collateral if such remedies are stayed or eliminated under special resolutions adopted in the United States, the European Union and various other jurisdictions.

In addition, the Fund may enter into swap agreements with a limited number of counterparties, which may increase the Fund's exposure to counterparty credit risk. Further, there is a risk that no suitable counterparties will be willing to enter into, or continue to enter into, transactions with the Fund and, as a result, the Fund may not be able to achieve its inverse leveraged investment objective or may decide to change its inverse leveraged investment objective.

Rebalancing Risk — If for any reason the Fund is unable to rebalance all or a part of its portfolio, or if all or a portion of the portfolio is rebalanced incorrectly, the Fund's investment exposure may not be consistent with its investment objective. In these instances, the Fund may have investment exposure to the Index that is significantly greater or significantly less than its stated multiple. The Fund may be more exposed to leverage risk than if it had been properly rebalanced and may not achieve its investment objective, leading to significantly greater losses or reduced gains.

Shorting Risk – A short position is a financial arrangement in which the short position appreciates in value when a reference asset falls in value and depreciates in value when the reference asset rises in value. Over the long term, most assets are expected to rise in value and short positions are expected to depreciate in value. Short positions therefore may be riskier and more speculative than traditional investments.

Obtaining inverse or “short” exposure through the use of derivatives such as swap agreements or futures contracts may expose the Fund to certain risks such as an increase in volatility or decrease in the liquidity of the securities of the underlying short position. If the Fund were to experience this volatility or decreased liquidity, the Fund's return may be lower, the Fund's ability to obtain inverse exposure through the use of derivatives may be limited or the Fund may be required to obtain inverse exposure through alternative investment strategies that may be less desirable or more costly to implement. If the securities underlying the short positions are thinly traded or have a limited market due to various factors, including regulatory action, the Fund may be unable to meet its investment objective due to a lack of available securities or counterparties. The Fund may not be able to issue additional Creation Units during period when it cannot meet its investment objective due to these factors. Any income, dividends or payments by the assets underlying the Fund's short positions will negatively impact the Fund.

Cash Transaction Risk - Unlike most ETFs, the Fund currently intends to effect creations and redemptions principally for cash, rather than principally for in-kind securities, because of the nature of the financial instruments held by the Fund. As a result, the Fund is not expected to be tax efficient and will incur brokerage costs related to buying and selling securities to achieve its investment objective thus incurring additional expenses than other funds that primarily effect creations and redemptions in kind.

Intra-Day Investment Risk - The Fund seeks leveraged investment results from the close of the market on a given trading day until the close of the market on the subsequent trading day. The exact exposure of an investment in the Fund intraday in the secondary market is a function of the difference between the value of the Index at the market close on the first trading day and the value of the Index at the time of purchase. If the Index loses value, the Fund's net assets will rise by the same amount as the Fund's exposure. Conversely, if the Index rises, the Fund's net assets will decline by the same amount as the Fund's exposure. Thus, an investor that purchases shares intra-day may experience performance

that is greater than, or less than, the Fund's stated multiple of the Index.

If there is a significant intra-day market event and/or the securities of the Index experience a significant increase, the Fund may not meet its investment objective, be able to rebalance its portfolio appropriately, or may experience significant premiums or discounts, or widened bid-ask spreads. Additionally, the Fund may close to purchases and sales of Shares prior to the close of trading on the Exchange and incur significant losses.

Daily Inverse Index Correlation/Tracking Risk – Investors will lose money when the Index rises, which is a result that is the opposite from traditional index funds. There is no guarantee that the Fund will achieve a high degree of inverse correlation to the Index and therefore achieve its daily inverse leveraged investment objective. The Fund's exposure to the Index is impacted by the Index's movement. Because of this, it is unlikely that the Fund will be perfectly exposed to the Index at the end of each day. The possibility of the Fund being materially over- or under-exposed to the Index increases on days when the Index is volatile near the close of the trading day. Market disruptions, regulatory restrictions and high volatility will also adversely affect the Fund's ability to adjust exposure to the required levels.

The Fund may have difficulty achieving its daily inverse leveraged investment objective due to fees, expenses, transaction costs, financing costs related to the use of derivatives, income items, valuation methodology, accounting standards and disruptions or illiquidity in the markets for the securities or derivatives held by the Fund. The Fund may not have investment exposure to all securities in the Index, or its weighting of investment exposure to such stocks or industries may be different from that of the Index. The Fund may also have exposure to securities or financial instruments that are not included in the Index. The Fund may also use other investment companies, such as ETFs, as reference assets for derivative instruments, which may result in increased tracking error. Additionally, an ETF's performance may differ from the index it tracks, thus resulting in additional tracking error for the Fund. The Fund may be subject to large movements of assets into and out of the Fund, potentially resulting in the Fund being over- or under-exposed to the Index. Activities surrounding periodic Index reconstitutions and other Index rebalancing events may hinder the Fund's ability to meet its daily inverse leveraged investment objective. For example, the Fund may take or refrain from taking positions to improve tax efficiency or to comply with various regulatory restrictions, which may negatively impact the Fund's inverse correlation to the Index. Any of these Factors could decrease correlation between the performance of the Fund and the Index and may hinder the Fund's ability to meet its daily inverse leveraged investment objective.

Oil and Gas Industry Risk - Companies in the oil and gas industries develop and produce crude oil and natural gas and provide drilling and other energy resources production and distribution related services. Stock prices for these types of companies are affected by supply and demand both for their specific product or services and for energy products in general. The price of oil and gas, exploration and

production spending, government regulation, world events and economic conditions will affect the performance of these companies. Correspondingly, securities of companies in the energy field are subject to swift price and supply fluctuations caused by events relating to international politics, energy conservation, the success of exploration products and tax and other governmental regulatory policies. Weak demand for the companies' products or services or for energy products and services in general, as well as negative developments in these other areas, may adversely impact a company's performance. Oil and gas exploration and production can be significantly affected by natural disasters or other catastrophes as well as changes in exchange rates, interest rates, and government regulation, expropriation, nationalization, confiscation of assets and property, imposition of restrictions on foreign investments and repatriation of capital, military coups, social or political unrest, technological advances or developments, imposition of import controls, world events and economic conditions. Companies in the oil and gas industry may have significant capital investments in, or engage in transactions involving, emerging market countries which may heighten these risks. Companies that own or operate gas pipelines are subject to certain risks, including pipeline and equipment leaks and ruptures, explosions, fires, unscheduled downtime, transportation interruptions, discharges or releases of toxic or hazardous gases and other environmental risks. These companies may be at risk for environmental damages claims and other types of litigation.

Other Investment Companies (including ETFs) Risk —

The Fund may invest directly in another investment company by purchasing shares of the investment company or indirectly by utilizing an investment company as the reference asset of a derivative instrument. By investing in another investment company, including an ETF, the Fund becomes a shareholder of that investment company and as a result, Fund shareholders indirectly bear the Fund's proportionate share of the fees and expenses of the other investment company, in addition to the fees and expenses of the Fund's own operations. As a shareholder, the Fund must rely on the other investment company to achieve its investment objective. The Fund's performance may be magnified positively or negatively by virtue of its investment in other investment companies. If the other investment company fails to achieve its investment objective, the value of the Fund's investment will not perform as expected, thus affecting the Fund's performance and its correlation with the Index. In addition, because shares of ETFs are listed and traded on national stock exchanges, their shares may trade at a discount or a premium to an ETF's net asset value, and an ETF's market price may be more or less than the value of the index that the ETF tracks especially during periods of market volatility or disruption. Because the Fund transacts and prices its direct or indirect investments in ETFs at market price, the Fund's use of ETFs could have an adverse impact on the Fund's ability to achieve its investment objective. Investments in such shares may be subject to brokerage and other trading costs, which could result in greater expenses to the Fund. Finally, depending on the demand in the market, the Fund may not be able

to liquidate its holdings in ETFs at an optimal price or time, which may adversely affect the Fund's performance.

Natural Disaster/Epidemic and Market Disruption Risk — Natural or environmental disasters, such as earthquakes, fires, floods, hurricanes, and tsunamis and widespread disease, including pandemics and epidemics have been and can be highly disruptive to economies and markets and have recently led, and may continue to lead to increased market volatility and significant market losses. Such natural disasters and health crises could exacerbate political, social and economic risks, and result in significant breakdowns, delays, shutdowns, social isolation, and other disruptions to important global, local and regional supply chains. A climate of uncertainty and panic, including the contagion of infectious viruses and diseases, may adversely affect global, regional, and local economies and reduce the availability of potential investment opportunities, and increases the difficulty of performing due diligence and modeling market conditions, potentially reducing the accuracy of financial projections. A widespread crisis would also affect the global economy in ways that cannot necessarily be foreseen. Adverse effects may be more pronounced for developing or emerging market countries that have less established health care systems. How long such events will last and whether they will continue or recur cannot be predicted.

Significant market volatility and market downturns may limit the Fund's ability to sell securities and obtain short exposure to securities, and the Fund's sales and short exposures may exacerbate the market volatility and downturn. Under such circumstances, the Fund may have difficulty achieving its investment objective for one or more trading days, which may adversely impact the Fund's returns on those days and periods inclusive of those days. Alternatively, the Fund may incur higher costs (including swap financing costs) in order to achieve its investment objective and may be forced to purchase and sell securities (including other ETFs' shares) at market prices that do not represent their fair value (including in the case of an ETF, its net asset value) or at times that result in differences between the price the Fund receives for the security or the value of the swap exposure and the market closing price of the security or the market closing value of the swap exposure. Under those circumstances, the Fund's ability to track its Index is likely to be adversely affected, the market price of Fund shares may reflect a greater premium or discount to net asset value and bid-ask spreads in the Fund's shares may widen, resulting in increased transaction costs for secondary market purchasers and sellers. The Fund may also incur additional tracking error due to the use of futures contracts or other securities that are not perfectly correlated to the Index.

The recent pandemic spread of the novel coronavirus known as COVID-19 has proven to be a market disrupting event. The impact of this virus, like other pandemics that may arise in the future, has negatively affected, and may continue to negatively affect, the economies of many nations, companies, and the global securities and commodities markets, including by reducing liquidity in the markets. It is impossible to predict the full effects, durations and costs of the COVID-19 pandemic.

Market Risk — Turbulence in financial markets and reduced liquidity in equity, credit and fixed income markets may negatively affect many issuers worldwide, which could have an adverse effect on the Fund.

Energy Sector Risk — Companies that engage in energy-related businesses may be cyclical and highly dependent on energy prices. Energy sector securities may be adversely impacted by the following factors, among others: changes in the levels and volatility of global energy prices, global supply and demand, and capital expenditures on the exploration and production of energy sources; exchange rates, interest rates, economic conditions, and tax treatment; and energy conservation efforts, increased competition and technological advances. Companies in this sector may be subject to substantial government regulation and contractual fixed pricing, which may increase the cost of doing business and limit earnings. A significant portion of an energy company's revenue may come from a relatively small number of customers, including governmental entities and utilities. Energy companies may operate or engage in, transactions involving countries with less developed regulatory regimes or a history of expropriation, nationalization or other adverse policies. Energy companies may also be significantly impacted by the supply of, and demand for, specific products, such as oil and natural gas, and services, exploration and production spending, government subsidization, world events and general economic conditions. During the COVID-19 outbreak and disputes among oil-producing countries regarding potential limits on the production of crude oil, the energy sector experienced increased volatility.

Large-Capitalization Company Risk — Large-capitalization companies may be less able to adapt to changing market conditions or to respond quickly to competitive challenges or to changes in business, product, financial, or market conditions and may not be able to maintain growth at rates that may be achieved by well-managed smaller and mid-size companies, which may affect the companies' returns.

Small- and/or Mid-Capitalization Company Risk — Small- and mid-capitalization companies often have narrower markets for their goods and/or services and more limited managerial and financial resources and often have limited product lines, services, markets, financial resources or are dependent on a small management group. Because these stocks are not well-known to the investing public, do not have significant institutional ownership and are followed by relatively few security analysts, there will normally be less publicly available information concerning these securities compared to what is available for the securities of larger companies. Adverse publicity and investor perceptions, whether or not based on fundamental analysis, can decrease the value and liquidity of securities held by the Fund resulting in more volatile performance. These companies may face greater risk of business failure, which could increase the volatility of the Fund's portfolio.

Index Strategy Risk — The Fund is linked to an Index maintained by a third party provider unaffiliated with the Fund. Securities held by the Fund will generally not be bought or sold in response to market fluctuations and may be

concentrated in a particular industry if the Index is so concentrated. The Fund will generally not sell a security because its issuer is in financial trouble or its value has declined, unless that holding is removed or is anticipated to be removed from the Index.

The Index relies on various sources of information to assess the securities included in the Index, including information that may be based on assumptions or estimates and there is no guarantee that the methodology utilized by the Index Provider will result in the Index achieving positive returns. There is no assurance that the Index Provider's calculation methodology or sources of information will provide an accurate assessment of the Index's securities. The Index may also underperform other asset classes or similar indices. Errors in Index data, Index computations or the construction of the Index in accordance with its methodology may occur from time to time and may not be identified and corrected by the Index Provider for a period of time or at all, which may have an adverse impact on the Fund and its shareholders.

The Fund's daily performance may deviate from a multiple of the daily return of the Index due to legal restrictions or limitations, certain listing standards of the Fund's Exchange, a lack of liquidity of the securities in the Index, potential adverse tax consequences or other regulatory reasons (diversification requirements).

Liquidity Risk — Some securities held by the Fund, including derivatives, may be difficult to sell or be illiquid, particularly during times of market turmoil. Markets for securities or financial instruments could be disrupted by a number of events, including, but not limited to, an economic crisis, natural disasters, epidemics/pandemics, new legislation or regulatory changes inside or outside the United States. Illiquid securities may be difficult to value, especially in changing or volatile markets. If the Fund is forced to sell an illiquid security at an unfavorable time or price, the Fund may be adversely impacted. Certain market conditions or restrictions, such as market rules related to short sales, may prevent the Fund from limiting losses, realizing gains or achieving a high correlation with its Index. There is no assurance that a security that is deemed liquid when purchased will continue to be liquid. Market illiquidity may cause losses for the Fund. To the extent that the Index value increases or decreases significantly, the Fund may be one of many market participants that are attempting to transact in the securities of the Index. Under such circumstances, the market for securities of the Index may lack sufficient liquidity for all market participants' trades. Therefore, the Fund may have more difficulty transacting in the securities or financial instruments and the Fund's transactions could exacerbate the price changes of the securities of the Index and may impact the ability of the Fund to achieve its investment objective.

Early Close/Trading Halt Risk — An exchange or market may close or issue trading halts on specific securities, or the ability to buy or sell certain portfolio securities or financial instruments may be restricted, which may result in the Fund being unable to buy or sell certain securities or financial instruments. In such circumstances, the Fund may be unable to rebalance its portfolio, may be unable to accurately price

its investments, may incur significant tracking differences with its Index, may incur substantial losses and may limit or stop purchases of the Fund. If there is a significant intra-day market event and/or the securities of the Index experience a significant increase or decrease, the Fund may not meet its investment objective or rebalance its portfolio appropriately. Additionally, the Fund may close to purchases and sales of Shares prior to the close of regular trading on the NYSE Arca, Inc. and incur significant losses.

Equity Securities Risk — Investments in, and/or exposure to, publicly issued equity securities, including common stocks, are subject to market risks that may cause their prices to fluctuate over time. Fluctuations in the value of equity securities in which the Fund invests will cause the net asset value of the Fund to fluctuate.

Non-Diversification Risk — The Fund is non-diversified, which means it invests a high percentage of its assets in a limited number of securities. Its net asset value and total return may fluctuate more or fall greater in times of weaker markets than a diversified fund.

Securities Lending Risk — Securities lending involves the risk that the Fund may lose money because the borrower of the loaned securities fails to return the securities in a timely manner or at all. The Fund could also lose money in the event of a decline in the value of collateral provided for loaned securities, a decline in the value of any investments made with cash collateral, or a “gap” between the return on cash collateral reinvestments and any fees the Fund has agreed to pay a borrower. These events could also trigger adverse tax consequences for the Fund.

Special Risks of Exchange-Traded Funds

Authorized Participants Concentration Risk. The Fund may have a limited number of financial institutions that may act as Authorized Participants. To the extent that those Authorized Participants exit the business or are unable to process creation and/or redemption orders, Shares may trade at larger bid-ask spreads and/or premiums or discounts to net asset value. Authorized Participant concentration risk may be heightened for a fund that invests in non-U.S. securities or other securities or instruments that have lower trading volumes.

Market Price Variance Risk. Fund Shares are listed for trading on NYSE Arca and can be bought and sold in the secondary market at market prices rather than at net asset value. The market prices of Shares will fluctuate in response to changes in the value of the Fund’s holdings and supply and demand for Shares. Shareholders that purchase or sell Shares on the secondary market may trade Shares at a price greater than net asset value (a premium) or less than net asset value (a discount). There may be times when the market price and the net asset value vary significantly. The Fund’s investment results are measured based upon the daily net asset value of the Fund over a period of time. Investors purchasing and selling Shares in the secondary market may not experience the same investment results as experienced by those creating and redeeming Shares at net asset value. There is no guarantee that an active secondary market will develop for Shares. To the extent that exchange specialists, market makers, Authorized Participants, or other participants are

unavailable or unable to trade the Fund’s Shares and/or create or redeem Creation Units, market disruptions or significant market volatility, bid-ask spreads and premiums or discounts may widen.

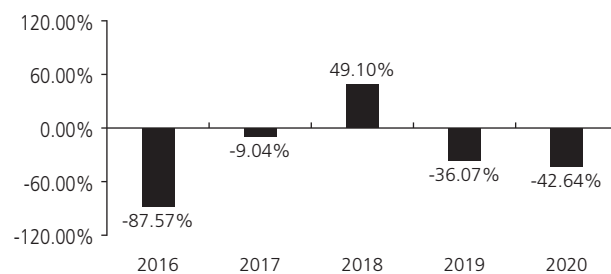
Fund Shares Trading Risk/Bid-Ask Spread Risk. Investments in Fund shares are subject to risks as a result of their trading in the secondary market. For example, investors transacting in the secondary market may incur costs as a result of there being a (potentially significant) spread (or difference) between the price that purchasers are willing to pay for shares (the bid) and the price at which sellers are willing to sell shares (the ask). This spread, which is known as a bid-ask spread, will vary based on, among other things, market demand for shares, the liquidity of the Fund portfolio and other factors. In addition, like other securities that are listed on an exchange, Fund shares can be sold short. Accordingly, their price can be volatile and they can be subject to pressure from short sales. Further, trading in all listed securities, including Fund shares, can be halted, including due to market volatility triggering “circuit breaker” rules.

Fund Performance

The following performance information provides some indication of the risks of investing in the Fund by demonstrating how its returns have varied from calendar year to calendar year. The bar chart shows changes in the Fund’s performance from calendar year to calendar year. The table shows how the Fund’s average annual returns for the one-year, five-year, and since inception periods compare with those of one or more broad-based market indexes for the same periods. The Fund’s past performance, before and after taxes, is not necessarily an indication of how the Fund will perform in the future. Updated performance is available on the Fund’s website at www.direxion.com/etfs?producttab=performance or by calling the Fund toll-free at (866) 476-7523.

The performance noted below, and prior to April 1, 2020, reflects the Fund’s previous daily inverse leveraged investment objective, before fees and expenses, of -300% of the Index.

Total Return for the Calendar Years Ended December 31



During the period of time shown in the bar chart, the Fund’s highest calendar quarter return was 389.37% for the quarter ended March 31, 2020 and its lowest calendar quarter return was -76.18% for the quarter ended June 30, 2020. The year-to-date return as of December 31, 2020 was -42.64%.

Average Annual Total Returns (for the periods ended December 31, 2020)

	1 Year	5 Years	Since Inception 5/28/2015
Return Before Taxes	-42.64%	-42.69%	-30.56%
Return After Taxes on Distributions	-42.64%	-42.77%	-30.65%
Return After Taxes on Distributions and Sale of Fund Shares	-25.24%	-22.20%	-17.67%
S&P Oil & Gas Exploration & Production Select Industry Index (reflects no deduction for fees, expenses or taxes)	-36.58%	-12.14%	-18.33%
S&P 500® Index (reflects no deduction for fees, expenses or taxes)	18.40%	15.22%	12.97%

After-tax returns are calculated using the historically highest individual federal marginal income tax rates and do not reflect the impact of state and local taxes. Actual after-tax returns depend on an investor's tax situation and may differ from those shown, and after-tax returns are not relevant to investors who hold their Fund shares through tax-deferred arrangements, such as 401(k) plans or individual retirement accounts. In addition, the "Return After Taxes on Distributions and Sale of Fund Shares" is higher because the calculation recognizes a capital loss upon the redemption of Fund shares and assumes the investor received the benefit of a tax deduction.

Annual returns are required to be shown and should not be interpreted as suggesting that the Fund should or should not be held for long periods of time.

Management

Investment Adviser. Rafferty Asset Management, LLC is the Fund's investment adviser.

Portfolio Managers. The following members of Rafferty's investment team are jointly and primarily responsible for the day-to-day management of the Fund:

Portfolio Managers	Years of Service with the Fund	Primary Title
Paul Brigandi	Since Inception in May 2015	Portfolio Manager
Tony Ng	Since September 2015	Portfolio Manager

Purchase and Sale of Fund Shares

The Fund's individual shares may only be purchased or sold in the secondary market through a broker-dealer or other financial intermediaries at market price rather than at net asset value. The market price of Shares will fluctuate in response to changes in the value of the Fund's holdings and supply and demand for the Shares, which may result in shareholders purchasing or selling the Shares on the secondary market at a market price that is greater than net asset value (a premium) or less than net asset value (a discount). Additionally, a shareholder may incur costs attributable to the difference between the highest price

a buyer is willing to pay for the Fund's Shares (bid) and the lowest price a seller is willing to accept for the Fund's Shares (ask) when buying or selling Shares on the secondary market (the "bid-ask spread") in addition to brokerage commissions. The bid-ask spread may vary over time for Shares based on trading volume and market liquidity. Recent information regarding the Fund Shares such as net asset value, market price, premiums and discounts, bid-ask spreads, and related other information is available on the Fund's website, www.direxion.com/etfs?producttab=performance.

The Fund's shares are not individually redeemable by submitting Shares to the Fund. The Fund will issue and redeem Shares for cash only to Authorized Participants in large blocks, known as creation units, each of which is comprised of 50,000 Shares.

If a market disruption or similar event occurs, making it not reasonably practicable for the Fund to dispose of its securities or to determine its net asset value, the Fund could seek to limit or suspend purchases of creation units. Under such circumstances, the Fund's shares could trade at a significant premium or discount to their net asset value or wide bid-ask spreads and the Fund could experience substantial redemptions, which may cause the Fund to sell portfolio holdings, experience increased transaction costs and make greater taxable distributions. The Fund may seek to change its investment objective by, for example, seeking to track an alternative index or changing its leverage multiplier. The Fund could liquidate all, or a portion of, its assets, which may be at unfavorable prices or the Fund may close.

Tax Information

The Fund intends to make distributions that may be taxed as ordinary income or long-term capital gains. Those distributions will be subject to federal income tax and may also be subject to state and local taxes, unless you are investing through a tax-deferred arrangement, such as a 401(k) plan or an individual retirement account. Distributions or investments made through tax-deferred arrangements may be taxed later upon withdrawal. Distributions by the Fund may be significantly higher than those of most other ETFs.

Payments to Broker-Dealers and Other Financial Intermediaries

If you purchase shares of the Fund through a broker-dealer or other financial intermediary (such as a bank or financial advisor), the Fund and/or its Adviser may pay the intermediary for the sale of Fund shares and related services. These payments may create a conflict of interest by influencing the broker-dealer or other financial intermediary and your salesperson to recommend the Fund over another investment. Ask your salesperson or visit your financial intermediary's website for more information.

Index Information

The "S&P Oil & Gas Exploration & Production Select Industry Index" is a product of S&P Dow Jones Indices LLC ("SPDJ"), and has been licensed for use by Rafferty. Standard & Poor's® and S&P® are registered trademarks of Standard & Poor's Financial Services LLC ("S&P"); Dow Jones® is a registered trademark of Dow Jones Trademark Holdings

LLC (“Dow Jones”); and these trademarks have been licensed for use by SPDJI and sublicensed for certain purposes by Rafferty. Rafferty’s ETFs are not sponsored, endorsed, sold or promoted by SPDJI, Dow Jones, S&P, or their respective affiliates and none of such parties make any representation regarding the advisability of investing in such product(s) nor do they have any liability for any errors, omissions, or interruptions of the S&P Oil & Gas Exploration & Production Select Industry Index.

Important Information Regarding the Fund

The Direxion Daily Robotics, Artificial Intelligence & Automation Index Bull 2X Shares (formerly, the Direxion Daily Robotics, Automation, & Artificial Intelligence Index Bull 3X Shares) (the "Fund") seeks **daily leveraged** investment results and is very different from most other exchange-traded funds. As a result, the Fund may be riskier than alternatives that do not use leverage because the Fund's objective is to magnify the daily performance of the Indxx Global Robotics and Artificial Intelligence Thematic Index (the "Index"). The return for investors that invest for periods longer or shorter than a trading day should not be expected to be 200% of the performance of the Index for the period. The return of the Fund for a period longer than a trading day will be the result of each trading day's compounded return over the period, which will very likely differ from 200% of the return of the Index for that period. Longer holding periods, higher volatility of the Index and leverage increase the impact of compounding on an investor's returns. During periods of higher Index volatility, the volatility of the Index may affect the Fund's return as much as, or more than, the return of the Index.

The Fund is not suitable for all investors. The Fund is designed to be utilized only by knowledgeable investors who understand the potential consequences of seeking daily leveraged (2X) investment results, understand the risks associated with the use of leverage and are willing to monitor their portfolios frequently. The Fund is not intended to be used by, and is not appropriate for, investors who do not intend to actively monitor and manage their portfolios. For periods longer than a single day, the Fund will lose money if the Index's performance is flat, and it is possible that the Fund will lose money even if the Index's performance increases over a period longer than a single day. An investor could lose the full principal value of his/her investment within a single day if the Fund's Index loses more than 50% in one day.

Investment Objective

The Fund seeks daily investment results, before fees and expenses, of 200% of the daily performance of the Index. **The Fund does not seek to achieve its stated investment objective for a period of time different than a trading day.**

Fees and Expenses of the Fund

This table describes the fees and expenses that you may pay if you buy, hold, and sell shares of the Fund ("Shares"). You may pay other fees, such as brokerage commissions and other fees to financial intermediaries, which are not reflected in the table and example below.

Annual Fund Operating Expenses (expenses that you pay each year as a percentage of the value of your investment)

Management Fees	0.75%
Distribution and/or Service (12b-1) Fees	0.00%
Other Expenses of the Fund	0.27%
Acquired Fund Fees and Expenses ⁽¹⁾	<u>0.37%</u>
Total Annual Fund Operating Expenses	1.39%
Expense Cap/Reimbursement ⁽²⁾	<u>-0.07%</u>
Total Annual Fund Operating Expenses After Expense Cap/Reimbursement	<u>1.32%</u>

⁽¹⁾ "Acquired Fund Fees and Expenses" include fees and expenses incurred indirectly by the Fund as a result of investments in other investment companies, including investments in money market funds. Because Acquired Fund Fees and Expenses are not borne directly by the Fund, they will not be reflected in the expense information in the Fund's financial statements and the information presented in the table will differ from that presented in the Fund's financial highlights included in the Fund's reports to shareholders.

⁽²⁾ Rafferty Asset Management, LLC ("Rafferty" or the "Adviser") has entered into an Operating Expense Limitation Agreement with the Fund. Under the Operating Expense Limitation Agreement, Rafferty has contractually agreed to waive all or a portion of its management fee and/or reimburse the Fund for Other Expenses through September 1, 2022, to the extent that the Fund's Total Annual Fund Operating Expenses exceed 0.95% of the Fund's average daily net assets (excluding, as applicable, among other expenses, taxes, swap financing and related costs, acquired fund fees and expenses, dividends or interest on short positions, other interest expenses, brokerage commissions and extraordinary expenses).

Any expense waiver or reimbursement is subject to recoupment by the Adviser within the three years after the expense was waived/reimbursed only if Total Annual Fund Operating Expenses fall below the lesser of this percentage limitation and any percentage limitation in place at the time the expense was waived/reimbursed.

Example - This example is intended to help you compare the cost of investing in the Fund with the cost of investing in other mutual funds. The example assumes that you invest \$10,000 in the Fund for the time periods indicated and then redeem all of your shares at the end of those periods. The example also assumes that your investment has a 5% return each year and that the Fund's operating expenses remain the same. Although your actual costs may be higher or lower, based on these assumptions your costs would be:

1 Year	3 Years	5 Years	10 Years
\$134	\$433	\$754	\$1,663

Portfolio Turnover

The Fund pays transaction costs, such as commissions, when it buys and sells securities (or "turns over" its portfolio). A higher portfolio turnover rate may indicate higher transaction costs and may result in higher taxes when Fund shares are held in a taxable account. These costs, which are not reflected in Annual Fund Operating Expenses or in the example, affect the Fund's performance. During the most recent fiscal year, the Fund's portfolio turnover rate was 93% of the average value of its portfolio. However, this portfolio turnover rate is calculated without regard to cash instruments or derivative transactions. If the Fund's extensive use of derivatives was reflected, the Fund's portfolio turnover rate would be significantly higher.

Principal Investment Strategy

The Index is designed to provide exposure to exchange-listed companies in developed markets that are expected to benefit from the adoption and utilization of robotics and/or artificial intelligence, including companies involved in developing industrial robots and production systems, automated inventory management, unmanned vehicles, voice/image/text recognition, and medical robots or robotic instruments (collectively, "Robotics & Artificial Intelligence Companies"), as defined by Indxx (the "Index Provider"). Companies must have a minimum market capitalization of \$100 million and a minimum average daily turnover for the last 6 months greater than, or equal to, \$2 million in order to be eligible for inclusion in the Index. From the eligible universe, the Index Provider identifies Robotics & Artificial Intelligence Companies that generate revenue from four robotics and artificial intelligence market segments ("Segments"): (1) industrial applications of robots and robotic products and services, (2) developing and/or producing unmanned vehicles, drones and robots for both military and consumer applications, including hardware and software therefor, (3) developing robots and artificial intelligence for non-industrial applications, such as agriculture, healthcare consumer applications, and entertainment, and (4) developing applications, technologies, and products that use artificial intelligence for data analysis, predictive analytics, task automation, and other applications.

For the second step of the process, companies are grouped into the following three categories based on revenue: (i) "Pure-Play"-the company generates a majority of its revenue (over 50%) from one of the Segments, (ii) "Quasi-Play"-the Company has a diversified revenue stream but generates at least 10% (but less than 50%) of its revenue from the Segments, and (iii) "Marginal"-the Company has a diversified revenue stream but generates between 1-10% of its revenue from a distinct business unit in the Segments.

Finally, the top 100 "pure-play" companies by market capitalization are selected to form the Index. If fewer than 100 "pure-play" companies are eligible for inclusion, the Index will include "quasi-play" companies. If fewer than 30 companies meet the above criteria of "pure-play" and "quasi-play," "marginal" company securities will be included in the Index so the number of constituents of the Index reaches 30. The Index is reviewed semi-annually and is reconstituted and rebalanced annually.

Companies from the following countries were eligible for inclusion in the Index: Australia, Austria, Belgium, Canada, Denmark, Finland, France, Germany, Hong Kong, Ireland, Israel, Italy, Japan, Luxembourg, Netherlands, New Zealand, Norway, Portugal, Singapore, Spain, Sweden, Switzerland, South Korea, Taiwan, the United Kingdom, and the United States.

As of December 31, 2020, the Index consisted of 31 securities, which had an average market capitalization of \$26.8 billion, median market capitalization of \$2.7 billion, total capitalizations ranging from \$350 million to \$323 billion and were concentrated in the industrials and information technology sectors.

The Fund, under normal circumstances, invests at least 80% of its net assets (plus borrowing for investment purposes) in financial instruments, such as swap agreements, exchange-traded funds ("ETFs") that track the Index, securities of the Index and other financial instruments that provide daily leveraged exposure to the Index or to ETFs that track the Index. The financial instruments in which the Fund most commonly invests are swap agreements and futures contracts which are intended to produce economically leveraged investment results.

The components of the Index and the percentages represented by various sectors in the Index may change over time. The Fund will concentrate its investment in a particular industry or group of industries (*i.e.*, hold 25% or more of its total assets in the stocks of a particular industry or group of industries) to approximately the same extent as the Index is so concentrated.

The Fund may invest in the securities of the Index, a representative sample of the securities in the Index that has aggregate characteristics similar to those of the Index, an ETF that tracks the Index or a substantially similar index, and may utilize derivatives, such as swaps or futures on the Index or on an ETF that tracks the same Index or a substantially similar index, that provide leveraged exposure to the above.

The Fund seeks to remain fully invested at all times, consistent with its stated investment objective, but may not always have investment exposure to all of the securities in the Index, or its weighting of investment exposure to securities or industries may be different from that of the Index. In addition, the Fund may invest in securities or financial instruments not included in the Index.

The Fund will attempt to achieve its investment objective without regard to overall market movement or the increase or decrease of the value of the securities in the Index. At the close of the markets each trading day, Rafferty positions the Fund's portfolio so that its exposure to the Index is consistent with the Fund's investment objective. The impact of the Index's movements during the day will affect whether the Fund's portfolio needs to be re-positioned. For example, if the Index has risen on a given day, net assets of the Fund should rise, meaning that the Fund's exposure will need to be increased. Conversely, if the Index has fallen on a given day, net assets of the Fund should fall, meaning the Fund's exposure will need to be reduced. This re-positioning strategy typically results in high portfolio turnover. On a day-to-day basis, the Fund is expected to hold ETFs and money market funds, deposit accounts with institutions with high quality credit ratings, and/or short-term debt instruments that have terms-to-maturity of less than 397 days and exhibit high quality credit profiles, including U.S. government securities and repurchase agreements.

The terms "daily," "day," and "trading day," refer to the period from the close of the markets on one trading day to the close of the markets on the next trading day. Additionally, the Fund's investment objective is not a fundamental policy and may be changed by the Fund's Board of Trustees without shareholder approval.

Because of daily rebalancing and the compounding of each day's return over time, the return of the Fund for periods

longer than a single day will be the result of each day's returns compounded over the period, which will very likely differ from 200% of the return of the Index over the same period. The Fund will lose money if the Index performance is flat over time, and as a result of daily rebalancing, the Index's volatility and the effects of compounding, it is even possible that the Fund will lose money over time while the Index's performance increases over a period longer than a single day.

Principal Investment Risks

An investment in the Fund entails risk. The Fund may not achieve its leveraged investment objective and there is a risk that you could lose all of your money invested in the Fund. The Fund is not a complete investment program. In addition, the Fund presents risks not traditionally associated with other mutual funds and ETFs. It is important that investors closely review all of the risks listed below and understand them before making an investment in the Fund.

Effects of Compounding and Market Volatility Risk - The Fund has a daily leveraged investment objective and the Fund's performance for periods greater than a trading day will be the result of each day's returns compounded over the period, which is very likely to differ from 200% of the Index's performance, before fees and expenses. Compounding affects all investments, but has a more significant impact on funds that are leveraged and that rebalance daily. For a leveraged Fund, if adverse daily performance of the Index reduces the amount of a shareholder's investment, any further adverse daily performance will lead to a smaller dollar loss because the shareholder's investment had already been reduced by the prior adverse performance. Equally, however, if favorable daily performance of the Index increases the amount of a shareholder's investment, the dollar amount lost due to future adverse performance will increase because the shareholder's investment has increased.

The effect of compounding becomes more pronounced as Index volatility and the holding period increase. The impact of compounding will impact each shareholder differently depending on the period of time an investment in the Fund is held and the volatility of the Index during shareholder's holding period of an investment in the Fund.

The chart below provides examples of how Index volatility could affect the Fund's performance. Fund performance for periods greater than one single day can be estimated given any set of assumptions for the following factors: a) Index volatility; b) Index performance; c) period of time; d) financing rates associated with leveraged exposure; e) other Fund expenses; and f) dividends or interest paid with respect to securities in the Index. The chart below illustrates the impact of two principal factors – Index volatility and Index performance – on Fund performance. The chart shows estimated Fund returns for a number of combinations of Index volatility and Index performance over a one-year period. Performance shown in the chart assumes that: (i) no dividends were paid with respect to the securities included in the Index; (ii) there were no Fund expenses; and (iii) borrowing/lending rates (to obtain leveraged exposure) of 0%. If Fund expenses and/or actual borrowing/lending rates were reflected, the estimated returns would be different than those shown.

Particularly during periods of higher Index volatility, compounding will cause results for periods longer than a trading day to vary from 200% of the performance of the Index.

As shown in the chart below, the Fund would be expected to lose 6.1% if the Index provided no return over a one year period during which the Index experienced annualized volatility of 25%. At higher ranges of volatility, there is a chance of a significant loss of value in the Fund, even if the Index's return is flat. **For instance, if the Index's annualized volatility is 100%, the Fund would be expected to lose 63.2% of its value, even if the cumulative Index return for the year was 0%.** Areas shaded red (or dark gray) represent those scenarios where the Fund can be expected to return less than 200% of the performance of the Index and those shaded green (or light gray) represent those scenarios where the Fund can be expected to return more than 200% of the performance of the Index. The Fund's actual returns may be significantly better or worse than the returns shown below as a result of any of the factors discussed above or in "Daily Index Correlation/Tracking Risk" below.

One Year Index Return	200% One Year Index Return	Volatility Rate				
		10%	25%	50%	100%	
-60%	-120%	-84.2%	-85.0%	-87.5%	-90.9%	-94.1%
-50%	-100%	-75.2%	-76.5%	-80.5%	-85.8%	-90.8%
-40%	-80%	-64.4%	-66.2%	-72.0%	-79.5%	-86.8%
-30%	-60%	-51.5%	-54.0%	-61.8%	-72.1%	-82.0%
-20%	-40%	-36.6%	-39.9%	-50.2%	-63.5%	-76.5%
-10%	-20%	-19.8%	-23.9%	-36.9%	-53.8%	-70.2%
0%	0%	-1.0%	-6.1%	-22.1%	-43.0%	-63.2%
10%	20%	19.8%	13.7%	-5.8%	-31.1%	-55.5%
20%	40%	42.6%	35.3%	12.1%	-18.0%	-47.0%
30%	60%	67.3%	58.8%	31.6%	-3.7%	-37.8%
40%	80%	94.0%	84.1%	52.6%	11.7%	-27.9%
50%	100%	122.8%	111.4%	75.2%	28.2%	-17.2%
60%	120%	153.5%	140.5%	99.4%	45.9%	-5.8%

The Index's annualized historical volatility rate for the period from August 29, 2016 (the inception date of the Index) to December 31, 2020 was 18.53%. The Index's highest volatility rate for any one calendar year for the period from August 29, 2016 through December 31, 2020 was 26.08% and volatility for a shorter period of time may have been substantially higher. The Index's annualized performance for the period from August 29, 2016 to December 31, 2020 was 21.03%. Historical Index volatility and performance are not indications of what the Index volatility and performance will be in the future. The volatility of ETFs or instruments that reflect the value of the Index, such as swaps, may differ from the volatility of the Index.

For information regarding the effects of volatility and Index performance on the long-term performance of the Fund, see "Additional Information Regarding Investment Techniques and Policies" in the Fund's statutory prospectus, and "Leverage - Special Note Regarding the Correlation Risks of the Funds" in the Fund's Statement of Additional Information.

Leverage Risk — The Fund obtains investment exposure in excess of its net assets by utilizing leverage and may lose

more money in market conditions that are adverse to its investment objective than a fund that does not utilize leverage. An investment in the Fund is exposed to the risk that a decline in the daily performance of the Index will be magnified. This means that an investment in the Fund will be reduced by an amount equal to 2% for every 1% daily decline in the Index, not including the costs of financing leverage and other operating expenses, which would further reduce its value. The Fund could theoretically lose an amount greater than its net assets in the event of an Index decline of more than 50%. Leverage will also have the effect of magnifying any differences in the Fund's correlation with the Index.

Due to the limited availability of necessary investments or financial instruments, the Fund could, among other things, as a defensive measure, limit or suspend creations or redemptions of Creation Units until the Adviser determines that the requisite exposure to the Index is obtainable. During the period that creation or redemptions are affected, the Fund's shares could trade at a significant premium or discount to their net asset value or the bid-ask spread of the Fund's shares could widen significantly. In the case of a period during which creations are suspended, the Fund could experience significant redemptions, which may cause the Fund to sell portfolio securities at unfavorable prices and increased transaction and other costs and make greater taxable distributions to shareholders of the Fund. The Fund may also change its investment objective by, for example, seeking to track an alternative index, or lowering its leverage multiple or the Fund could close.

Derivatives Risk — Derivatives are financial instruments that derive value from the underlying reference asset or assets, such as stocks, bonds, or funds (including ETFs), interest rates or indexes. The Fund's investments in derivatives may pose risks in addition to, and greater than, those associated with directly investing in securities or other ordinary investments, including risk related to the market, leverage, imperfect daily correlations with underlying investments or the Fund's other portfolio holdings, higher price volatility, lack of availability, counterparty risk, liquidity, valuation and legal restrictions. The use of derivatives is a highly specialized activity that involves investment techniques and risks different from those associated with ordinary portfolio securities transactions. The use of derivatives may result in larger losses or smaller gains than directly investing in securities. When the Fund uses derivatives, there may be imperfect correlation between the value of the reference assets and the derivative, which may prevent the Fund from achieving its investment objective. Because derivatives often require only a limited initial investment, the use of derivatives may expose the Fund to losses in excess of those amounts initially invested.

The Fund may use a combination of swaps on the Index and swaps on an ETF whose investment objective is to track the performance of the same or a substantially similar index to achieve its investment objective. The reference ETF may not closely track the performance of the Index due to fees and other costs borne by the ETF and other factors, such as an ETF's premium or discount. Thus, to the extent that the Fund invests in swaps that use an ETF as a reference

asset, the Fund may be subject to greater correlation risk and may not achieve as high a degree of correlation with the Index as it would if the Fund used swaps that utilized the Index as the reference asset. Any financing, borrowing or other costs associated with using derivatives may also reduce the Fund's return.

In addition, the Fund's investments in derivatives are subject to the following risks:

- **Swap Agreements.** Swap agreements are entered into primarily with major global financial institutions for a specified period, which may range from one day to more than one year. The swap agreements in which the Fund invests are generally traded in the over-the-counter market, which generally has less transparency than exchange-traded derivatives instruments. In a standard swap transaction, two parties agree to exchange the return (or differentials in rates of return) earned or realized on particular predetermined reference assets or underlying securities or instruments. The gross return to be exchanged or swapped between the parties is calculated based on a notional amount or the return on or change in value of a particular dollar amount invested in a basket of securities representing a particular index or an ETF that seeks to track an index.

If the Index has a dramatic move that causes a material decline in the Fund's net assets, the terms of a swap agreement between the Fund and its counterparty may permit the counterparty to immediately close out the swap transaction with the Fund. In that event, the Fund may be unable to enter into another swap agreement or invest in other derivatives to achieve exposure consistent with the Fund's investment objective. This may prevent the Fund from achieving its leveraged investment objective, even if the Index later reverses all or a portion of its movement. This may result in the value of an investment in the Fund changing quickly and without warning.

- **Futures Contracts.** Futures contracts are typically exchange-traded contracts that call for the future delivery of an asset at a certain price and date, or cash settlement of the terms of the contract. There may be an imperfect correlation between the changes in market value of the securities held by the Fund and the prices of futures contracts. There may not be a liquid secondary market for the futures contracts and the Fund may not be able to enter into a closing transaction. Regulations may also limit the number of positions that can be held or controlled by the Fund or the Adviser, thus limiting the ability of the Fund to implement its leveraged investment strategy. Futures markets are highly volatile and the use of futures may increase the Fund's volatility. The value of an investment in the Fund may change quickly and without warning.

Counterparty Risk — A counterparty may be unwilling or unable to make timely payments to meet its contractual obligations or may fail to return holdings that are subject to the agreement with the counterparty. If the counterparty or its affiliate becomes insolvent, bankrupt or defaults on its payment obligations to the Fund, the value of an investment held by the Fund may decline. Additionally, if

any collateral posted by the counterparty for the benefit of the Fund is insufficient or there are delays in the Fund's ability to access such collateral, the Fund may not be able to achieve its leveraged investment objective. The Fund may also not be able to exercise remedies, such as the termination of transactions, netting of obligations and realization on collateral if such remedies are stayed or eliminated under special resolutions adopted in the United States, the European Union and various other jurisdictions.

In addition, the Fund may enter into swap agreements with a limited number of counterparties, which may increase the Fund's exposure to counterparty credit risk. Further, there is a risk that no suitable counterparties will be willing to enter into, or continue to enter into, transactions with the Fund and, as a result, the Fund may not be able to achieve its leveraged investment objective or may decide to change its leveraged investment objective.

Rebalancing Risk — If for any reason the Fund is unable to rebalance all or a part of its portfolio, or if all or a portion of the portfolio is rebalanced incorrectly, the Fund's investment exposure may not be consistent with its investment objective. In these instances, the Fund may have investment exposure to the Index that is significantly greater or significantly less than its stated multiple. The Fund may be more exposed to leverage risk than if it had been properly rebalanced and may not achieve its investment objective, leading to significantly greater losses or reduced gains.

Intra-Day Investment Risk - The Fund seeks leveraged investment results from the close of the market on a given trading day until the close of the market on the subsequent trading day. The exact exposure of an investment in the Fund intraday in the secondary market is a function of the difference between the value of the Index at the market close on the first trading day and the value of the Index at the time of purchase. If the Index gains value, the Fund's net assets will rise by the same amount as the Fund's exposure. Conversely, if the Index declines, the Fund's net assets will decline by the same amount as the Fund's exposure. Thus, an investor that purchases shares intra-day may experience performance that is greater than, or less than, the Fund's stated multiple of the Index.

If there is a significant intra-day market event and/or the securities of the Index experience a significant decrease, the Fund may not meet its investment objective, be able to rebalance its portfolio appropriately, or may experience significant premiums or discounts, or widened bid-ask spreads. Additionally, the Fund may close to purchases and sales of Shares prior to the close of trading on the Exchange and incur significant losses.

Daily Index Correlation/Tracking Risk - There is no guarantee that the Fund will achieve a high degree of correlation to the Index and therefore achieve its daily leveraged investment objective. The Fund's exposure to the Index is impacted by the Index's movement. Because of this, it is unlikely that the Fund will be perfectly exposed to the Index at the end of each day. The possibility of the Fund being materially over- or under-exposed to the Index increases on days when the Index is volatile near the close of the trading day. Market disruptions, regulatory restrictions and high volatility will

also adversely affect the Fund's ability to adjust exposure to the required levels.

Due to the Index including instruments that trade on a different market than the Fund, the Fund's return may vary from a multiple of the performance of the Index because different markets may close before the NYSE Arca, Inc. opens or may not be open for business on the same calendar days as the Fund. Additionally, due to differences in trading hours, and because the Index may be calculated using prices obtained at times other than the Fund's net asset value calculation time or due to the fair valuation of Index securities, the Fund's performance may not correlate the Index.

The Fund may have difficulty achieving its daily leveraged investment objective due to fees, expenses, transaction costs, financing costs related to the use of derivatives, investments in ETFs, directly or indirectly, income items, valuation methodology, accounting standards, regulatory reasons (such as, diversification requirements) and disruptions or illiquidity in the markets for the securities or derivatives held by the Fund. The Fund may be subject to large movements of assets into and out of the Fund, potentially resulting in the Fund being over- or under-exposed to the Index. The Fund may not have investment exposure to all of the securities in the Index or its weighting of investment exposure to the securities may be different from that of the Index. In addition, the Fund may invest in securities that are not included in the Index. The Fund may also invest directly in or use other investment companies, such as ETFs, which may result in increased tracking error for the Fund. Additionally, an ETF's performance may differ from the index it tracks, thus resulting in additional tracking error for the Fund. Activities surrounding periodic Index reconstitutions and other Index rebalancing events may also hinder the Fund's ability to meet its daily leveraged investment objective. For example, the Fund may take or refrain from taking positions to improve tax efficiency or to comply with various regulatory restrictions, which may negatively impact the Fund's correlation to the Index. Any of these factors could decrease correlation between the performance of the Fund and the Index and may hinder the Fund's ability to meet its daily investment objective.

Robotics & Artificial Intelligence Company Risk — Robotics and artificial intelligence companies may have limited product lines, markets, financial resources or personnel. These companies typically face intense competition and potentially rapid product obsolescence. These companies are also heavily dependent on intellectual property rights and may be adversely affected by loss or impairment of those rights. There can be no assurance these companies will be able to successfully protect their intellectual property to prevent the misappropriation of their technology, or that competitors will not develop technology that is substantially similar or superior to such companies' technology. Robotics and artificial intelligence companies typically engage in significant amounts of spending on research and development, and there is no guarantee that the products or services produced by these companies will be successful. Robotics and artificial intelligence companies, especially smaller companies, tend to be more volatile than companies that do not rely heavily on technology.

Industrials Sector Risk — Stock prices of issuers in the industrials sector are affected by supply and demand both for their specific product or service and for industrials sector products in general. Government regulation, world events, exchange rates and economic conditions, technological developments and liabilities for environmental damage and general civil liabilities will also affect the performance of investment in such issuers. Aerospace and defense companies, a component of the industrials sector, can be significantly affected by government spending policies because companies involved in this industry rely to a significant extent on U.S. and other government demand for their products and services. Thus, the financial condition of, and investor interest in, aerospace and defense companies are heavily influenced by government defense spending policies which are typically under pressure from efforts to control government spending budgets. Transportation companies, another component of the industrials sector, are subject to cyclical performance and therefore investment in such companies may experience occasional sharp price movements which may result from changes in the economy, fuel prices, labor agreements and insurance costs.

Information Technology Sector Risk — The value of stocks of information technology companies and companies that rely heavily on technology is particularly vulnerable to rapid changes in technology product cycles, rapid product obsolescence, government regulation, and competition, both domestically and internationally, including competition from competitors with lower production costs. In addition, many information technology companies have limited product lines, markets, financial resources or personnel. The prices of information technology companies and companies that rely heavily on technology, especially those of smaller, less-seasoned companies, tend to be more volatile and less liquid than the overall market. Information technology companies are heavily dependent on patent and intellectual property rights, the loss or impairment of which may adversely affect profitability. Additionally, companies in the information technology sector may face dramatic and often unpredictable changes in growth rates and competition for the services of qualified personnel.

Other Investment Companies (including ETFs) Risk — The Fund may invest directly in another investment company by purchasing shares of the investment company or indirectly by utilizing an investment company as the reference asset of a derivative instrument. By investing in another investment company, including an ETF, the Fund becomes a shareholder of that investment company and as a result, Fund shareholders indirectly bear the Fund's proportionate share of the fees and expenses of the other investment company, in addition to the fees and expenses of the Fund's own operations. As a shareholder, the Fund must rely on the other investment company to achieve its investment objective. The Fund's performance may be magnified positively or negatively by virtue of its investment in other investment companies. If the other investment company fails to achieve its investment objective, the value of the Fund's investment will not perform as expected, thus affecting the Fund's performance and its correlation with the Index. In addition, because shares of ETFs are listed and traded on national stock exchanges, their

shares may trade at a discount or a premium to an ETF's net asset value, and an ETF's market price may be more or less than the value of the index that the ETF tracks especially during periods of market volatility or disruption. Because the Fund transacts and prices its direct or indirect investments in ETFs at market price, the Fund's use of ETFs could have an adverse impact on the Fund's ability to achieve its investment objective. Investments in such shares may be subject to brokerage and other trading costs, which could result in greater expenses to the Fund. Finally, depending on the demand in the market, the Fund may not be able to liquidate its holdings in ETFs at an optimal price or time, which may adversely affect the Fund's performance.

Natural Disaster/Epidemic and Market Disruption Risk – Natural or environmental disasters, such as earthquakes, fires, floods, hurricanes, and tsunamis and widespread disease, including pandemics and epidemics have been and can be highly disruptive to economies and markets and have recently led, and may continue to lead to increased market volatility and significant market losses. Such natural disasters and health crises could exacerbate political, social and economic risks, and result in significant breakdowns, delays, shutdowns, social isolation, and other disruptions to important global, local and regional supply chains. A climate of uncertainty and panic, including the contagion of infectious viruses and diseases, may adversely affect global, regional, and local economies and reduce the availability of potential investment opportunities, and increases the difficulty of performing due diligence and modeling market conditions, potentially reducing the accuracy of financial projections. A widespread crisis would also affect the global economy in ways that cannot necessarily be foreseen. Adverse effects may be more pronounced for developing or emerging market countries that have less established health care systems. How long such events will last and whether they will continue or recur cannot be predicted.

Significant market volatility and market downturns may limit the Fund's ability to sell securities and obtain long exposure to securities, and the Fund's sales and long exposures may exacerbate the market volatility and downturn. Under such circumstances, the Fund may have difficulty achieving its investment objective for one or more trading days, which may adversely impact the Fund's returns on those days and periods inclusive of those days. Alternatively, the Fund may incur higher costs (including swap financing costs) in order to achieve its investment objective and may be forced to purchase and sell securities (including other ETFs' shares) at market prices that do not represent their fair value (including in the case of an ETF, its net asset value) or at times that result in differences between the price the Fund receives for the security or the value of the swap exposure and the market closing price of the security or the market closing value of the swap exposure. Under those circumstances, the Fund's ability to track its Index is likely to be adversely affected, the market price of Fund shares may reflect a greater premium or discount to net asset value and bid-ask spreads in the Fund's shares may widen, resulting in increased transaction costs for secondary market purchasers and sellers. The Fund may also incur additional tracking

error due to the use of futures contracts or other securities that are not perfectly correlated to the Index.

The recent pandemic spread of the novel coronavirus known as COVID-19 has proven to be a market disrupting event. The impact of this virus, like other pandemics that may arise in the future, has negatively affected, and may continue to negatively affect, the economies of many nations, companies, and the global securities and commodities markets, including by reducing liquidity in the markets. It is impossible to predict the full effects, durations and costs of the COVID-19 pandemic.

Market Risk — Turbulence in financial markets and reduced liquidity in equity, credit and fixed income markets may negatively affect many issuers worldwide, which could have an adverse effect on the Fund.

Historically, market cycles have included long term positive and negative periods. Since approximately 2008, the market has largely moved upward and accordingly, the market may be poised for a correction or downturn.

Large-Capitalization Company Risk — Large-capitalization companies may be less able to adapt to changing market conditions or to respond quickly to competitive challenges or to changes in business, product, financial, or market conditions and may not be able to maintain growth at rates that may be achieved by well-managed smaller and mid-size companies, which may affect the companies' returns.

Small- and/or Mid-Capitalization Company Risk — Small- and mid-capitalization companies often have narrower markets for their goods and/or services and more limited managerial and financial resources and often have limited product lines, services, markets, financial resources or are dependent on a small management group. Because these stocks are not well-known to the investing public, do not have significant institutional ownership and are followed by relatively few security analysts, there will normally be less publicly available information concerning these securities compared to what is available for the securities of larger companies. Adverse publicity and investor perceptions, whether or not based on fundamental analysis, can decrease the value and liquidity of securities held by the Fund resulting in more volatile performance. These companies may face greater risk of business failure, which could increase the volatility of the Fund's portfolio.

Foreign Securities Risk — Investing in, and/or having exposure to, foreign instruments may involve greater risks than investing in domestic instruments. As a result, the Fund's returns and net asset value may be affected to a large degree by fluctuations in currency exchange rates, political, diplomatic or economic conditions and regulatory requirements in other countries. The laws and accounting, auditing, and financial reporting standards in foreign countries typically are not as strict as they are in the U.S., and there may be less public information available about foreign companies. Additionally, the Fund may be impacted by a limitation on foreign ownership of securities, the imposition of withholding or other taxes, restrictions on the repatriation of cash or other assets, higher transaction and custody costs, delays in the

settlement of securities, difficulties in enforcing contractual obligations and lower levels of regulation in the securities markets.

International Closed-Market Trading Risk — Because the Fund may invest in, and/or have exposure to, securities that are traded in markets that are closed when the NYSE Arca, Inc. is open, there are likely to be deviations between its current value and its last sale price. As a result, premiums or discounts to net asset value may develop in share prices. Additionally, the performance of the Fund may vary from the performance of the Index.

Index Strategy Risk — The Fund is linked to an Index maintained by a third party provider unaffiliated with the Fund. Securities held by the Fund will generally not be bought or sold in response to market fluctuations and may be concentrated in a particular industry if the Index is so concentrated. The Fund will generally not sell a security because its issuer is in financial trouble or its value has declined, unless that holding is removed or is anticipated to be removed from the Index.

The Index relies on various sources of information to assess the securities included in the Index, including information that may be based on assumptions or estimates and there is no guarantee that the methodology utilized by the Index Provider will result in the Index achieving positive returns. There is no assurance that the Index Provider's calculation methodology or sources of information will provide an accurate assessment of the Index's securities. The Index may also underperform other asset classes or similar indices. Errors in Index data, Index computations or the construction of the Index in accordance with its methodology may occur from time to time and may not be identified and corrected by the Index Provider for a period of time or at all, which may have an adverse impact on the Fund and its shareholders.

The Fund's daily performance may deviate from a multiple of the daily return of the Index due to legal restrictions or limitations imposed by governments of certain countries, certain listing standards of the Fund's Exchange, a lack of liquidity on stock exchanges where securities trade, potential adverse tax consequences or other regulatory reasons (diversification requirements). The securities that comprise the Index are valued at the securities' closing prices on local foreign markets. The Fund or the ETF it utilizes to obtain exposure to the Index may fair value the Index's securities, which may adversely impact the Fund's ability to achieve its leveraged investment objective.

Liquidity Risk — Some securities held by the Fund, including derivatives, may be difficult to sell or be illiquid, particularly during times of market turmoil. Markets for securities or financial instruments could be disrupted by a number of events, including, but not limited to, an economic crisis, natural disasters, epidemics/pandemics, new legislation or regulatory changes inside or outside the United States. Illiquid securities may be difficult to value, especially in changing or volatile markets. If the Fund is forced to sell an illiquid security at an unfavorable time or price, the Fund may be adversely impacted. Certain market conditions or restrictions, such as market rules related to short sales, may prevent the Fund from limiting losses, realizing gains or achieving a high

correlation with its Index. There is no assurance that a security that is deemed liquid when purchased will continue to be liquid. Market illiquidity may cause losses for the Fund. To the extent that the Index value increases or decreases significantly, the Fund may be one of many market participants that are attempting to transact in the securities of the Index. Under such circumstances, the market for securities of the Index may lack sufficient liquidity for all market participants' trades. Therefore, the Fund may have more difficulty transacting in the securities or financial instruments and the Fund's transactions could exacerbate the price changes of the securities of the Index and may impact the ability of the Fund to achieve its investment objective.

Early Close/Trading Halt Risk — An exchange or market may close or issue trading halts on specific securities, or the ability to buy or sell certain portfolio securities or financial instruments may be restricted, which may result in the Fund being unable to buy or sell certain securities or financial instruments. In such circumstances, the Fund may be unable to rebalance its portfolio, may be unable to accurately price its investments, may incur significant tracking differences with its Index, may incur substantial losses and may limit or stop purchases of the Fund. If there is a significant intra-day market event and/or the securities of the Index experience a significant increase or decrease, the Fund may not meet its investment objective or rebalance its portfolio appropriately. Additionally, the Fund may close to purchases and sales of Shares prior to the close of regular trading on the NYSE Arca, Inc. and incur significant losses.

Equity Securities Risk — Investments in, and/or exposure to, publicly issued equity securities, including common stocks, are subject to market risks that may cause their prices to fluctuate over time. Fluctuations in the value of equity securities in which the Fund invests will cause the net asset value of the Fund to fluctuate.

High Portfolio Turnover Risk - Daily rebalancing of the Fund's holdings pursuant to its daily investment objective causes a much greater number of portfolio transactions when compared to most ETFs. Additionally, active market trading of the Fund's Shares on such exchanges as the NYSE Arca, Inc., could cause more frequent creation and redemption activities, which could increase the number of portfolio transactions. Frequent and active trading may lead to higher transaction costs because of increased broker commissions resulting from such transactions. In addition, there is the possibility of significantly increased short-term capital gains (which will be taxable to shareholders as ordinary income when distributed to them). The Fund calculates portfolio turnover without including the short-term cash instruments or derivative transactions that comprise the majority of the Fund's trading. As such, if the Fund's extensive use of derivative instruments were reflected, the calculated portfolio turnover rate would be significantly higher.

Non-Diversification Risk — The Fund is non-diversified, which means it invests a high percentage of its assets in a limited number of securities. Its net asset value and total return may fluctuate more or fall greater in times of weaker markets than a diversified fund.

Securities Lending Risk — Securities lending involves the risk that the Fund may lose money because the borrower of the loaned securities fails to return the securities in a timely manner or at all. The Fund could also lose money in the event of a decline in the value of collateral provided for loaned securities, a decline in the value of any investments made with cash collateral, or a "gap" between the return on cash collateral reinvestments and any fees the Fund has agreed to pay a borrower. These events could also trigger adverse tax consequences for the Fund.

Special Risks of Exchange-Traded Funds

Authorized Participants Concentration Risk. The Fund may have a limited number of financial institutions that may act as Authorized Participants. To the extent that those Authorized Participants exit the business or are unable to process creation and/or redemption orders, Shares may trade at larger bid-ask spreads and/or premiums or discounts to net asset value. Authorized Participant concentration risk may be heightened for a fund that invests in non-U.S. securities or other securities or instruments that have lower trading volumes.

Market Price Variance Risk. Fund Shares are listed for trading on NYSE Arca and can be bought and sold in the secondary market at market prices rather than at net asset value. The market prices of Shares will fluctuate in response to changes in the value of the Fund's holdings and supply and demand for Shares. Shareholders that purchase or sell Shares on the secondary market may trade Shares at a price greater than net asset value (a premium) or less than net asset value (a discount). There may be times when the market price and the net asset value vary significantly. The Fund's investment results are measured based upon the daily net asset value of the Fund over a period of time. Investors purchasing and selling Shares in the secondary market may not experience the same investment results as experienced by those creating and redeeming Shares at net asset value. There is no guarantee that an active secondary market will develop for Shares. To the extent that exchange specialists, market makers, Authorized Participants, or other participants are unavailable or unable to trade the Fund's Shares and/or create or redeem Creation Units, market disruptions or significant market volatility, bid-ask spreads and premiums or discounts may widen.

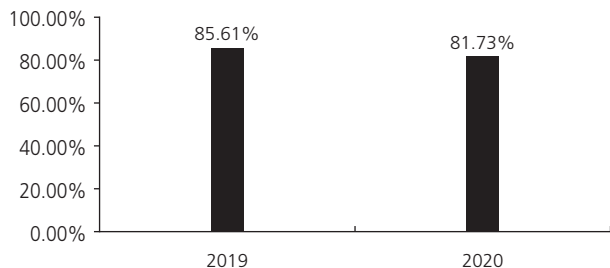
Fund Shares Trading Risk/Bid-Ask Spread Risk. Investments in Fund shares are subject to risks as a result of their trading in the secondary market. For example, investors transacting in the secondary market may incur costs as a result of there being a (potentially significant) spread (or difference) between the price that purchasers are willing to pay for shares (the bid) and the price at which sellers are willing to sell shares (the ask). This spread, which is known as a bid-ask spread, will vary based on, among other things, market demand for shares, the liquidity of the Fund portfolio and other factors. In addition, like other securities that are listed on an exchange, Fund shares can be sold short. Accordingly, their price can be volatile and they can be subject to pressure from short sales. Further, trading in all listed securities, including Fund shares, can be halted, including due to market volatility triggering "circuit breaker" rules.

Fund Performance

The following performance information provides some indication of the risks of investing in the Fund by demonstrating how its returns have varied from calendar year to calendar year. The bar chart shows changes in the Fund's performance from calendar year to calendar year. The table shows how the Fund's average annual returns for the one-year and since inception periods compare with those of one or more broad-based market indexes for the same periods. The Fund's past performance, before and after taxes, is not necessarily an indication of how the Fund will perform in the future. Updated performance is available on the Fund's website at www.direxion.com/etfs?producttab=performance or by calling the Fund toll-free at (866) 476-7523.

The performance noted below, and prior to October 30, 2020, reflects the Fund's previous daily leveraged investment objective, before fees and expenses, of 300% of the Index.

Total Return for the Calendar Year Ended December 31



During the period of time shown in the bar chart, the Fund's highest calendar quarter return was 105.73% for the quarter ended June 30, 2020 and its lowest calendar quarter return was -58.60% for the quarter ended March 31, 2020. The year-to-date return as of December 31, 2020 was 81.73%.

Average Annual Total Returns (for the periods ended December 31, 2020)

	1 Year	Since Inception 4/19/2018
Return Before Taxes	81.73%	-1.67%
Return After Taxes on Distributions	71.04%	-3.96%
Return After Taxes on Distributions and Sale of Fund Shares	48.16%	-2.24%
Indxx Global Robotics & Artificial Intelligence Thematic Index (Commenced Operations 8/29/2016) (reflects no deduction for fees, expenses or taxes)	51.65%	13.21%
S&P 500® Index (reflects no deduction for fees, expenses or taxes)	18.40%	15.06%

After-tax returns are calculated using the historically highest individual federal marginal income tax rates and do not reflect the impact of state and local taxes. Actual after-tax returns depend on an investor's tax situation and may differ from those shown, and after-tax returns are not relevant to investors who hold their Fund shares through tax-deferred arrangements, such as 401(k) plans or individual retirement accounts. In addition, the "Return After Taxes on Distributions and Sale of Fund Shares" is higher for the since inception

period because the calculation recognizes a capital loss upon the redemption of Fund shares and assumes the investor received the benefit of a tax deduction.

Annual returns are required to be shown and should not be interpreted as suggesting that the Fund should or should not be held for long periods of time.

Management

Investment Adviser. Rafferty Asset Management, LLC is the Fund's investment adviser.

Portfolio Managers. The following members of Rafferty's investment team are jointly and primarily responsible for the day-to-day management of the Fund:

Portfolio Managers	Years of Service with the Fund	Primary Title
Paul Brigandi	Since Inception in April 2018	Portfolio Manager
Tony Ng	Since Inception in April 2018	Portfolio Manager

Purchase and Sale of Fund Shares

The Fund's individual shares may only be purchased or sold in the secondary market through a broker-dealer or other financial intermediaries at market price rather than at net asset value. The market price of Shares will fluctuate in response to changes in the value of the Fund's holdings and supply and demand for the Shares, which may result in shareholders purchasing or selling the Shares on the secondary market at a market price that is greater than net asset value (a premium) or less than net asset value (a discount). A shareholder may incur costs attributable to the difference between the highest price a buyer is willing to pay for the Fund's Shares (bid) and the lowest price a seller is willing to accept for the Fund's Shares (ask) when buying or selling Shares on the secondary market (the "bid-ask spread") in addition to brokerage commissions. The bid-ask spread may vary over time for Shares based on trading volume and market liquidity. Recent information regarding the Fund Shares such as net asset value, market price, premiums and discounts and bid-ask spreads and related other information is available on the Fund's website, www.direxion.com/etfs?producttab=performance.

The Fund's shares are not individually redeemable by the Fund. The Fund will issue and redeem Shares only to Authorized Participants in exchange for cash or a deposit or delivery of a basket of assets (securities and/or cash) in large blocks, known as creation units, each of which is comprised of 50,000 Shares.

If a market disruption or similar event occurs, making it not reasonably practicable for the Fund to dispose of its securities or to determine its net asset value, the Fund could seek to limit or suspend purchases of creation units. Under such circumstances, the Fund's shares could trade at a significant premium or discount to their net asset value or wide bid-ask spreads and the Fund could experience substantial redemptions, which may cause the Fund to sell portfolio holdings, experience increased transaction costs and make greater taxable distributions. The Fund may seek to change its investment objective by, for example, seeking

to track an alternative index or changing its leverage multiplier. The Fund could liquidate all, or a portion of, its assets, which may be at unfavorable prices or the Fund may close.

Tax Information

The Fund intends to make distributions that may be taxed as ordinary income or long-term capital gains. Those distributions will be subject to federal income tax and may also be subject to state and local taxes, unless you are investing through a tax-deferred arrangement, such as a 401(k) plan or an individual retirement account. Distributions or investments made through tax-deferred arrangements may be taxed later upon withdrawal. Distributions by the Fund may be significantly higher than those of most other ETFs.

Payments to Broker-Dealers and Other Financial Intermediaries

If you purchase shares of the Fund through a broker-dealer or other financial intermediary (such as a bank or financial advisor), the Fund and/or its Adviser may pay the intermediary for the sale of Fund shares and related services. These payments may create a conflict of interest by influencing the broker-dealer or other financial intermediary and your salesperson to recommend the Fund over another investment. Ask your salesperson or visit your financial intermediary's website for more information.

OVERVIEW OF THE FUNDS

The Direxion Shares ETF Trust (the "Trust") is a registered investment company offering a number of separate exchange-traded funds ("ETFs"). This Prospectus describes the ETFs noted in the table below (each a "Fund" and collectively the "Funds"). Rafferty Asset Management, LLC serves as the investment advisor to each Fund ("Rafferty" or the "Adviser").

The Direxion Daily CSI 300 China A Share Bull 2X Shares and the Direxion Daily CSI China Internet Index Bull 2X Shares are collectively referred to as the "China Funds."

The Funds with the word "Bull" in their name (collectively, the "Bull Funds"), attempt to provide investment results that correlate positively to the return of an underlying index, meaning the Bull Funds attempt to move in the same direction as the underlying index. The Funds with the word "Bear" in their name (the "Bear Funds"), attempt to provide investment results that correlate negatively to the return of an underlying index, meaning that each Bear Fund attempts to move in the opposite or inverse direction of the underlying index. As used in this Prospectus, the terms "daily," "day," and "trading day," refer to the period from the close of the markets on one trading day to the close of the markets on the next trading day.

As shown in the table below, each Bull Fund seeks daily leveraged investment results, before fees and expenses, of 200% of the performance of its underlying index and each Bear Fund seeks daily inverse leveraged investment results, before fees and expenses, of 200% of the inverse of the performance of its underlying index. The Funds seek leveraged investment results on a daily basis — from the close of regular trading on one trading day to the close on the next trading day — which should not be equated with seeking a leveraged investment objective for any other period.

Each Fund seeks to provide a return which is a multiple of the daily performance of its underlying index. No Fund attempts to, and no Fund should be expected to, provide returns which are a multiple of the return of the underlying index for periods other than a single day. Each Fund rebalances its portfolio on a daily basis, increasing exposure in response to that day's gains or reducing exposure in response to that day's losses.

Also, the exposure to the underlying index received by an investor who purchases a Fund intra-day will differ from the Fund's stated daily leveraged investment objective by an amount determined by the movement of the underlying index from its value at the end of the prior day. If the underlying index moves in a direction favorable to the Fund between the close of the market on one trading day through the time on the next trading day when the investor purchases Fund shares, the investor will receive less exposure to the underlying index than the stated fund daily leveraged investment objective. Conversely, if the underlying index moves in a direction adverse to the Fund, the investor will receive more exposure to the underlying index than the stated fund daily leveraged investment objective.

The Funds are designed as short-term trading vehicles. The Funds are intended to be used by investors who intend to actively monitor and manage their portfolios.

Fund	Underlying Index	Daily Leveraged Investment Objective
Direxion Daily S&P 500® Bull 2X Shares	S&P 500® Index	200%
Direxion Daily MSCI Brazil Bull 2X Shares	MSCI Brazil 25/50 Index	200%
Direxion Daily CSI 300 China A Share Bull 2X Shares	CSI 300 Index	200%
Direxion Daily CSI China Internet Index Bull 2X Shares	CSI Overseas China Internet Index	200%
Direxion Daily MSCI India Bull 2X Shares	MSCI India Index	200%
Direxion Daily Latin America Bull 2X Shares	S&P Latin America 40 Index	200%
Direxion Daily Russia Bull 2X Shares	MVIS Russia Index	200%
Direxion Daily Cloud Computing Bull 2X Shares	Indxx USA Cloud Computing Index	200%
Direxion Daily Cloud Computing Bear 2X Shares		-200%
Direxion Daily Energy Bull 2X Shares	Energy Select Sector Index	200%
Direxion Daily Energy Bear 2X Shares		-200%

Fund	Underlying Index	Daily Leveraged Investment Objective
Direxion Daily Gold Miners Index Bull 2X Shares	NYSE Arca Gold Miners Index	200%
Direxion Daily Gold Miners Index Bear 2X Shares		-200%
Direxion Daily Junior Gold Miners Index Bull 2X Shares	MVIS Global Junior Gold Miners Index	200%
Direxion Daily Junior Gold Miners Index Bear 2X Shares		-200%
Direxion Daily S&P Oil & Gas Exp. & Prod. Bull 2X Shares	S&P Oil & Gas Exploration & Production Select Industry Index	200%
Direxion Daily S&P Oil & Gas Exp. & Prod. Bear 2X Shares		-200%
Direxion Daily Robotics, Artificial Intelligence & Automation Index Bull 2X Shares	Indxx Global Robotics and Artificial Intelligence Thematic Index	200%

Shares of the Funds ("Shares") are listed and traded on the NYSE Arca, Inc. (the "Exchange"), where the market prices for the Shares may be different from the intra-day value of the Shares disseminated by the Exchange and from their net asset value ("NAV"). Unlike conventional mutual funds, Shares are not individually redeemable directly with a Fund. Rather, each Fund issues and redeems Shares on a continuous basis at NAV only in large blocks of Shares called "Creation Units." A Creation Unit consists of 50,000 Shares. Creation Units of the Funds are issued and redeemed in cash and/or in-kind for securities included in the relevant underlying index. As a result, retail investors generally will not be able to purchase or redeem Shares directly from, or with, each Fund. Most retail investors will purchase or sell Shares in the secondary market through a broker.

In order to provide additional information regarding the value of Shares of a Fund, the Exchange, a market data vendor or other information provider, disseminates an Intraday Optimized Portfolio Value ("IOPV") for each Fund. Each Fund's IOPV is expected to be disseminated every 15 seconds during the regular trading hours of the Exchange. The IOPV is based on the current market value of the securities and cash required to be deposited in exchange for a Creation Unit. The IOPV does not necessarily reflect the precise composition of the current portfolio holdings of a Fund as of a particular point in time, or an accurate valuation of the current portfolio. The quotations of certain Fund holdings may not be updated during U.S. trading hours if such holdings do not trade in the U.S. The Funds are not involved in, nor responsible for, the calculation or dissemination of the IOPV and make no representations or warranty as to its accuracy.

The Funds are not suitable for all investors. The Funds are designed to be utilized only by sophisticated investors, such as traders and active investors employing dynamic strategies. Such investors are expected to monitor and manage their portfolios frequently. Investors in the Funds should: (a) understand the risks associated with the use of leverage; (b) understand the consequences of seeking daily leveraged investment results; (c) for each Bear Fund, understand the risk of shorting; (d) intend to actively monitor and manage their investments. Investors who do not understand the Funds or do not intend to actively manage their funds and monitor their investments should not buy the Funds.

There is no assurance that the Funds will achieve their investment objective and an investment in a Fund could lose money. No single Fund is a complete investment program.

Changes in Investment Objective. Each Fund's investment objective is not a fundamental policy and may be changed by the Funds' Board of Trustees without shareholder approval.

ADDITIONAL INFORMATION REGARDING INVESTMENT TECHNIQUES AND POLICIES

Rafferty uses statistical and quantitative analysis to determine the investments each Fund makes and the techniques it employs. Rafferty relies upon a pre-determined model to generate orders that result in repositioning each Fund's investments in accordance with its daily leveraged investment objective. Using this approach, Rafferty determines the type, quantity and mix of investment positions that it believes in combination should produce daily returns consistent with a Fund's investment objective. In general, if a Fund is performing as designed, the return of the underlying index will dictate the return for that Fund. Rafferty does not invest the assets of a Fund in securities, derivatives or other investments based on Rafferty's view of the investment merit of a particular security, instrument or company, nor does it conduct conventional investment research or analysis or forecast market movements or trends. Each Fund generally pursues its investment objective regardless of the market conditions and does not take defensive positions.

For the Bull Funds, Rafferty attempts to provide two times the returns of its underlying index for a one-day period. Each Bear Fund is managed to provide two times the inverse (or opposite) of the return of its underlying index for a one-day period. To do this, Rafferty creates net “long” positions for the Bull Funds and net “short” positions for the Bear Funds. (Rafferty may create short positions in the Bull Funds and long positions in the Bear Funds even though the net exposure in the Bull Funds will be long and the net exposure in the Bear Funds will be short.) Long positions move in the same direction as its underlying index, advancing when the underlying index advances and declining when the underlying index declines. Short positions move in the opposite direction of the underlying index, advancing when the underlying index declines and declining when the underlying index advances. Additionally, none of the Funds seek income that is exempt from federal, state or local income taxes.

At the close of the markets each trading day, each Fund will position its portfolio to ensure that the Fund’s exposure to its underlying index is consistent with the Fund’s stated investment objective. The impact of market movements during the day determines whether a portfolio needs to be repositioned. If the underlying index has risen on a given day, a Bull Fund’s net assets should rise, meaning its exposure will typically need to be increased. Conversely, if the underlying index has fallen on a given day, a Bull Fund’s net assets should fall, meaning its exposure will typically need to be reduced. If the underlying index has risen on a given day, a Bear Fund’s net assets should fall, meaning its exposure will typically need to be reduced. If the underlying index has fallen on a given day, a Bear Fund’s net assets should rise, meaning its exposure will typically need to be increased. Any of the Funds’ portfolios may also need to be changed to reflect changes in the composition of its underlying index.

Each Fund has a clearly articulated daily leveraged investment objective which requires the Fund to seek economic exposure in excess of its net assets (*i.e.*, economic leverage). To meet its objectives, each Fund invests in some combination of financial instruments so that it generates economic exposure consistent with the Fund’s investment objective.

The Funds generally may hold a representative sample of the securities in the underlying index. The sampling of securities that is held by a Fund is intended to maintain high correlation with, and similar aggregate characteristics (*e.g.*, market capitalization and industry weightings) to, the underlying index. A Fund also may invest in securities that are not included in its underlying index or may overweight or underweight certain components of the underlying index. Certain Funds’ assets may be concentrated in an industry or group of industries to the extent that a Fund’s underlying index concentrates in a particular industry or group of industries. In addition, each Fund offered in this Prospectus is non-diversified, which means that it may invest in the securities of a limited number of issuers.

The Effects of Fees and Expenses on the Return of a Bull Fund for a Single Trading Day. To create the necessary exposure, a Bull Fund uses leveraged investment techniques, which necessarily incur brokerage and financing charges. In light of these charges and each Bull Fund’s operating expenses, the expected return of a Bull Fund over one trading day is equal to the gross expected return, which is the daily underlying index return multiplied by a Bull Fund’s daily leveraged investment objective, minus (i) financing charges incurred by the portfolio and (ii) daily operating expenses. For instance, if the Energy Select Sector Index returns 2% on a given day, the gross expected return of the Direxion Daily Energy Bull 2X Shares would be 4%, but the net expected return, which factors in the cost of financing the portfolio and the impact of operating expenses, would be lower. Each Bull Fund will reposition its portfolio at the end of every trading day. Therefore, if an investor purchases Fund shares at close of the markets on a given trading day, the investor’s exposure to the underlying index of a Bull Fund would reflect 200% of the performance of the underlying index during the following trading day, subject to the charges and expenses noted above.

The Effects of Fees and Expenses on the Return of a Bear Fund for a Single Trading Day. To create the necessary exposure, a Bear Fund engages in short selling — borrowing and selling securities it does not own. The money that a Bear Fund receives from short sales — the short sale proceeds — is an asset of the Bear Fund that can generate income to help offset the Bear Fund’s operating expenses. However, the costs of creating short exposure, which may require the Bear Fund’s counterparties to borrow and sell certain securities, may offset or outweigh such income. As the holder of a short position, a Bear Fund also is responsible for paying the dividends and interest accruing on the short position, which is an expense to the Bear Fund that could cause the Fund to lose money on the short sale and may adversely affect its performance. Each Bear Fund will reposition its portfolio at the end of every trading day. Therefore, if an investor purchases Bear Fund shares at close of the markets on a given trading day, the investor’s exposure to the underlying index of a Bear Fund would reflect 200% of the inverse performance of the underlying index during the following trading day, subject to the charges and expenses noted above.

A Fund may have difficulty in achieving its daily leveraged investment objective due to fees, expenses, transaction costs, income items, accounting standards, significant purchase and redemption activity by Fund shareholders and/or disruptions or a temporary lack of liquidity in the markets for the securities held by the Fund. Additionally, if a Fund’s underlying index includes foreign securities or a Fund tracks a foreign market index where the foreign market closes before or after the New York Stock Exchange (“NYSE”) closes (generally at 4 p.m. Eastern Time), the performance of the underlying index may differ from the expected daily leveraged performance. As such, correlation to an underlying index for Funds that track an underlying index that includes foreign securities will generally be measured by comparing the daily change in a Fund’s NAV per share to the performance of one or more U.S. ETFs that tracks the same underlying index.

An exchange or market may close or issue trading halts on specific securities, or the ability to buy or sell certain securities or financial instruments may be restricted, which may result in a Fund being unable to buy or sell certain securities or financial instruments. In such circumstances, a Fund may be unable to rebalance its portfolio, may be unable to accurately price its investments and/or may incur substantial trading losses.

If a Fund is unable to obtain sufficient leveraged or leveraged inverse exposure to its underlying index due to the limited availability of necessary investments or financial instruments, a Fund could, among other things, fail to meet its daily investment objective, increase transaction fees, or limit or suspend creation units until the Adviser determines that the requisite exposure to its underlying index is obtainable. Under such circumstances, a Fund could trade at significant bid-ask spreads, premiums or discounts to its NAV and could experience substantial redemptions.

A Cautionary Note to Investors Regarding Dramatic Index Movement. A Fund could lose an amount greater than its net assets in the event of a movement of its underlying index in excess of 50% in a direction adverse to the Fund (meaning a decline in the value of the underlying index of a Bull Fund and a gain in the value of the underlying index for a Bear Fund). Rafferty will attempt to position each Fund's portfolio to ensure that a Fund does not gain or lose more than 90% of its NAV on a given day. If Rafferty successfully positions a Fund's portfolio to provide such limits, a Fund's portfolio and NAV will not be responsive to movements in its underlying index beyond 50% in a given day, whether that movement is favorable or adverse to the Fund. For example, if a Fund's underlying index were to gain 50%, the Fund would be limited to a daily gain of 90%, which corresponds to 200% of an underlying index gain of 45%, rather than 100%, which is 200% of the underlying index gain of 50%. It may not be possible to limit a Fund's losses, and shareholders should not expect such protection. The risk of total loss exists.

If the underlying index of a Fund has a dramatic adverse move that causes a material decline in a Fund's net assets, the terms of a Fund's swap agreements may permit the counterparty to immediately close out the swap transaction. In that event, a Fund may be unable to enter into another swap agreement or invest in other derivatives to achieve exposure consistent with a Fund's investment objective. This may prevent a Fund from achieving its leveraged or inverse leveraged investment objective, even if the underlying index later reverses all or a portion the move, and result in significant losses.

Examples of the Impact of Daily Leverage and Compounding. Because each Fund's exposure to its underlying index is repositioned on a daily basis, for a holding period longer than one day, the pursuit of a daily investment objective will result in daily leveraged compounding for the Funds. This means that the return of an underlying index over a period of time greater than one day multiplied by a Fund's daily leveraged investment objective (e.g., 200% or -200%) generally will not equal a Fund's performance over that same period. As a consequence, investors should not plan to hold the Funds unmonitored for periods longer than a single trading day. This deviation increases with higher volatility in its underlying index and longer holding periods. Further, the return for investors that invest for periods less than a full trading day or for a period different than a trading day will not be the product of the return of a Fund's stated daily leveraged investment objective and the performance of the underlying index for the full trading day. The actual exposure will largely be a function of the performance of the its underlying index from the end of the prior trading day.

Consider the following examples:

Mary is considering investments in two Funds, Funds A and B. Fund A is a traditional index ETF which seeks (before fees and expenses) to match the performance of the XYZ index. Fund B is a leveraged ETF and seeks daily leveraged investment results (before fees and expenses) that correspond to 200% of the daily performance of the XYZ index.

On Day 1, the XYZ index increases in value from \$100 to \$105, a gain of 5%. On Day 2, the XYZ index declines from \$105 back to \$100, a loss of 4.76%. In the aggregate, the XYZ index has not moved.

An investment in Fund A would be expected to gain 5% on Day 1 and lose 4.76% on Day 2, returning the investment its original value. The following example assumes a \$100 investment in Fund A when the index is also valued at \$100:

Day	Index Value	Index Performance	Value of Fund A Investment
	\$100.00		\$100.00
1	\$105.00	5.00%	\$105.00
2	\$100.00	-4.76%	\$100.00

The same \$100 investment in Fund B would be expected to gain 10% on Day 1 (200% of 5%) but decline 9.52% on Day 2.

Day	Index Performance	200% of Index Performance	Value of Fund B Investment
			\$100.00
1	5.00%	10.0%	\$110.00
2	-4.76%	-9.52%	\$99.52

Although the percentage decline in Fund B is smaller on Day 2 than the percentage gain on Day 1, the loss is applied to a higher principal amount, so the investment in Fund B experiences a loss even when the aggregate index value for the two-day period has not declined. (These calculations do not include the charges for fund fees and expenses.)

As you can see, an investment in Fund B has additional risks due to the effects of leverage and compounding.

An investor who purchases shares of a Fund intra-day will generally receive more, or less, than 200% exposure to the underlying index from that point until the end of the trading day. The actual exposure will be largely a function of the performance of the underlying index from the end of the prior trading day. If a Fund's shares are held for a period longer than a single trading day, the Fund's performance is likely to deviate from 200% or -200% of the return of the underlying index's performance for the longer period. This deviation will increase with higher underlying index volatility and longer holding periods.

Examples of the Impact of Index Volatility. Each Fund rebalances its portfolio on a daily basis, increasing exposure in response to that day's gains or reducing exposure in response to that day's losses. Daily rebalancing will typically cause a Fund to lose money if the underlying index experiences volatility. An index's volatility rate is a statistical measure of the magnitude of fluctuations in the index's returns over a defined period. For periods longer than a trading day, volatility in the performance of the underlying index from day to day is the primary cause of any disparity between a Fund's actual returns and the returns of the underlying index for such period. Volatility causes such disparity because it exacerbates the effects of compounding on a Fund's returns. In addition, the effects of volatility are magnified in the Funds due to leverage. Consider the following three examples that demonstrate the effect of volatility on a hypothetical fund:

Example 1 – Underlying Index Experiences Low Volatility

Mary invests \$10.00 in a hypothetical Bull Fund at the close of trading on Day 1. During Day 2, the Fund's underlying index rises from 100 to 102, a 2% gain. Mary's investment rises 4% to \$10.40. Mary holds her investment through the close of trading on Day 3, during which the Fund's underlying index rises from 102 to 104, a gain of 1.96%. Mary's investment rises to \$10.81, a gain during Day 3 of 3.92%. For the two day period since Mary invested in the Fund, the underlying index gained 4% although Mary's investment increased by 8.1%. Because the underlying index continued to trend upwards with low volatility, Mary's return closely correlates to the 200% return of the return of the underlying index for the period.

John invests \$10.00 in a hypothetical Bear Fund at the close of trading on Day 1. During Day 2, the Fund's underlying index gains 2%, and John's investment falls by 4% to \$9.60. On Day 3, the underlying index rises by 1.96%, and John's Fund falls by 3.92% to \$9.22. For the two day period the underlying index returned 4% while the Fund lost 7.8%. John's return still correlates to -200% return of the underlying index, but not as closely as Mary's investment in the Bull Fund.

Example 2 – Underlying Index Experiences High Volatility

Mary invests \$10.00 in a hypothetical Bull Fund after the close of trading on Day 1. During Day 2, the Fund's underlying index rises from 100 to 102, a 2% gain, and Mary's investment rises 4% to \$10.40. Mary continues to hold her investment through the end of Day 3, during which the Fund's underlying index declines from 102 to 98, a loss of 3.92%. Mary's investment declines by 7.84%, from \$10.40 to \$9.58. For the two day period since Mary invested in the Fund, the Fund's underlying index lost 2% while Mary's investment decreased from \$10 to \$9.58, a 4.2% loss. The volatility of the underlying index affected the correlation between the underlying index's return for the two day period and Mary's return. In this situation, Mary lost more than two times the return of the underlying index.

Conversely, John invests \$10.00 in a hypothetical Bear Fund after the close of trading on Day 1. During Day 2, the Fund's underlying index rises from 100 to 102, a 2% gain, and John's investment falls 4% to \$9.60. John continues to hold his investment through the end of Day 3, during which the Fund's underlying index declines from 102 to 98, a loss of 3.92%. John's investment rises by 7.84%, from \$9.60 to \$10.35. For the two day period since John invested in the Fund, the Fund's underlying index lost 2% while John's investment increased from \$10 to \$10.35, a 3.5% gain. The volatility of the underlying index affected the correlation between the underlying index's return for the two day period and John's return. In this situation, John gained less than two times the return of the underlying index.

Example 3 – Intra-day Investment with Volatility

The examples above assumed that Mary purchased the hypothetical Bull Fund at the close of trading on Day 1 and sold her investment at the close of trading on a subsequent day. However, if she made an investment intra-day, she would have received a beta determined by the performance of the underlying index from the end of the prior trading day until her time of purchase on the next trading day. Consider the following example.

Mary invests \$10.00 in a hypothetical Bull Fund at 11 a.m. on Day 2. From the close of trading on Day 1 until 11 a.m. on Day 2, the underlying index moved from 100 to 102, a 2% gain. In light of that gain, the Fund beta at the point at which Mary invests is 196%. During the remainder of Day 2, the Fund's underlying index rises from 102 to 110, a gain of 7.84%, and Mary's investment rises 15.4% (which is the underlying index gain of 7.84% multiplied by the 196% beta that she received) to \$11.54. Mary continues to hold her investment through the close of trading on Day 3, during which the Fund's underlying index declines from 110 to 90, a loss of 18.18%. Mary's investment declines by 36.4%, from \$11.54 to \$7.34. For the period of Mary's investment, the Fund's underlying index declined from 102 to 90, a loss of 11.76%, while Mary's investment decreased from \$10.00 to \$7.34, a 27% loss. The volatility of the underlying index affected the correlation

between the underlying index's return for period and Mary's return. In this situation, Mary lost more than two times the return of the underlying index. Mary was also hurt because she missed the first 2% move of the underlying index and had a beta of 196% for the remainder of Day 2.

Market Volatility. Each Fund seeks to provide a return which is a multiple of the daily performance of its underlying index. No Fund attempts to, and no Fund should be expected to, provide returns which are a multiple of the return of the underlying index for periods other than a single day. Each Fund rebalances its portfolio on a daily basis, increasing exposure in response to that day's gains or reducing exposure in response to that day's losses.

Daily rebalancing will impair a Fund's performance if the underlying index experiences volatility. For instance, a Bull Fund would be expected to lose 4% (as shown in Table 1 below) if its underlying index provided no return over a one year period and experienced annualized volatility of 20%. The Bear Fund would be expected to lose 12% (as shown in Table 1 below) if its underlying index provided no return over a one year period and had annualized volatility of 20%. If the underlying index's annualized volatility were to rise to 40%, the hypothetical loss for a one year period for a Bull Fund widens to approximately 15% while the loss for a Bear Fund rises to 45%.

Table 1

Volatility Range	2X Bull Fund Loss	2X Bear Fund Loss
10%	-1%	-3%
20%	-4%	-12%
30%	-9%	-26%
40%	-15%	-45%
50%	-23%	-65%
60%	-33%	-92%
70%	-47%	-99%
80%	-55%	-99%
90%	-76%	-99%
100%	-84%	-99%

Note that at higher volatility levels, there is a chance of a complete loss of Fund assets even if the underlying index is flat. For instance, if annualized volatility of an underlying index were 90%, a Bull Fund based on that underlying index would be expected to lose 76% and a Bear Fund based on that underlying index would be expected to lose 99% of its value, even if the underlying index returned 0% for the year.

Table 2 shows the annualized historical volatility rate for the Funds' underlying indices over the five year period ended December 31, 2020. If an index has been in existence for less than 5 years, its inception date is noted next to its name in Table 2. The underlying indices have annualized historical volatility rates over that period ranging from 18.53% to 45.31%. Since market volatility has negative implications for Funds which rebalance daily, investors should be sure to monitor and manage their investments in the Funds particularly in volatile markets. The negative implications of volatility in Table 1 can be combined with the recent volatility ranges of various indices in Table 2 to give investors some sense of the risks of holding the Funds for longer periods over the past five years. Historical index volatility and performance are not likely indicative of future volatility and performance.

Table 2 – Historic Volatility of each Fund's Benchmark Index

Index	5-Year Historical Volatility Rate
CSI 300 Index	21.32%
CSI Overseas China Internet Index	25.88%
Energy Select Sector Index	32.84%
Indxx Global Robotics and Artificial Intelligence Thematic Index (Commenced Operations 8/29/16)	18.53%
Indxx USA Cloud Computing Index (Commenced Operations 3/29/2019)	27.01%
MSCI Brazil 25/50 Index	35.86%
MSCI India Index	20.03%
MVIS Global Junior Gold Miners Index	37.42%
MVIS Russia Index	24.75%
NYSE Arca Gold Miners Index	33.34%
S&P 500® Index	19.23%
S&P Latin America 40 Index	30.51%
S&P Oil & Gas Exploration & Production Select Industry Index	45.31%

The Projected Returns of Funds for Intra-Day Purchases. Because the Funds rebalance their portfolios once daily, an investor who purchases shares during a day will likely have more, or less, than 200% leveraged investment exposure to the underlying index. The exposure to the underlying index received by an investor who purchases a Fund intra-day will differ from the Fund's stated daily leveraged investment objective (e.g., 200% or -200%) by an amount determined by the movement of the underlying index from its value at the end of the prior day. If the underlying index moves in a direction favorable to the Fund between the close of the market on one trading day through the time on the next trading day when the investor purchases Fund shares, the investor will receive less exposure to the underlying index than the stated fund daily leveraged investment objective (e.g., 200% or -200%). Conversely, if the underlying index moves in a direction adverse to the Fund, the investor will receive more exposure to the underlying index than the stated fund daily leveraged investment objective (e.g., 200% or -200%).

Table 3 below indicates the exposure to the underlying index that an intra-day purchase of a Bull Fund would be expected to provide based upon the movement in the value of a Bull Fund's underlying index from the close of the market on the prior trading day. Such exposure holds until a subsequent sale on that same trading day or until the close of the market on that trading day. For instance, if the underlying index of a Bull Fund has moved 5% in a direction favorable to a Bull Fund, the investor would receive exposure to the performance of the underlying index from that point until the investor sells later that day or the end of the day equal to approximately 191% of the investor's investment.

Conversely, if the underlying index has moved 5% in a direction unfavorable to a Bull Fund, an investor at that point would receive exposure to the performance of the underlying index from that point until the investor sells later that day or the end of the day equal to approximately 211% of the investor's investment.

The table includes a range of underlying index moves from 20% to -20% for a Bull Fund. Movement of the underlying index beyond the range noted below will result in exposure further from the Bull Fund's daily leveraged investment objective.

Table 3

Index Move	Resulting Exposure for Bull Fund
-20%	267%
-15%	243%
-10%	225%
-5%	211%
0%	200%
5%	191%
10%	183%
15%	177%
20%	171%

Table 4 below indicates the exposure to the underlying index that an intra-day purchase of a Bear Fund would be expected to provide based upon the movement in the value of a Bear Fund's underlying index from the close of the market on the prior trading day. Such exposure holds until a subsequent sale on that same trading day or until the close of the market on that trading day. Table 4 indicates that, if a Bear Fund's underlying index has moved 5% in a direction favorable to a Bear Fund, the investor would receive exposure to the performance of the underlying index from that point until the investor sells later that day or the end of the day equal to approximately -173% of the investor's investment. Conversely, if the underlying index has moved 5% in a direction unfavorable to a Bear Fund, an investor would receive exposure to the performance of the Bear Fund's underlying index from that point until the investor sells later that day or the end of the day equal to approximately 233% of the investor's investment.

The table includes a range of underlying index moves from 20% to -20% for a Bear Fund. Movement of the underlying index beyond the range noted below will result in exposure further from the Bear Fund's daily inverse leveraged investment objective.

Table 4

Index Move	Resulting Exposure for Bear Fund
-20%	114%
-15%	131%
-10%	150%
-5%	173%
0%	200%
5%	233%
10%	275%
15%	329%
20%	400%

The Projected Returns of the Funds for Periods Other Than a Single Trading Day. The Funds seek leveraged investment results on a daily basis — from the close of regular trading on one trading day to the close on the next trading day — which should not be equated with seeking a leveraged investment objective for any other period. For instance, if the Energy Select Sector Index gains 10% for a week, the Direxion Daily Energy Bull 2X Shares should not be expected to provide a return of 20% for the week even if it meets its daily leveraged investment objective throughout the week. This is true because of the financing charges noted above but also because the pursuit of daily goals may result in daily leveraged compounding, which means that the return of an underlying index over a period of time greater than one day multiplied by a Fund’s daily leveraged investment objective or inverse daily leveraged investment objective (e.g., 200% or -200%) will not generally equal a Fund’s performance over that same period. In addition, the effects of compounding become greater the longer Shares are held beyond a single trading day.

The following tables set out a range of hypothetical daily performances during a given 10 trading days of a hypothetical underlying index and demonstrate how changes in the hypothetical underlying index impact the hypothetical Funds’ performance for a trading day and cumulatively up to, and including, the entire 10 trading day period. The charts are based on a hypothetical \$100 investment in hypothetical Funds over a 10 trading day period and do not reflect fees or expenses of any kind.

Table 5 – The Index Lacks a Clear Trend

	Index			Bull Fund			Bear Fund		
	Value	Daily Performance	Cumulative Performance	NAV	Daily Performance	Cumulative Performance	NAV	Daily Performance	Cumulative Performance
	100			\$100.00			\$100.00		
Day 1	105	5.00%	5.00%	\$110.00	10.00%	10.00%	\$ 90.00	-10.00%	-10.00%
Day 2	110	4.76%	10.00%	\$120.48	9.52%	20.47%	\$ 81.43	-9.52%	-18.57%
Day 3	100	-9.09%	0.00%	\$ 98.57	-18.18%	-1.43%	\$ 96.23	18.18%	-3.76%
Day 4	90	-10.00%	-10.00%	\$ 78.86	-20.00%	-21.14%	\$115.48	20.00%	15.48%
Day 5	85	-5.56%	-15.00%	\$ 70.10	-11.12%	-29.91%	\$128.31	11.12%	28.33%
Day 6	100	17.65%	0.00%	\$ 94.83	35.30%	-5.17%	\$ 83.03	-35.30%	-16.97%
Day 7	95	-5.00%	-5.00%	\$ 85.35	-10.00%	-14.65%	\$ 91.33	10.00%	-8.67%
Day 8	100	5.26%	0.00%	\$ 94.34	10.52%	-5.68%	\$ 81.71	-10.52%	-18.28%
Day 9	105	5.00%	5.00%	\$103.77	10.00%	3.76%	\$ 73.54	-10.00%	-26.45%
Day 10	100	-4.76%	0.00%	\$ 93.89	-9.52%	-6.12%	\$ 80.55	9.52%	-19.45%

The cumulative performance of the hypothetical underlying index in Table 5 is 0% for 10 trading days. The return of the hypothetical Bull Fund for the 10 trading day period is -6.12%, while the return of the hypothetical Bear Fund is -19.45%. The volatility of the hypothetical underlying index’s performance and lack of a clear trend results in performance for each hypothetical Fund for the period which bears little relationship to the performance of the hypothetical underlying index for the 10 trading day period.

Table 6 – The Index Rises in a Clear Trend

	Index			Bull Fund			Bear Fund		
	Value	Daily Performance	Cumulative Performance	NAV	Daily Performance	Cumulative Performance	NAV	Daily Performance	Cumulative Performance
	100			\$100.00			\$100.00		
Day 1	102	2.00%	2.00%	\$104.00	4.00%	4.00%	\$ 96.00	-4.00%	-4.00%
Day 2	104	1.96%	4.00%	\$108.08	3.92%	8.08%	\$ 92.24	-3.92%	-7.76%
Day 3	106	1.92%	6.00%	\$112.24	3.84%	12.23%	\$ 88.69	-3.84%	-11.31%
Day 4	108	1.89%	8.00%	\$116.47	3.78%	16.47%	\$ 85.34	-3.78%	-14.66%
Day 5	110	1.85%	10.00%	\$120.78	3.70%	20.78%	\$ 82.18	-3.70%	-17.82%
Day 6	112	1.82%	12.00%	\$125.18	3.64%	25.17%	\$ 79.19	-3.64%	-20.81%
Day 7	114	1.79%	14.00%	\$129.65	3.58%	29.66%	\$ 76.36	-3.58%	-23.64%
Day 8	116	1.75%	16.00%	\$134.20	3.50%	34.19%	\$ 73.68	-3.50%	-26.31%
Day 9	118	1.72%	18.00%	\$138.82	3.44%	38.81%	\$ 71.14	-3.44%	-28.85%
Day 10	120	1.69%	20.00%	\$143.53	3.38%	43.50%	\$ 68.73	-3.38%	-31.25%

The cumulative performance of the hypothetical underlying index in Table 6 is 20% for 10 trading days. The return of the hypothetical Bull Fund for the 10 trading day period is 43.50%, while the return of the hypothetical Bear Fund is -31.25%. In this case, because of the positive hypothetical underlying index trend, the hypothetical Bull Fund’s gain is greater than 200% of the hypothetical underlying index gain and the hypothetical Bear Fund’s decline is less than -200% of the hypothetical underlying index gain for the 10 trading day period.

Table 7 – The Index Declines in a Clear Trend

Index				Bull Fund			Bear Fund		
	Value	Daily Performance	Cumulative Performance	NAV	Daily Performance	Cumulative Performance	NAV	Daily Performance	Cumulative Performance
	100			\$100.00			\$100.00		
Day 1	98	-2.00%	-2.00%	\$ 96.00	-4.00%	-4.00%	\$104.00	4.00%	4.00%
Day 2	96	-2.04%	-4.00%	\$ 92.08	-4.08%	-7.92%	\$108.24	4.08%	8.24%
Day 3	94	-2.08%	-6.00%	\$ 88.24	-4.16%	-11.75%	\$112.76	4.16%	12.75%
Day 4	92	-2.13%	-8.00%	\$ 84.49	-4.26%	-15.51%	\$117.55	4.26%	17.55%
Day 5	90	-2.17%	-10.00%	\$ 80.82	-4.34%	-19.17%	\$122.66	4.34%	22.65%
Day 6	88	-2.22%	-12.00%	\$ 77.22	-4.44%	-22.76%	\$128.12	4.44%	28.10%
Day 7	86	-2.27%	-14.00%	\$ 73.71	-4.54%	-26.27%	\$133.94	4.54%	33.91%
Day 8	84	-2.33%	-16.00%	\$ 70.29	-4.66%	-29.71%	\$140.17	4.66%	40.15%
Day 9	82	-2.38%	-18.00%	\$ 66.94	-4.76%	-33.05%	\$146.84	4.76%	46.82%
Day 10	80	-2.44%	-20.00%	\$ 63.67	-4.88%	-36.32%	\$154.01	4.88%	53.99%

The cumulative performance of the hypothetical underlying index in Table 7 is -20% for 10 trading days. The return of the hypothetical Bull Fund for the 10 trading day period is 36.32%, while the return of the hypothetical Bear Fund is 53.99%. In this case, because of the negative hypothetical underlying index trend, the hypothetical Bull Fund's decline is less than 200% of the hypothetical underlying index decline and the hypothetical Bear Fund's gain is greater than 200% of the hypothetical underlying index decline for the 10 trading day period.

ADDITIONAL INFORMATION REGARDING PRINCIPAL RISKS

An investment in a Fund entails risks. A Fund may not achieve its investment objective and may decline in value. The Funds present risks not traditionally associated with other mutual funds and ETFs. For example, due to the Funds' daily leveraged investment objectives, a small adverse move in a Fund's underlying index will result in larger and potentially substantial declines in that Fund. It is important that investors closely review and understand all of a Fund's risks before making an investment. A Fund is not a complete investment program. The table below provides the risks of investing in the Funds. Following the table, each risk is explained.

	Direxion Daily S&P 500® Bull 2X Shares	Direxion Daily MSCI Brazil Bull 2X Shares	Direxion Daily CSI 300 China A Share Bull 2X Shares	Direxion Daily CSI China Internet Index Bull 2X Shares	Direxion Daily MSCI India Bull 2X Shares	Direxion Daily Latin America Bull 2X Shares	Direxion Daily Russia Bull 2X Shares	Direxion Daily Cloud Computing Bull 2X Shares	Direxion Daily Cloud Computing Bear 2X Shares
Effects of Compounding and Market Volatility Risk	X	X	X	X	X	X	X	X	X
Leverage Risk	X	X	X	X	X	X	X	X	X
Derivatives Risk	X	X	X	X	X	X	X	X	X
Counterparty Risk	X	X	X	X	X	X	X	X	X
Rebalancing Risk	X	X	X	X	X	X	X	X	X
Shorting Risk									X
Cash Transaction Risk									X
Intra-Day Investment Risk	X	X	X	X	X	X	X	X	X
Daily Index Correlation/Tracking Risk	X	X	X	X	X	X	X	X	
Daily Inverse Index Correlation/Tracking Risk									X
Other Investment Companies (including ETFs) Risk	X	X	X	X	X	X	X	X	X
Natural Disaster/Epidemic and Market Disruption Risk	X	X	X	X	X	X	X	X	X
Market Risk	X	X	X	X	X	X	X	X	X
Australian Securities Risk									
Brazilian Securities Risk		X							
Canadian Securities Risk									
China Investing Risk			X						
Chinese Securities Risk				X					
Cloud Computing Company Risk								X	X
Consumer Discretionary Sector Risk				X					
Consumer Staples Sector Risk			X						
Emerging Markets Risk		X	X	X	X	X	X		
Energy Sector Risk							X		
Financials Sector Risk		X	X		X	X			
Gold and Silver Mining Company Risk									
Indian Securities Risk					X				
Industrials Sector Risk									
Information Technology Sector Risk	X			X	X			X	X
Internet Company Industry Risk				X					
Latin American Securities Risk						X			
Materials Sector Risk		X				X	X		
Mining and Metal Industry Risk									
Oil and Gas Industry Risk									
Robotics & Artificial Intelligence Industry Risk									
Russian Securities Risk							X		
Large-Capitalization Company Risk	X	X	X	X	X	X	X	X	X
Micro-Capitalization Company Risk									

	Direxion Daily S&P 500® Bull 2X Shares	Direxion Daily MSCI Brazil Bull 2X Shares	Direxion Daily CSI 300 China A Share Bull 2X Shares	Direxion Daily CSI China Internet Index Bull 2X Shares	Direxion Daily MSCI India Bull 2X Shares	Direxion Daily Latin America Bull 2X Shares	Direxion Daily Russia Bull 2X Shares	Direxion Daily Cloud Computing Bull 2X Shares	Direxion Daily Cloud Computing Bear 2X Shares
Mid-Capitalization Company Risk	X		X			X	X		
Small- and/or Mid-Capitalization Company Risk		X		X	X			X	X
Currency Exchange Rate Risk		X	X	X	X	X	X		
Depository Receipt Risk		X			X	X	X		
Foreign Securities Risk		X	X	X	X	X	X		
Geographic Concentration Risk		X	X	X	X	X	X		
International Closed-Market Trading Risk		X	X	X	X	X	X		
Index Strategy Risk	X	X	X	X	X	X	X	X	X
Liquidity Risk	X	X	X	X	X	X	X	X	X
Early Close/Trading Halt Risk	X	X	X	X	X	X	X	X	X
Equity Securities Risk	X	X	X	X	X	X	X	X	X
High Portfolio Turnover Risk	X	X			X	X	X	X	X
Non-Diversification Risk	X	X	X	X	X	X	X	X	X
Securities Lending Risk	X	X	X	X	X	X	X	X	X
Special Risks of Exchange-Traded Funds	X	X	X	X	X	X	X	X	X
Special Risk Considerations Relating to Stock Connect Program and Special Risk Considerations Relating to RQFII and QFII Investments Risk			X						

	Direxion Daily Energy Bull 2X Shares	Direxion Daily Energy Bear 2X Shares	Direxion Daily Gold Miners Index Bull 2X Shares	Direxion Daily Gold Miners Index Bear 2X Shares	Direxion Daily Junior Gold Miners Index Bull 2X Shares	Direxion Daily Junior Gold Miners Index Bear 2X Shares	Direxion Daily S&P Oil & Gas Exp. & Prod. Bull 2X Shares	Direxion Daily S&P Oil & Gas Exp. & Prod. Bear 2X Shares	Direxion Daily Robotics, Artificial Intelligence & Automation Index Bull 2X Shares
Effects of Compounding and Market Volatility Risk	X	X	X	X	X	X	X	X	X
Leverage Risk	X	X	X	X	X	X	X	X	X
Derivatives Risk	X	X	X	X	X	X	X	X	X
Counterparty Risk	X	X	X	X	X	X	X	X	X
Rebalancing Risk	X	X	X	X	X	X	X	X	X
Shorting Risk		X		X		X		X	
Cash Transaction Risk		X		X		X		X	
Intra-Day Investment Risk	X	X	X	X	X	X	X	X	X
Daily Index Correlation/Tracking Risk	X		X		X		X		X
Daily Inverse Index Correlation/Tracking Risk		X		X		X		X	
Other Investment Companies (including ETFs) Risk	X	X	X	X	X	X	X	X	X
Natural Disaster/Epidemic and Market Disruption Risk	X	X	X	X	X	X	X	X	X
Market Risk	X	X	X	X	X	X	X	X	X
Australian Securities Risk					X	X			
Brazilian Securities Risk									
Canadian Securities Risk			X	X	X	X			
China Investing Risk									
Chinese Securities Risk									
Cloud Computing Company Risk									
Consumer Discretionary Sector Risk									
Consumer Staples Sector Risk									
Emerging Markets Risk			X	X	X	X			
Energy Sector Risk	X	X					X	X	
Financials Sector Risk									
Gold and Silver Mining Company Risk			X	X	X	X			
Indian Securities Risk									
Industrials Sector Risk									X
Information Technology Sector Risk									X
Internet Company Industry Risk									
Latin American Securities Risk									
Materials Sector Risk					X	X			
Mining and Metal Industry Risk			X	X	X	X			
Oil and Gas Industry Risk							X	X	
Robotics & Artificial Intelligence Industry Risk									X

	Direxion Daily Energy Bull 2X Shares	Direxion Daily Energy Bear 2X Shares	Direxion Daily Gold Miners Index Bull 2X Shares	Direxion Daily Gold Miners Index Bear 2X Shares	Direxion Daily Junior Gold Miners Index Bull 2X Shares	Direxion Daily Junior Gold Miners Index Bear 2X Shares	Direxion Daily S&P Oil & Gas Exp. & Prod. Bull 2X Shares	Direxion Daily S&P Oil & Gas Exp. & Prod. Bear 2X Shares	Direxion Daily Robotics, Artificial Intelligence & Automation Index Bull 2X Shares
Russian Securities Risk									
Large-Capitalization Company Risk	X	X	X	X			X	X	X
Micro-Capitalization Company Risk					X	X			
Mid-Capitalization Company Risk	X	X							
Small- and/or Mid-Capitalization Company Risk			X	X	X	X	X	X	X
Currency Exchange Rate Risk			X	X	X	X			
Depository Receipt Risk			X		X				
Foreign Securities Risk			X	X	X	X			X
Geographic Concentration Risk			X	X	X	X			
International Closed-Market Trading Risk			X	X	X	X			X
Index Strategy Risk	X	X	X	X	X	X	X	X	X
Liquidity Risk	X	X	X	X	X	X	X	X	X
Early Close/Trading Halt Risk	X	X	X	X	X	X	X	X	X
Equity Securities Risk	X	X	X	X	X	X	X	X	X
High Portfolio Turnover Risk	X		X				X		X
Non-Diversification Risk	X	X	X	X	X	X	X	X	X
Securities Lending Risk	X	X	X	X	X	X	X	X	X
Special Risks of Exchange-Traded Funds	X	X	X	X	X	X	X	X	X
Special Risk Considerations Relating to Stock Connect Program and Special Risk Considerations Relating to RQFII and QFII Investments Risk									

Effects of Compounding and Market Volatility Risk

Each Fund has a daily leveraged investment objective and a Fund's performance for periods greater than a trading day will be the result of each day's returns compounded over the period, which is very likely to differ from underlying index's performance times the stated multiple in a Fund's investment objective, before fees and expenses. Compounding affects all investments, but has a more significant impact on leveraged funds and funds that rebalance daily.

Over time, the cumulative percentage increase or decrease in the value of a Fund's portfolio may diverge significantly from the cumulative percentage increase or decrease in 200% or -200% of the return of a Fund's underlying index due to the compounding effect of losses and gains on the returns of a Fund. It also is expected that a Fund's use of leverage will cause the Fund to underperform the return of 200% or -200% of its underlying index in a trendless or flat market.

Bear Fund

One Year Index	-200% One Year Index	Volatility Rate				
		10%	25%	50%	75%	100%
Return	Return					
-60%	120%	506.5%	418.1%	195.2%	15.6%	-68.9%
-50%	100%	288.2%	231.6%	88.9%	-26.0%	-80.1%
-40%	80%	169.6%	130.3%	31.2%	-48.6%	-86.2%
-30%	60%	98.1%	69.2%	-3.6%	-62.2%	-89.8%
-20%	40%	51.6%	29.5%	-26.2%	-71.1%	-92.2%
-10%	20%	19.8%	2.3%	-41.7%	-77.2%	-93.9%
0%	0%	-3.0%	-17.1%	-52.8%	-81.5%	-95.0%
10%	-20%	-19.8%	-31.5%	-61.0%	-84.7%	-95.9%
20%	-40%	-32.6%	-42.4%	-67.2%	-87.2%	-96.5%
30%	-60%	-42.6%	-50.9%	-72.0%	-89.1%	-97.1%
40%	-80%	-50.5%	-57.7%	-75.9%	-90.6%	-97.5%
50%	-100%	-56.9%	-63.2%	-79.0%	-91.8%	-97.8%
60%	-120%	-62.1%	-67.6%	-81.5%	-92.8%	-98.1%

The chart below provides examples of how index volatility could affect a Fund's performance. An index's volatility rate is a statistical measure of the magnitude of fluctuations in the returns of the index. Fund performance for periods greater than one single day can be estimated given any set of assumptions for the following factors: a) index volatility; b) index performance; c) period of time; d) financing rates associated with leveraged exposure; e) other Fund expenses; and f) dividends or interest paid with respect to securities in its underlying index. The chart below illustrates the impact of two principal factors – index volatility and index performance – on Fund performance. The chart shows estimated Fund returns for a number of combinations of index volatility and index performance over a one-year period. Performance shown in the chart assumes that: (i) no dividends were paid with respect to the securities included in its underlying index; (ii) there were no Fund expenses; and (iii) borrowing/lending rates (to obtain leveraged exposure for the Funds) of 0%. If Fund expenses and/or actual borrowing/lending rates were reflected, the estimated returns would be worse than those shown. Particularly during periods of higher Index volatility, compounding will cause results for periods longer than a trading day to vary from 200% or -200% of the performance of the underlying index.

As shown below, a Bull Fund would be expected to lose 6.1% and a Bear Fund would be expected to lose 17.1% if the underlying index provided no return over a one year period during which the underlying index experienced annualized volatility of 25%. If the underlying index's annualized volatility were to rise to 75%, the hypothetical loss for a one year period widens to approximately 43% for a Bull Fund and 81.5% for a Bear Fund. At higher ranges of volatility, there is a chance of a significant loss of value even if the underlying index is flat. For instance, if the underlying index's annualized volatility is 100%, it is likely that a Bull Fund would lose 63.2% of its value, and a Bear Fund would lose approximately 95% of its value, even if the underlying index's cumulative return for the year was only 0%. The volatility of ETFs or instruments that reflect the value of the underlying index such as swaps, may differ from the volatility of a Fund's underlying index.

Bull Fund

One Year Index	200% One Year Index	Volatility Rate				
		10%	25%	50%	75%	100%
Return	Return					
-60%	-120%	-84.2%	-85.0%	-87.5%	-90.9%	-94.1%
-50%	-100%	-75.2%	-76.5%	-80.5%	-85.8%	-90.8%
-40%	-80%	-64.4%	-66.2%	-72.0%	-79.5%	-86.8%
-30%	-60%	-51.5%	-54.0%	-61.8%	-72.1%	-82.0%
-20%	-40%	-36.6%	-39.9%	-50.2%	-63.5%	-76.5%
-10%	-20%	-19.8%	-23.9%	-36.9%	-53.8%	-70.2%
0%	0%	-1.0%	-6.1%	-22.1%	-43.0%	-63.2%
10%	20%	19.8%	13.7%	-5.8%	-31.1%	-55.5%
20%	40%	42.6%	35.3%	12.1%	-18.0%	-47.0%
30%	60%	67.3%	58.8%	31.6%	-3.7%	-37.8%
40%	80%	94.0%	84.1%	52.6%	11.7%	-27.9%
50%	100%	122.8%	111.4%	75.2%	28.2%	-17.2%
60%	120%	153.5%	140.5%	99.4%	45.9%	-5.8%

Holding an unmanaged position opens the investor to the risk of market volatility adversely affecting the performance of the investment. A Fund is not appropriate for investors who do not intend to actively monitor and manage their portfolios. The table is intended to underscore the fact that a Fund is designed as a short-term trading vehicle for investors who intend to actively monitor and manage their portfolios.

For additional information and examples demonstrating the effects of volatility and index performance on the long-term performance of the Funds, see the "Additional Information Regarding Investment Techniques and Policies" section, and "Special Note Regarding the Correlation Risks of the Funds" in the Funds' Statement of Additional Information.

Leverage Risk

To achieve its daily investment objective, each Fund employs leverage and is exposed to the risk that adverse daily performance of a Fund's underlying index will be magnified. This means that, if a Fund's underlying index experiences an adverse daily performance, an investment in the Fund will be reduced by an amount equal to 2% for every 1% of adverse performance, not including the costs of financing leverage and other operating expenses, which would further reduce its value.

A Fund could theoretically lose an amount greater than its net assets if its underlying index moves more than 50% in a direction adverse to the Fund (meaning a decline in the value of the underlying index of a Fund). Leverage will also have the effect of magnifying any differences in a Fund's correlation with the underlying index.

Due to the limited availability of necessary investments or financial instruments, a Fund could, among other things, as a defensive measure, limit or suspend creations or redemptions of Creation Units until the Adviser determines that the requisite exposure to the underlying index is obtainable. During the period that creation or redemptions are affected, a Fund's shares could trade at a significant premium or discount to their NAV or the bid-ask spread of a Fund's shares could widen significantly. In the case of

a period during which creations are suspended, a Fund could experience significant redemptions, which may cause a Fund to sell portfolio securities at unfavorable prices and increased transaction and other costs and make greater taxable distributions to shareholders of a Fund. A Fund may also change its investment objective by, for example, seeking to track an alternative index, or lowering its leverage multiple or a Fund could close.

Derivatives Risk

A Fund uses investment techniques, including investments in derivatives, such as swaps, futures and forward contracts, and options that may be considered aggressive. The use of derivatives may result in larger losses or smaller gains than investing in the underlying securities directly. Investments in these derivatives may generally be subject to market risks that cause their prices to fluctuate more than an investment directly in a security and may increase the volatility of a Fund. The use of derivatives may expose a Fund to additional risks such as counterparty risk, liquidity risk and increased daily correlation risk. When a Fund uses derivatives, there may be imperfect correlation between the value of the underlying reference assets and the derivative, which may prevent a Fund from achieving its investment objective.

A Fund may use swaps on the underlying index. If the underlying index has a dramatic intraday move in value that causes a material decline in a Fund's NAV, the terms of the swap agreement between a Fund and its counterparty may allow the counterparty to immediately close out of the transaction with a Fund. In such circumstances, a Fund may be unable to enter into another swap agreement or invest in other derivatives to achieve the desired exposure consistent with a Fund's daily leveraged investment objective. This may prevent a Fund from achieving its daily leveraged investment objective particularly if the underlying index reverses all or a portion of its intraday move by the end of the day. The value of an investment in the Fund may change quickly and without warning. Any financing, borrowing or other costs associated with using derivatives may also have the effect of lowering a Fund's return.

In addition, a Fund's investments in derivatives are subject to the following risks:

- *Swap Agreements.* Swap agreements are entered into primarily with major global financial institutions for a specified period which may range from one day to more than one year. In a standard swap transaction, two parties agree to exchange the return (or differentials in rates of return) earned or realized on particular predetermined reference or underlying securities or instruments. The gross return to be exchanged or swapped between the parties is calculated based on a notional amount or the return on or change in value of a particular dollar amount invested in a reference asset.
- *Futures Contracts.* A futures contract is a contract to purchase or sell a particular security, or the cash value of an index, at a specified future date at a price agreed upon when the contract is made. Under such contracts, no delivery of the actual securities is required. Rather, upon the expiration of the contract, settlement is made by exchanging cash in an amount equal to the difference

between the contract price and the closing price of a security or index at expiration, net of the variation margin that was previously paid.

- *Forward Contracts.* Forward contracts are two-party contracts pursuant to which one party agrees to pay the counterparty a fixed price for an agreed upon amount of commodities, securities, or the cash value of the commodities, securities or the securities index, at an agreed upon date. A forward currency contract is an obligation to buy or sell a specific currency at a future date, which may be any fixed number of days from the date of the contract agreed upon by the parties, at a price set at the time of the contract.
- *Options.* An option is a contract that gives the purchaser (holder) of the option, in return for a premium, the right to buy from (call) or sell to (put) the seller (writer) of the option the security or currency underlying the option at a specified exercise price at any time during the term of the option (normally not exceeding nine months). The writer of an option has the obligation upon exercise of the option to deliver the underlying security or currency upon payment of the exercise price or to pay the exercise price upon delivery of the underlying security or currency.
- *Options on Futures Contracts.* An option on a futures contract provides the holder with the right to enter into a "long" position in the underlying futures contract, in the case of a call option, or a "short" position in the underlying futures contract in the case of a put option, at a fixed exercise price to a stated expiration date. Upon exercise of the option by the holder, the contract market clearing house establishes a corresponding short position for the writer of the option, in the case of a call option, or a corresponding long position, in the case of a put option.

Counterparty Risk

Counterparty risk is the risk that a counterparty is unwilling or unable to make timely payments to meet its contractual obligations with respect to the amount a Fund expects to receive from a counterparty to a financial instrument entered into by a Fund. Each Fund generally enters into derivatives transactions, such as the swap agreements, with counterparties such that either party can terminate the contract without penalty prior to the termination date. A Fund may be negatively impacted if a counterparty becomes bankrupt or otherwise fails to perform its obligations under such a contract, or if any collateral posted by the counterparty for the benefit of a Fund is insufficient or there are delays in a Fund's ability to access such collateral. If the counterparty becomes bankrupt or defaults on its payment obligations to a Fund, it may experience significant delays in obtaining any recovery, may obtain only a limited recovery or obtain no recovery and the value of an investment held by a Fund may decline. The Fund may also not be able to exercise remedies, such as the termination of transactions, netting of obligations and realization on collateral, if such remedies are stayed or eliminated under special resolutions adopted in the United States, the European Union and various other jurisdictions. European Union rules and regulations intervene when a financial institution is experiencing financial difficulties

and could reduce, eliminate, or convert to equity a counterparty's obligations to a Fund (sometimes referred to as a "bail in").

A Fund typically enters into transactions with counterparties that present minimal risks based on the Adviser's assessment of the counterparty's creditworthiness, or its capacity to meet its financial obligations during the term of the derivative agreement or contract. The Adviser considers factors such as counterparty credit rating among other factors when determining whether a counterparty is creditworthy. The Adviser regularly monitors the creditworthiness of each counterparty with which a Fund transacts. Each Fund generally enters into swap agreements or other financial instruments with major, global financial institutions and seeks to mitigate risks by generally requiring that the counterparties for each Fund to post collateral, marked to market daily, in an amount approximately equal to what the counterparty owes a Fund, subject to certain minimum thresholds. To the extent any such collateral is insufficient or there are delays in accessing the collateral, the Funds will be exposed to the risks described above. If a counterparty's credit ratings decline, a Fund may be subject to a bail-in, as described above.

In addition, a Fund may enter into swap agreements with a limited number of counterparties, which may increase a Fund's exposure to counterparty credit risk. A Fund does not specifically limit its counterparty risk with respect to any single counterparty. There is a risk that no suitable counterparties are willing to enter into, or continue to enter into, transactions with a Fund and, as a result, a Fund may not be able to achieve its investment objective or may decide to change its leveraged investment objective. Additionally, although a counterparty to a centrally cleared swap agreement and/or an exchange-traded futures contract is often backed by a futures commission merchant ("FCM") or a clearing organization that is further backed by a group of financial institutions, there may be instances in which a FCM or a clearing organization would fail to perform its obligations, causing significant losses to a Fund.

Rebalancing Risk

If for any reason a Fund is unable to rebalance all or a part of its portfolio, or if all or a portion of the portfolio is rebalanced incorrectly, a Fund's investment exposure may not be consistent with its investment objective. In these instances, a Fund may have investment exposure to the underlying index that is significantly greater or less than its stated multiple. A Fund may be more exposed to leverage risk than if it had been properly rebalanced and may not achieve its investment objective, leading to significantly greater losses or reduced gains.

Shorting Risk

For the Bear Funds, shareholders should lose money when the underlying index rises, which is a result that is the opposite from traditional index tracking funds. The Bear Fund may engage in short sales designed to earn the Bear Fund a profit from the decline in the price of particular securities, baskets of securities or indices. Short sales are transactions in which a Bear Fund borrows securities from a broker and sells the borrowed securities. The Bear Fund is obligated to replace the security borrowed by purchasing the security at the market

price at the time of replacement. If the market price of the underlying security goes down between the time a Bear Fund sells the security and buys it back, a Bear Fund will realize a gain on the transaction. Conversely, if the underlying security goes up in price during the period, a Bear Fund will realize a loss on the transaction. Any such loss is increased by the amount of premium or interest a Bear Fund must pay to the lender of the security. Likewise, any gain will be decreased by the amount of premium or interest a Bear Fund must pay to the lender of the security. The Bear Fund's investment performance may also suffer if the Bear Fund is required to close out a short position earlier than it had intended. This would occur if the securities lender required a Bear Fund to deliver the securities the Bear Fund borrowed at the commencement of the short sale and the Bear Fund was unable to borrow the securities from another securities lender or otherwise obtain the security by other means. In addition, a Bear Fund may be subject to expenses related to short sales that are not typically associated with investing in securities directly, such as costs of borrowing and margin account maintenance costs associated with the Bear Fund's open short positions. As the holder of a short position, a Bear Fund also is responsible for paying the dividends and interest accruing on the short position, which is an expense to the Bear Fund that could cause the Bear Fund to lose money on the short sale and may adversely affect its performance.

The Bear Fund may also seek inverse or "short" exposure through the use of derivatives such as swap agreements or futures contracts, which may expose a Bear Fund to certain risks such as an increase in volatility or decrease in the liquidity of the securities of the underlying short position. If a Bear Fund were to experience this volatility or decreased liquidity, a Bear Fund's return may be lower, the Fund's ability to obtain inverse exposure through the use of derivatives may be limited or a Bear Fund may be required to obtain inverse exposure through alternative investment strategies that may be less desirable or more costly to implement. If the securities underlying the short positions are thinly traded or have a limited market due to various factors, including regulatory action, a Bear Fund may be unable to meet its investment objective due to a lack of available securities or counterparties. The Bear Fund may not be able to issue additional Creation Units during period when it cannot meet its investment objective due to these factors. Any income, dividends or payments by the assets underlying a Bear Fund's short positions will negatively impact the Fund.

Cash Transaction Risk

Unlike most ETFs, a Bear Fund currently intends to effect creation and redemptions principally for cash, rather than principally for in-kind securities, because of the nature of the financial instruments held by a Bear Fund. As such, investment in a Bear Fund is not expected to be tax efficient and will incur brokerage costs related to buying and selling securities to achieve a Bear Fund's investment objective. ETFs generally are able to make in-kind redemptions and avoid being taxed on gains on the distributed portfolio securities at the fund level. Because each Bear Fund currently intends to effect redemptions principally for cash, each Bear

Fund may be required to sell portfolio securities in order to obtain the cash needed to distribute redemption proceeds. The Bear Fund may recognize a capital gain on these sales that might not have been incurred if such Bear Fund had made a redemption in-kind and this may decrease the tax efficiency of the Bear Fund compared to ETFs that utilize an in-kind redemption process. Additionally, because the Bear Funds are conducting the portfolio transactions rather than receiving securities in-kind the Bear Funds will incur brokerage commissions and other related expenses thus the Bear Funds' expenses will be higher than funds that utilize in-kind creations and redemptions.

Intra-Day Investment Risk

Each Fund seeks daily leveraged investment results, which should not be equated with seeking an investment objective for shorter than a day. Thus, an investor who purchases Fund shares after the close of the markets on one trading day and before the close of the markets on the next trading day will likely have more, or less, than 200% or -200% leveraged investment exposure to the underlying index, depending upon the movement of the underlying index from the end of one trading day until the time of purchase. If the underlying index moves in a direction favorable to a Fund, the investor will receive less than 200% or -200% exposure to the underlying index. Conversely, if the underlying index moves in a direction adverse to a Fund, the investor will receive exposure to the underlying index greater than 200% or -200%. Thus, an investor that purchases shares intra-day may experience performance that is greater than, or less than, a Fund's stated multiple of its underlying index.

Daily Index Correlation/Tracking Risk

For each Fund, there is no guarantee that each Fund will achieve a high degree of correlation to its underlying index and therefore achieve its daily leveraged investment objective. Each exposure to the underlying index is impacted dynamically by the underlying index's movement. Because of this, it is unlikely that each Fund will be perfectly exposed to the underlying index at the end of each day. The possibility of each Fund being materially over- or under-exposed to the underlying index increases on days when the underlying index is volatile near the close of the trading day. Market disruptions, regulatory restrictions or high volatility will also adversely affect each Fund's ability to adjust exposure to the required levels.

Because an underlying index may include instruments that trade on a different market than a , the Fund's return may vary from a multiple of the performance of the underlying index because different markets may close before the Exchange opens or may not be open for business on the same calendar days as a Fund. Additionally, due to differences in trading hours, and because the underlying index may be calculated using prices obtained at times other than a Fund's NAV calculation time or using fair valuations of index security, a Fund's performance may not correlate to its underlying index. Additionally, there may be legal restrictions or limitation imposed by governments of certain countries which may limit the size of a Fund's holding or otherwise limit a Fund's ability to achieve its investment objective.

Each Fund may have difficulty achieving its daily leveraged investment objective due to fees, expenses, transactions costs, financing costs related to the use of derivatives, investments in ETFs, directly or indirectly as a reference asset for derivative instruments, income items, valuation methodology, accounting standards, required regulatory reasons (such as, diversification requirements) and disruptions or illiquidity in the markets for the securities or derivatives held by each Fund. Each Fund may not have investment exposure to all securities in the underlying index, or its weighting of investment exposure to such stocks or industries may be different from that of the underlying index. In addition, each Fund may invest in securities or financial instruments not included in the underlying index. Each Fund may be subject to large movements of assets into and out of each Fund, potentially resulting in a Fund being over- or under-exposed to the underlying index. Each Fund may also invest directly in or use other investment companies, such as ETFs, which may result in increased tracking error for a Fund. Additionally, an ETF's performance may differ from the index it tracks, thus resulting in additional tracking error for the Fund. Activities surrounding periodic index reconstitutions and other index rebalancing events may also hinder each Fund's ability to meet its daily leveraged investment objective. For example, a Fund may take or refrain from taking positions to improve the tax efficiency or to comply with various regulatory restrictions, which may negatively impact each Fund's correlation to the underlying index. Any of these factors could decrease correlation between the performance of a Fund and the Index and may hinder a Fund's ability to meet its daily investment objective.

Daily Inverse Index Correlation/Tracking Risk

Investors will lose money when the underlying index of a Bear rises, which is a result that is the opposite from traditional index funds. There is no guarantee that a Bear Fund will achieve a high degree of inverse correlation to its underlying index and therefore achieve its daily inverse leveraged investment objective. To achieve a high degree of inverse correlation with the underlying index, a Bear Fund seeks to rebalance its portfolio daily to keep leverage consistent with its daily inverse leveraged investment objective. The Bear Fund may have difficulty achieving its daily inverse leveraged investment objective due to fees, expenses, transaction costs, financing costs related to the use of derivatives, income items, valuation methodology, accounting standards and disruptions or illiquidity in the markets for the securities or derivatives held by a Bear Fund. Market disruptions, regulatory restrictions or extreme volatility will also adversely affect a Bear Fund's ability to adjust exposure to the required levels.

Because an underlying index may include instruments that trade on a different market than a Bear Fund, a Bear Fund's return may vary from the inverse of the performance of an underlying index because different markets may close before the Exchange opens or may not be open for business on the same calendar days as a Bear Fund. Additionally, due to differences in trading hours, and because the underlying index may be calculated using prices obtained

at times other than a Fund's NAV calculation time or using fair valuations of index securities, a Fund's performance may not correlate to the its underlying index. Additionally, there may be legal restrictions or limitation imposed by governments of certain countries which may limit the size of a Fund's holding or otherwise limit a Fund's ability to achieve its investment objective.

The Bear Fund may not have investment exposure to all securities in its underlying index, or its weighting of investment exposure to such stocks or industries may be different from that of the underlying index. In addition, a Bear Fund may invest in securities or financial instruments not included in the underlying index. The Bear Fund may also use other investment companies, such as ETFs, as reference assets for derivative instruments. The Bear Fund that does so, utilizes an ETF's market price, rather than its net asset value to transact and price such derivative instruments and an ETF's performance may differ from the index it tracks, thus resulting in additional tracking error for a Bear Fund. The Bear Fund may be subject to large movements of assets into and out of the Bear Fund, potentially resulting in the Bear Fund being over- or under-exposed to its underlying index. In addition, the target amount of portfolio exposure to the underlying index is impacted dynamically by the underlying index's movement. Because of this, it is unlikely that a Bear Fund will be perfectly exposed to its underlying index at the end of each day. The possibility of a Bear Fund being materially over- or under-exposed to its underlying index increases on days when the underlying index is volatile near the close of the trading day. Activities surrounding periodic underlying index reconstitutions and other underlying index rebalancing or reconstitution events may hinder a Bear Fund's ability to meet its daily inverse leveraged investment objective. Any of these factors could decrease correlation between the performance of a Fund and the Index and may hinder a Fund's ability to meet its daily investment objective.

Other Investment Companies (including ETFs) Risk

A Fund may invest directly in another investment company by purchasing shares of the investment company or indirectly by utilizing an investment company as the reference asset of a derivative instrument. By investing in another investment company, including an ETF, a Fund becomes a shareholder of that investment company and as a result, Fund shareholders indirectly bear a Fund's proportionate share of the fees and expenses of the other investment company, in addition to the fees and expenses Fund shareholders of a Fund's own operations. As a shareholder, a fund must rely on the other investment company to achieve its investment objective. A Fund's performance may be magnified positively or negatively by virtue of its investment in other investment companies. If the other investment company fails to achieve its investment objective, the value of a Fund's investment will not perform as expected, thus affecting a Fund's performance and its correlation with its underlying index. In addition, because shares of ETFs are listed and traded on national stock exchanges, their shares potentially may trade at a discount or a premium, which may impact the price at which a Fund purchases, sells or values the other investment company shares which may impact a Fund's ability to achieve its investment objective. Investments in such shares

may be subject to brokerage and other trading costs, which could result in greater expenses to a Fund. Finally, depending on the demand in the market, a Fund may not be able to liquidate its holdings in ETFs at an optimal price or time, which may adversely affect a Fund's performance.

Natural Disaster/Epidemic and Market Disruption Risk

Natural or environmental disasters, such as earthquakes, fires, floods, hurricanes, and tsunamis and widespread disease, including pandemics and epidemics have been and can be highly disruptive to economies and markets and have recently led, and may continue to lead to increased market volatility and significant market losses. Such natural disasters and health crises could exacerbate political, social and economic risks, and result in significant breakdowns, delays, shutdowns, social isolation, and other disruptions to important global, local and regional supply chains. A climate of uncertainty and panic, including the contagion of infectious viruses and diseases, may adversely affect global, regional, and local economies and reduce the availability of potential investment opportunities, and increases the difficulty of performing due diligence and modeling market conditions, potentially reducing the accuracy of financial projections. A widespread crisis would also affect the global economy in ways that cannot necessarily be foreseen. Adverse effects may be more pronounced for developing or emerging market countries that have less established health care systems. How long such events will last and whether they will continue or recur cannot be predicted.

Significant market volatility and market downturns may limit a Fund's ability to adjust its required exposure by buying or selling securities or obtaining additional long or short exposure or reducing its long or short exposure to securities, and a Fund's sales and exposures may exacerbate the market volatility and downturn. Under such circumstances, a Fund may have difficulty achieving its investment objective for one or more trading days, which may adversely impact a Fund's returns on those days and periods inclusive of those days. Alternatively, a Fund may incur higher costs (including swap financing costs) in order to achieve its investment objective and may be forced to purchase and sell securities (including other ETFs' shares) at market prices that do not represent their fair value (including in the case of an ETF, its NAV) or at times that result in differences between the price a Fund receives for the security or the value of the swap exposure and the market closing price of the security or the market closing value of the swap exposure. Under those circumstances, a Fund's ability to track its underlying index is likely to be adversely affected, the market price of Fund shares may reflect a greater premium or discount to NAV and bid-ask spreads in a Fund's shares may widen, resulting in increased transaction costs for secondary market purchasers and sellers. A Fund may also incur additional tracking error due to the use of futures contracts or other securities that are not perfectly correlated to the underlying index.

The recent pandemic spread of the novel coronavirus known as COVID-19 has proven to be a market disrupting event. The impact of this virus, like other pandemics that may arise in the future, has negatively affected and may continue

to negatively affect the economies of many nations, companies and the global securities and commodities markets, including by reducing liquidity in the markets. It is impossible to predict the full effects, durations and costs of the COVID-19 pandemic.

Market Risk

Turbulence in financial markets and reduced liquidity in equity, credit and fixed income markets may negatively affect many issuers worldwide, which could have an adverse effect on the Fund.

Historically, market cycles have included long term positive and negative periods. Since approximately 2008, the market has largely moved upward and accordingly, the market may be poised for a correction or downturn, which may adversely impact a Fund. A Fund typically would lose value on a day when its underlying index declines.

Australian Securities Risk

Securities of issuers located in Australia may be subject to regulatory, political, currency, security, environmental, and economic risk specific to Australia. The Australian economy is heavily dependent on exports from the agricultural and mining sectors. As a result, the Australian economy is susceptible to fluctuations in the commodity markets. The Australian economy is also becoming increasingly dependent on its growing services industry. The Australian economy is dependent on trading with key trading partners, including the United States, China, Japan, Singapore and certain European countries. Reduction in spending on Australian products and services, or changes in any of the economies, may cause an adverse impact on the Australian economy. Additionally, Australia is located in a part of the world that has historically been prone to natural disasters, such as hurricanes and droughts, and is economically sensitive to environmental events. Any such event may adversely impact the Australian economy, causing an adverse impact on the value of a fund.

Brazilian Securities Risk

Brazil's economy has been characterized by frequent and occasionally drastic, interventions by the Brazilian government, including the imposition of wage and price controls, exchange controls, limiting imports, blocking access to bank accounts and other measures. The Brazilian government has often changed monetary, taxation, credit, trade and other policies to influence the Brazilian economy. Actions taken by the Brazilian government may have a significant impact on Brazilian companies and market conditions and prices of Brazilian securities. Brazil's economy may be subject to sluggish economic growth due to, among other things, weak consumer spending, political turmoil, high rates of inflation and low commodity prices.

Investments in Brazilian securities may be subject to certain restrictions on foreign investments as Brazilian law provides that whenever a serious imbalance in Brazil's balance of payments exist or is anticipated, the Brazilian government may impose temporary restrictions on remittance to foreign investors of the proceeds of their investment in Brazil. The Brazilian economy has historically been exposed to high rates of inflation and a high level of debt, each of which

may reduce and/or prevent economic growth. Brazil also suffers from high levels of corruption, crime and income disparity. The Brazilian economy is heavily dependent on commodity prices and international trade and an increase in the price of commodities may lead to increased inflation and slow the growth of the Brazilian economy which could adversely affect the value of Brazilian securities. Unanticipated political or social developments may result in sudden and significant losses for Brazilian companies.

Canadian Securities Risk

The Canadian economy is very dependent on the demand for, and supply and price of, natural resources and on relationships with certain key trading partners, including the United States, countries in the European Union and China. Because the United States is Canada's largest trading partner and foreign investor, the Canadian economy is dependent on and may significantly be affected by the U.S. economy. Reduction in spending on Canadian products and services, changes in natural resource sectors or changes in the U.S. economy may adversely impact the Canadian economy. Trade agreements may further increase Canada's dependency on the U.S. economy, and uncertainty as to the future of such trade agreements may cause a decline in the value of Canadian companies. The Canadian economy is also sensitive to fluctuations in certain commodity prices. In addition, certain sectors of Canada's economy may be subject to foreign ownership limitations, which may negatively impact the ability of the funds and counterparties to invest in the securities of the various underlying indices.

China Investing Risk

Exposure to investments in China and A-shares involve certain risks and other special considerations, including the following:

- *Political and Economic Risk.* The economy of China, which has been in a state of transition from a planned economy to a more market oriented economy, differs from economies of most developed countries in many respects, including the level of government involvement, its state of development, its growth rate, control of foreign exchange, and allocation of resources. Although the majority of productive assets in China are still owned by the People's Republic of China ("China" or the "PRC") government at various levels, in recent years, the PRC government has implemented economic reform measures emphasizing utilization of market forces in the development of the economy of China and a high level of management autonomy. The economy of China has experienced significant growth in the past 30 years, but growth has been uneven both geographically and among various sectors of the economy. Economic growth has also been accompanied by periods of high inflation. The PRC government has implemented various measures from time to time to control inflation and restrain the rate of economic growth.

The PRC government has carried out economic reforms to achieve decentralization and utilization of market forces to develop the economy of the PRC over the last 30 years. There can be no assurance that the PRC government will continue to pursue such economic policies or, if it does,

that those policies will continue to be successful. Any adjustment or modification of those economic policies may have an adverse impact on the China securities market. Further, the PRC government may from time to time adopt corrective measures to control the growth of the PRC economy which may also have an adverse impact on the capital growth and performance of the Chinese securities.

Political changes, social instability and adverse diplomatic developments in the PRC could result in the imposition of additional government restrictions including expropriation of assets, confiscatory taxes or nationalization of some of all of the property held by the issuers of A-shares securities.

The laws, regulations, including the investment regulations allowing Stock Connect investing and Renminbi Qualified Foreign Institutional Investors ("RQFII") (and Qualified Foreign Institutional Investors ("QFII")) to invest in A-shares, government policies and political and economic climate in China may change with little or no advance notice. Any such change could adversely affect market conditions and the performance of the Chinese economy and, thus, the value of the exposure to A-shares in a Fund's portfolio.

Since 1949, the PRC has been a socialist state controlled by the Communist party. China has only recently opened up to foreign investment and has only begun to permit private economic activity. There is no guarantee that the Chinese government will not revert from its current open-market economy to the economic policy of central planning that it implemented prior to 1978.

The PRC government continues to be an active participant in many economic sectors through ownership positions and regulation. The allocation of resources in China is subject to a high level of government control. The PRC government strictly regulates the payment of foreign currency denominated obligations and sets monetary policy. Through its policies, the PRC government may provide preferential treatment to particular industries or companies. The policies set by the government could have a substantial effect on the Chinese economy.

The Chinese economy is export-driven and highly reliant on trade, and much of China's growth in recent years has been the result of focused investments in economic sectors intended to produce goods and services for export purposes. The performance of the Chinese economy may differ favorably or unfavorably from the U.S. economy in such respects as growth of gross domestic product, rate of inflation, currency depreciation, capital reinvestment, resource self-sufficiency and balance of payments position. Adverse changes to the economic conditions of its primary trading partners, such as the United States, Japan and South Korea, would adversely impact the Chinese economy and the Fund's investments. International trade tensions involving China and its trading counterparties may arise from time to time which can result in trade tariffs, embargoes, trade limitations, trade wars and other negative consequences. Recent developments in relations between the United States and China have heightened concerns of increased tariffs and restrictions on trade between the two countries. Such actions and consequences may ultimately result in a significant reduction in international

trade, an oversupply of certain manufactured goods, devaluations of existing inventories and potentially the failure of individual companies and/or large segments of China's export industry with a potentially severe impact to the Fund.

China has been transitioning to a market economy since the late seventies, reaffirming its economic policy reforms through five-year programs. Under the economic reforms implemented by the PRC government, the Chinese economy has experienced tremendous growth, developing into one of the largest economies in the world. There is no assurance, however, that such growth will be sustained in the future.

Moreover, any future slowdown or recessions in other significant economies of the world, such as the United States, the European Union and certain Asian countries, may adversely affect economic growth in China. An economic downturn in China would likely adversely impact the value of A-shares.

The current political climate has intensified concerns about tariffs and a potential trade war between China and the U.S. Because China's growth over recent decades has been due to its significant export trade, the consequences of a potential trade war on international trade may have a material impact on the Funds. In addition, it is possible that the continuation or worsening of the current political climate could have a material adverse impact on a Fund's ability to obtain exposure, either long or short, to various Chinese securities that are included in its underlying index and therefore achieve its investment objective. In July 2020, the President's Working Group on Financial Markets (the "Working Group") proposed a number of regulatory changes aimed at addressing potential risks to U.S. investors from investments in issuers that provide limited access to their financial statements, including Chinese companies. The Working Group's proposals may result in U.S. registered index-based funds having to conduct additional due diligence on an index's exposure to such issuers including the limited availability of such financial information.

In addition, in November 2020, the President of the United States issued an executive order prohibiting U.S. persons, including the Funds, from transacting in securities of any Chinese company identified by the Secretary of Defense as a "Communist Chinese military company" ("CCMC") or in instruments that are derivative of, or are designed to provide investment exposure to, prohibited CCMC securities. The prohibition takes effect on January 11, 2021. It is unclear if or how long the Executive Order will continue in effect but to the extent that it does, and if any company included in the Funds' underlying index is identified as a CCMC, there may be a material adverse impact on the Funds, and the Funds may experience increased tracking error as the Funds' underlying index may continue to hold these securities and the Funds will not.

Also, in December 2020, the Holding Foreign Companies Accountability Act ("HFCAA") was signed into law. When implemented, the HFCAA could cause securities of foreign issuers (including China) to be de-listed from U.S. stock exchanges if these companies do not permit U.S. oversight of the auditing of their financial information. The potential impact of the HFCAA is unclear at this time, but to the

extent that a Fund currently transacts, or has exposure to, securities of an affected foreign company, there could be a material adverse impact on a Fund's ability to achieve its investment objective and cause additional tracking error. A Fund may also change its investment objective in response to such heightened risks.

- **Inflation.** Economic growth in China has also historically been accompanied by periods of high inflation. Beginning in 2004, the PRC government commenced the implementation of various measures to control inflation, which included the tightening of the money supply, the raising of interest rates and more stringent control over certain industries. If these measures are not successful, and if inflation were to steadily increase, the performance of the Chinese economy and A-share securities could be negatively impacted.
- **Tax Changes.** The Chinese taxation system is not as well settled as that of the United States. Changes in the Chinese tax system could have retroactive effects that may impact the Chinese securities market and U.S. investors in China A Share. This could include the retroactive application of various taxes on fund that invest directly in Chinese securities, including the funds and derivatives that the China Funds utilize to obtain exposure to their underlying indexes.
- **Nationalization and Expropriation.** After the formation of the Chinese socialist state in 1949, the PRC government renounced various debt obligations and nationalized private assets without providing any form of compensation. There can be no assurance that the PRC government will not take similar actions in the future. Accordingly, investments in A-share securities or other Chinese investments involve a risk of total loss.
- **Chinese Securities Markets.** The securities markets in China have a limited operating history and are not as developed as those in the United States. These markets tend to be smaller in size, have less liquidity and historically have had greater volatility than markets in the United States and some other countries. In addition, there is less regulation and monitoring of Chinese securities markets and the activities of investors, brokers and other participants than in the United States. Accordingly, issuers of securities in China are not subject to the same degree of regulation as are the United States issuers with respects to such matters as insider trading rules, tender offer regulation, stockholder proxy requirements and the requirements mandating timely disclosure of information. Stock markets in China are in the process of change and further development. This may lead to trading volatility, unpredictable trading suspensions, difficulty in the settlement and recording of transactions and difficulty in interpreting and applying the relevant regulations.
- **Available Disclosure about Chinese Companies.** Disclosure and regulatory standards in emerging countries, such as China, are in many respects less stringent than U.S. standards. There is substantially less publicly available information about Chinese issuers than there is about U.S. issuers. Therefore, disclosure of certain material information may not be made, and less information may be available to investors than would be the case if the

investments were made in the U.S. issuers. Chinese issuers are subject to accounting, auditing and financial standards and requirements that differ, in some cases significantly, from those applicable to U.S. issuers. In particular, the assets and profits appearing on the financial statements of a Chinese issuer may not reflect its financial position or results of operations in the way they would be reflected had such financial statements been prepared in accordance with U.S. Generally Accepted Accounting Principles.

- **Chinese Corporate and Securities Law.** The regulations on investments and repatriation of capital by QFII and RQFII are relatively new. As a result, the application and interpretation of such investment regulations are therefore relatively untested. In addition, PRC authorities have broad discretion in this regard. China operates under a civil law system, in which court precedent is not binding. Because there is no binding precedent to interpret existing statutes, there is uncertainty regarding the implementation of existing law.

Legal principles relating to corporate affairs and the validity of corporate procedures, directors' fiduciary duties and liabilities and stockholders' rights often differ from those that may apply in the United States and other countries. Chinese laws providing protection to investors, such as laws regarding the fiduciary duties of officers and directors, are undeveloped and will not provide investors with protection would be provided by comparable law in the United States. China lacks a national set of laws that address all issues that may arise with regard to a foreign investor. It may therefore be more difficult for an investor to enforce their rights under Chinese corporate and securities laws, and it may be difficult or impossible to obtain a judgment in court. Moreover, as Chinese corporate and securities laws continue to develop, these developments may adversely affect foreign investors.
- **Investment and Repatriation Restrictions.** Investments in A-shares and other Chinese financial instruments are regulated by the CSRC, including warrants and open- and closed-end investment companies, are subject to governmental pre-approval limitations on the quantity that a foreign investor may purchase and limits the classes of securities in which a foreign investor may invest. The PRC government limits foreign investment in securities of certain Chinese issuers entirely if foreign investment is banned in respect of the industry in which the relevant Chinese issuers are conducting their business. Currently licensed RQFII entities are allowed to repatriate RMB daily and are not subject to RMB repatriation restrictions or prior approval. However, there is no assurance that PRC rules and regulations will not change or that repatriation restrictions will not be imposed in the future.

Chinese Securities Risks

The Chinese economy is generally considered an emerging market, which is affected by economic and political conditions and policy in China and surrounding Asian countries. The Chinese economy has historically been export-driven and highly reliant on trade. Although China has begun the process of privatizing certain sectors of its economy, which is contributing to increased Chinese consumerism, privatized

entities may lose money and/or be re-nationalized. Additionally, the economy of China differs greatly from the U.S. economy in such respects as government involvement and rule of law, wealth distribution, rate of inflation and interest rates, allocation of resources and capital reinvestment.

Issuers in China are subject to less stringent requirements regarding accounting, auditing, financial reporting and record keeping than issuers in more developed markets. Therefore, all material information Chinese securities issuers may not be known or publicly available, and where it is available, it may not be reliable. Further, investors who are harmed as a result of the lack of (quality) information about Chinese issuers will generally have less recourse against such issuers due to the lack of remedies available in China, the difficulty of pursuing any remedies available, and the difficulty or even inability to enforce judgments obtained through courts in other countries, such as the United States.

Recent developments in relations between the United States and China have heightened the risks of investing in Chinese securities as the deteriorating relationship has resulted in additional and/or increased tariffs and restrictions on trade between the two countries. An increase in tariffs or trade restrictions, or even the threat of such developments, could lead to a significant reduction in international trade, which could have a negative impact on Chinese industries and issuers that rely on exports. In addition, the U.S. government has signaled that it may impose restrictions on U.S. investors' ability to invest in certain Chinese issuers and may seek to delist Chinese issuers that have listed their securities on U.S. securities exchanges. Such restrictions may adversely impact affected Chinese issuers and the Chinese economy more broadly, causing a Fund to lose money.

China is alleged to have participated in state-sponsored cyberattacks against foreign companies and foreign governments. Actual and threatened responses to such activity, including purchasing restrictions, sanctions, tariffs or cyberattacks on the Chinese government or Chinese companies, may impact adversely China's economy and Chinese issuers of securities in which a Fund invests. Additionally, international pressure related to Chinese trade policy, in particular with respect to forced technology transfers and weak intellectual property protections, could have an adverse impact on the Chinese economy and China-based issuers. Incidents involving China's or the region's security may cause uncertainty in the Chinese securities markets and may adversely affect a Fund's investments in China.

Chinese Government Risk

The Chinese government has historically exercised substantial control over virtually every sector of the Chinese economy through administrative regulation and/or state ownership. In the past, the Chinese government has from time to time taken actions that influence the prices at which certain goods maybe sold, encouraged companies to invest or concentrate in particular industries, induced mergers between companies in certain industries and induced inflation or otherwise regulated economic expansion. If such past actions were to continue, they may have significant and unpredictable effects on the economic conditions in China. The Chinese government may introduce new laws and regulations that

may impact a Fund. Although China has begun the process of privatizing certain sectors of its economy, privatized entities may lose money and/or be re-nationalized. Accordingly, an investment in Chinese securities could result in a total loss if these companies are re-nationalized or other regulatory actions are taken by the Chinese government.

Chinese Markets Risk

The Chinese securities markets have a limited operating history compared to the U.S. and are not as developed as those in the U.S. A small number of issuers may represent a large portion of the China market as a whole, and prices for securities of these issuers may be very sensitive to political, economic and regulatory developments in China, and investments in China may experience significant losses. In addition, the Chinese securities markets have historically been characterized by relatively frequent trading halts and low trading volume. As the Chinese securities markets are maturing, these conditions are improving. Nevertheless, Chinese securities may generally be regarded as less liquid and more volatile than the securities of U.S. issuers. Investments in China may also be subject to positive or negative effects as a result of varied policies on expropriation and/or nationalization of assets, strengthened or lessened restrictions on and government intervention in international trade, confiscatory taxation, political instability, including authoritarian and/or military involvement in governmental decision making, armed conflict, the impact on the economy as a result of civil war and social instability as a result of religious, ethnic and/or socioeconomic unrest.

Chinese Currency Risk

The Chinese government sets monetary policy and restricts the ability of both Chinese nationals and foreign investors to transfer monies into and out of China. The value of the renminbi ("RMB") may be subject to a high degree of fluctuation due to, among other things, changes in interest rates, the effects of monetary policies issued by the Chinese government, the United States, foreign governments, central banks or supranational entities, as well as the imposition of currency controls of other national or global political actors. The RMB is currently not a freely convertible currency. The Chinese government places strict regulations on RMB and sets the value of RMB to levels dependent on the value of the U.S. Dollar, but the Chinese government has been under pressure to manage the currency in a less restrictive fashion so that it is less correlated to the U.S. Dollar. The Chinese government's imposition of restrictions on the repatriation of RMB out of mainland China may limit the depth of the offshore RMB market and reduce the liquidity of RMB-denominated investments. A Fund's exposure to Chinese securities and therefore, the RMB, may result in volatility.

Special Risk Considerations Relating to Stock Connect Program

The China Funds' ability to achieve their investment objective is dependent on the ability of other ETFs and counterparties to invest in A-Shares through the trading and clearing facilities of a participating exchange located outside of mainland China ("Stock Connect Program") which currently include the Shanghai-Hong Kong Stock Connect, Shenzhen-Hong

Kong Stock Connect, Shanghai-London Stock Connect, and China-Japan Stock Connect. The Stock Connect Program is subject to daily and aggregate quota limitations, and an investor cannot purchase and sell the same security on the same trading day, which may restrict the other funds' or counterparties' ability to invest in A-Shares through the Stock Connect Program and to enter into or exit trades on a timely basis. The Shanghai and Shenzhen markets may be open at a time when the participating exchanges located outside of mainland China are not active, with the result that prices of A-Shares may fluctuate at times when the other ETFs or counterparties are unable to add to or exit their positions. Only certain A-Shares are eligible to be accessed through the Stock Connect Program. Such securities may lose their eligibility at any time, in which case they may no longer be able to be purchased or sold through the Stock Connect Program. Because the Stock Connect Program is still evolving, the actual effect on the market for trading A-Shares with the introduction of large numbers of foreign investors is still relatively unknown. In addition, there is no assurance that the necessary systems required to operate the Stock Connect Program will function properly or will continue to be adapted to changes and developments in both markets. In the event that the relevant systems do not function properly, trading through the Stock Connect Program could be disrupted. The Stock Connect Program are subject to regulations promulgated by regulatory authorities for both exchanges and further regulations or restrictions, such as limitations on redemptions or suspension of trading, may adversely impact the Stock Connect Program, if the authorities believe it necessary to assure orderly markets or for other reasons. There is no guarantee that the participating exchanges will continue to support the Stock Connect Program in the future. Each of the foregoing could restrict the China Funds from selling their investments, adversely affect the value of its holdings and negatively affect the China Funds' ability to meet shareholder redemptions.

Investments in China A-Shares may not be covered by the securities investor protection programs of the exchanges and, without the protection of such programs, will be subject to risk of default by the broker. Because of the way in which A-Shares are held in the Stock Connect Program, the a fund or counterparty may not be able to exercise the rights of a shareholder and may be limited in its ability to pursue claims against the issuer of a security, and may suffer losses in the event the depository of the Shanghai or Shenzhen Stock Exchange becomes insolvent. Given that all trades through the Stock Connect Program must be settled in RMB, investors must have timely access to a reliable supply of offshore RMB, which cannot be guaranteed. Currently, foreign investors are exempt from paying capital gains or value-added taxes on income and gains from purchases and sales of securities through Stock Connect, however, these rules could change, which could result in unexpected tax liabilities for other funds or the counterparties, which could result in additional tracking error or costs for the China Funds.

Special Risk Considerations Relating to RQFII and QFII Investments Risk

The China Funds' ability to achieve their investment objective is dependent on the ability of other ETFs and counterparties

to obtain their QFII or RQFII quota, to the extent that their investment strategy depends on such quota. The China Funds also cannot predict what would occur if general QFII or RQFII quotas were reduced or eliminated. Either circumstance would likely have a material adverse impact on the China Funds through its indirect investments and would likely adversely affect the willingness and ability of potential swap counterparties to engage in swaps with the China Funds that are linked to the performance of A-shares. Additionally, other ETFs may limit or suspend creation unit activity and shares could trade at a significant premium or discount to its NAV or invest in securities that are not in the China Funds' underlying index, and therefore impact the China Funds' ability to obtain exposure to their underlying indices and the China Funds' ability to achieve their investment objectives or obtain a high correlation to their underlying indices.

Presently, there are a limited number of firms and potential counterparties that have RQFII or QFII status or are willing and able to enter into swap transactions linked to the performance of A-shares. If the China Funds are unable to obtain sufficient leveraged exposure to their underlying indices due to the limited availability of necessary investments or financial instruments, the China Funds could, among other things, as a defensive measure, limit or suspend creation units until the Adviser determines that the requisite exposure to their underlying indices is obtainable. During the period that creation units are suspended, the China Funds could trade at a significant premium or discount to their NAV and could experience substantial redemptions. Alternatively, the China Funds could change their investment objectives, for example, seeking leveraged exposure to track an alternative index focused on Chinese-related stocks other than A-shares or other appropriate investments, or decide to liquidate the China Funds.

On May 7, 2020, the People's Bank of China ("PBOC") and China's State Administration of Foreign Exchange ("SAFE") jointly issued regulations that were effective June 7, 2020, which among other changes, removed the QFII and RQFII quota restrictions. However, this is a relatively new development and there is no guarantee that quotas will continue to be relaxed.

Cloud Computing Company Risk

Cloud Computing companies may have limited product lines, markets, financial resources or personnel. These companies typically face intense competition and potentially rapid product obsolescence. In addition, many Cloud Computing companies store sensitive consumer information and could be the target of cybersecurity attacks and other types of theft, which could have a negative impact on these companies. As a result, these companies may be adversely impacted by government regulations, and may be subject to additional regulatory oversight with regard to privacy concerns and cybersecurity risk. These companies are also heavily dependent on intellectual property rights and may be adversely affected by loss or impairment of those rights. Cloud Computing companies could be negatively impacted by disruptions in service caused by hardware or software failure, or by interruptions or delays in service by third-party data center hosting facilities and maintenance providers. Cloud

Computing companies, especially smaller companies, tend to be more volatile than companies that do not rely heavily on technology.

Consumer Discretionary Sector Risk

Because companies in the consumer discretionary sector manufacture products and provide discretionary services directly to the consumer, the success of these companies is tied closely to the performance of the overall domestic and international economy, interest rates, competition and consumer confidence. Success depends heavily on disposable household income and consumer spending. Also, companies in the consumer discretionary sector may be subject to severe competition, which may have an adverse impact on a company's profitability. Changes in demographics and consumer tastes also can affect the demand for, and success of, consumer discretionary products in the marketplace.

Consumer Staples Sector Risk

Consumer staples companies are subject to government regulations affecting their products which may negatively impact such companies' performance. For instance, government regulations may affect the permissibility of using various food additives and production methods of companies that make food products, which could affect company profitability. Also, the success of food, beverages, household and personal product companies may be strongly affected by changing consumer tastes and/or interest, marketing campaigns and other factors affecting supply and demand, including performance of the overall domestic and global economy, interest rates, competition and consumer confidence and spending. In particular, tobacco companies may be adversely affected by new laws, regulations and litigation. The consumer staples sector may also be adversely affected by changes or trends in commodity prices, which may be influenced or characterized by unpredictable factors.

Emerging Markets Risk

Securities of companies operating in emerging markets face the potential for greater market volatility, lower trading volume, higher levels of inflation, political and economic instability, greater risk of market shutdown and more government limitations on foreign investments. To the extent a foreign security is denominated in U.S. dollars, there is also the risk that a foreign government will not let U.S. dollar-denominated assets leave the country. Emerging market countries may include economies that concentrate in only a few industries, security issues that are held by only a few investors, limited trading capacity in local exchanges and the possibility that markets or issuances or securities offerings may be manipulated by foreign nationals who have inside information. Additionally, emerging markets often have less uniformity in accounting and reporting requirements, less reliable securities valuations and greater risks associated with custody of securities than developed markets. Shareholder claims and legal remedies that are common in the United States may be difficult or impossible to pursue in many emerging market countries. Emerging markets often have greater risk of capital controls through such measures as taxes or interest rate control than developed

markets. Certain emerging markets countries may also lack the infrastructure necessary to attract large amounts of foreign trade and investment. Local securities markets in emerging market countries may trade a small number of securities and may be unable to respond effectively to increases in trading volume, potentially making prompt liquidation of holdings difficult or impossible at times. Settlement procedures in emerging market countries are frequently less developed and reliable than those in other developed countries, which may result in significant delays in registering the transfer of securities may make it more difficult for the Fund to value its holdings.

Economic, business, political, or social instability may adversely affect the value of emerging market securities more than securities of developed markets. Additionally, any of these developments may result in a decline in the value of a country's currency. Emerging markets may develop unevenly and may never fully develop. There is also a higher risk of loss due to expropriation, nationalization, confiscation of assets and property or the imposition of restrictions on foreign investments and repatriation of capital invested in certain emerging market countries.

Energy Sector Risk

Companies that engage in energy-related businesses may be cyclical and highly dependent on energy prices. Energy sector securities may be adversely impacted by the following factors, among others: changes in the levels and volatility of global energy prices, global supply and demand, and capital expenditures on the exploration and production of energy sources; exchange rates, interest rates, economic conditions, and tax treatment; and energy conservation efforts, increased competition and technological advances. Companies in this sector may be subject to substantial government regulation and contractual fixed pricing, which may increase the cost of doing business and limit earnings. A significant portion of an energy company's revenue may come from a relatively small number of customers, including governmental entities and utilities. Energy companies may operate or engage in, transactions involving countries with less developed regulatory regimes or a history of expropriation, nationalization or other adverse policies. Energy companies may also be significantly impacted by the supply of, and demand for, specific products, such as oil and natural gas, and services, exploration and production spending, government subsidization, world events and general economic conditions. Energy companies may have relatively high levels of debt and may be more likely than other companies to restructure. In addition, these companies are at risk of civil liability from accidents resulting in injury, loss of life or property, pollution or other environmental damage claims and risk of loss from terrorism, political unrest and natural disasters.

During the COVID-19 outbreak and disputes among oil-producing countries regarding potential limits on the production of crude oil, the energy sector experienced increased volatility. In particular, significant market volatility in the crude oil markets as well as the oil futures markets

resulted in the market price of the front month WTI crude oil futures falling below zero for a period of time.

Financials Sector Risk

Performance of companies in the financials sector may be materially impacted by many factors, including but not limited to, government regulations, economic conditions, credit rating downgrades, changes in interest rates and decreased liquidity in credit markets. Profitability of these companies is largely dependent on the availability and cost of capital and can fluctuate significantly when interest rates change. Credit losses resulting from financial difficulties of borrowers also can negatively impact the sector. These companies are also subject to substantial government regulation and intervention, which may adversely impact the scope of their activities, the prices they can charge, the amount of capital they must maintain, and potentially, their size. Government regulation may change frequently and may have significant adverse consequences for financial companies, including effects that are not intended by such regulation. The impact of more stringent capital requirements, or recent or future regulation in various countries on any individual financial company or of the financials sector as a whole, cannot be predicted. The financials sector is also a target for cyber attacks and may experience technology malfunctions and disruptions, which have occurred more frequently in recent years.

Gold and Silver Mining Company Risk

A Fund may be concentrated in the gold mining industry and may have significant exposure to assets in the silver mining industry, and would therefore be sensitive to changes in the overall condition of gold- and silver-related companies. Competitive pressures may have a significant effect on the financial condition of gold- and silver-related companies. Also gold- and silver-related companies are highly dependent on the price of gold and silver bullion, respectively, and may be adversely affected by a variety of worldwide economic, financial and political factors.

A drop in the price of gold and/or silver bullion would particularly adversely impact the profitability of small- and mid-capitalization gold- and silver-related companies and their ability to secure financing. Furthermore, mining companies that are only in the exploration stage are typically unable to adopt specific strategies for controlling the impact of the price of gold or silver on their profits. In times of significant inflation or great economic uncertainty, gold, silver and other precious metals may outperform traditional investments such as bonds and stocks. However, in times of stable economic growth, traditional equity and debt investments could offer greater appreciation potential and the value of gold, silver and other precious metals may be adversely affected, which could in turn affect a Fund.

A significant portion of the world's gold reserves are held by governments, central banks and related institutions. The production, purchase and sale of precious metals by governments or central banks or other larger holders can be negatively affected by various economic, financial, social and political factors, which may be unpredictable and may have a significant adverse impact on the supply and prices of precious metals. Economic, social and political conditions

in those countries that are the largest producers of gold may have a direct negative impact on the production and marketing of gold and on sales of central bank holdings.

Some gold, silver and precious metals mining operation companies may hedge their exposure to declines in gold, silver and precious metals by selling forward future production, which may result in lower returns during periods when the prices of gold, silver and precious metals increase. Small and Mid-capitalization companies may be unable to adopt specific strategies of controlling the impact of gold and silver prices on their companies. The gold, silver and precious metals industries can be significantly adversely affected by events relating to international political developments, the success of exploration projects, commodity prices, tax and government regulations, changes in inflation or expectations regarding inflation in various countries and investment speculation. If a natural disaster or other event with a significant economic impact occurs in a region which the companies included in the underlying indices operate, such disaster or event could negatively impact the profitability of such companies and, in turn, impact a Fund's returns. Gold- and silver-related companies may also be significantly adversely impacted by import controls, worldwide competition, liability for environmental damage, depletion of resources, and mandated expenditures for safety and pollution control devices.

Indian Securities Risk

India is an emerging market country and exhibits significantly greater market volatility in comparison to developed markets. Political and legal uncertainty, greater government control over the economy, currently fluctuations or blockage, and the risk of nationalization or expropriation of assets may result in higher potential for losses. Moreover, government actions can have a significant effect on the economic conditions in India, which could adversely affect the value and liquidity of securities that trade on Indian exchanges. The securities markets in India are comparatively underdeveloped and stockbrokers and other intermediaries may not perform as well as their counterparts in the U.S. or other more developed securities markets. The limited liquidity of the Indian securities markets may also affect the ability of funds or counterparties to acquire or dispose of securities at the desired price or time

Securities of companies located in India face potential legal, regulatory, political, and economic risks. Political and legal uncertainty, ongoing religious and border disputes within its territory and between India and its neighboring countries, greater government control over the economy, currency fluctuations or blockage, and the risk of nationalization or expropriation of assets may result in higher potential for losses. The securities markets in India are relatively underdeveloped and may subject the Fund to higher transaction costs or greater uncertainty than investments in more developed securities markets. Indian securities markets are characterized by a small number of listed companies that have significantly smaller market capitalizations, greater price volatility, greater delays and possibility of disruptions in settlement transactions, and less liquidity. Investments in securities of issuers located or operating in India also may

be limited or prevented, at times, due to the limits on foreign ownership imposed by the Reserve Bank of India.

Industrials Sector Risk

Stock prices of issuers in the industrials sector are affected by supply and demand both for their specific product or service and for industrials sector products in general. Government regulation, world events, exchange rates and economic conditions, technological developments and liabilities for environmental damage and general civil liabilities will also affect the performance of investment in such issuers. Aerospace and defense companies, a component of the industrials sector, can be significantly affected by government spending policies because companies involved in this industry rely to a significant extent on U.S. and other government demand for their products and services. Thus, the financial condition of, and investor interest in, aerospace and defense companies are heavily influenced by government defense spending policies which are typically under pressure from efforts to control government spending budgets. Transportation companies, another component of the industrials sector, are subject to cyclical performance and therefore investment in such companies may experience occasional sharp price movements which may result from changes in the economy, fuel prices, labor agreements and insurance costs.

Information Technology Sector Risk

The value of stocks of information technology companies and companies that rely heavily on technology is particularly vulnerable to rapid changes in technology product cycles, rapid product obsolescence, government regulation, and competition, both domestically and internationally, including competition from competitors with lower production costs. In addition, many information technology companies have limited product lines, markets, financial resources or personnel. Information technology companies and companies that rely heavily on technology, especially those of smaller, less-seasoned companies, tend to be more volatile and less liquid than the overall market. Information technology companies are heavily dependent on patent and intellectual property rights, the loss or impairment of which may adversely affect profitability. Additionally, companies in the information technology sector may face dramatic and often unpredictable changes in growth rates and competition for the services of qualified personnel.

Internet Company Industry Risk

The market prices of internet securities tend to exhibit a greater degree of market risk and sharp price fluctuations than other types of securities. These securities may fall in and out of favor with investors rapidly, which may cause sudden selling and dramatically lower market prices. These companies are subject to rapid changes in technology, worldwide competition, rapid obsolescence of products and services, loss of patent protections, evolving industry standards and frequent new product productions. Internet securities also may be affected adversely by changes in consumer and business purchasing patterns and government regulations. These companies may have high market valuations and may appear less attractive to investors, which may cause sharp decreases in their market prices.

Latin American Securities Risk

The economies of certain Latin American countries have experienced high interest rates, economic volatility, inflation, currency devaluations, government debt defaults and high unemployment rates. In addition, commodities, (such as oil, gas and minerals) represent a significant percentage of the region's exports and many economies in this region are particularly sensitive to fluctuations in commodity prices. The economies of Latin American countries are heavily dependent on trading relationships with key trading partners, including the U.S., Europe, Asia and other Latin American countries. Adverse economic events in one country may have a significant adverse effect on other countries of this region.

Certain Latin American countries have experienced periods of political and economic instability and social unrest in the past, including significant unemployment, as well as widespread underemployment. International economic conditions, as well as world prices for oil and other commodities may also influence the development of Latin American economies. Certain Latin American countries have experienced economic instability resulting in periods of high inflation and currency devaluation. These risks, among others, may materially affect the value of the Fund's investments.

Materials Sector Risk

Companies in the materials sector could be adversely affected by commodity price volatility, exchange rate fluctuations, import controls and increased competition. The production of industrial materials often exceeds demand as a result of over-building or economic downturns, leading to poor investment returns. Companies in the materials sector also are at risk for environmental damage and product liability claims, and may be adversely affected by depletion of resources, technical progress, labor relations, political and social unrest, and governmental regulations.

Mining and Metal Industry Risk

Prices of gold, silver or other precious metals, and of gold, silver and other precious metal-related securities, historically have been very volatile. The high volatility of gold, silver and other precious metal prices may adversely affect the financial condition of companies involved with gold, silver and other precious metals. The production and sale of precious metals by governments or central banks or other larger holders can be affected by various economic, financial, social and political factors, which may be unpredictable and may have a significant impact on the supply and prices of precious metals. Additionally, producers of gold, silver or other precious metals are often concentrated in a small number of countries or regions. Economic and political conditions in those countries may have a direct effect on the production and marketing of gold, silver and other precious metals and on sales of central bank gold, silver and other precious metals holdings.

Some gold, silver and precious metals mining operation companies may hedge, to varying degrees, their exposure to falls in gold, silver and precious metals prices by selling forward future production. This may limit the company's ability to benefit from future increases in the price of gold, silver or precious metals, thereby lowering returns to a Fund. Hedging techniques also have their own risk, including the

possibility that a mining company or other party will be unable to meet its contractual obligations and potential margin requirements.

Other factors that may affect the prices of precious metals and securities related to them include changes in inflation, the outlook for inflation and changes in industrial and commercial demand for precious metals. Additionally, increased environmental or labor costs may depress the value of mining and metal investments.

In addition, in many countries, the activities of companies engaged in mining are subject to the policies adopted by government officials and agencies and are subject to national and international political and economic developments. Moreover, political, social and economic conditions in many mining and metals producing countries are somewhat unsettled, which may pose certain risks to a Fund in addition to the risks described in “Emerging Markets Risk” and “Foreign Securities Risk” because the Fund may hold a portion of its assets in securities of issuers in such countries.

Oil and Gas Industry Risk

Securities of companies in the oil and gas exploration and production industries develop and produce crude oil and natural gas and provide drilling and other energy resources production and distribution related services. Stock prices for these types of companies are affected by supply and demand both for their specific product or services and for energy products in general. The oil and gas sector is a highly competitive and cyclical industry, with intense price competition. The price of oil and gas, exploration and production spending, government regulation, world events and economic conditions will affect the performance of these companies. Correspondingly, securities of companies in the energy field are subject to swift price and supply fluctuations caused by events relating to international politics, energy conservation, the success of exploration products and tax and other governmental regulatory policies. Weak demand for the companies’ products or services or for energy products and services in general, as well as negative developments in these other areas, may adversely impact a company’s performance. Oil and gas exploration and production can be significantly affected by natural disasters and adverse weather conditions as well as changes in exchange rates, interest rates, and government regulation, expropriation, nationalization, confiscation of assets and property, imposition of restrictions on foreign investments and repatriation of capital, military coups, social or political unrest, technological advances or developments, imposition of import controls, world events and economic conditions.

These companies may be at risk for environmental damages claims. Additionally, these companies’ operations are subject to hazards inherent in the oil and gas industry, such as fire, explosion, blowouts, loss of well control, oil spills, pipeline and equipment leaks, and ruptures and discharges of toxic and hazardous gases. These companies may be at risk for environmental damages claims and other types of litigation. The revenues of these companies may be negatively affected by contract termination and renegotiation. In this sector, it is customary for contracts to provide for either automatic termination or termination at the option of the customer

if the drilling unit is destroyed or lost or if drilling operations are suspended for a specified period of time as a result of events beyond the control of either party or because of equipment breakdowns. Additionally, in periods of depressed market conditions, the customers of oil services companies may not honor the terms of existing contracts and may terminate contracts or seek to renegotiate contract rates and terms to reduce their obligations.

Robotics & Artificial Intelligence Company Risk

Robotics and artificial intelligence companies may have limited product lines, markets, financial resources or personnel. These companies typically face intense competition and potentially rapid product obsolescence. These companies are also heavily dependent on intellectual property rights and may be adversely affected by loss or impairment of those rights. There can be no assurance these companies will be able to successfully protect their intellectual property to prevent the misappropriation of their technology, or that competitors will not develop technology that is substantially similar or superior to such companies’ technology. Robotics and artificial intelligence companies typically engage in significant amounts of spending on research and development, and there is no guarantee that the products or services produced by these companies will be successful. Robotics and artificial intelligence companies, especially smaller companies, tend to be more volatile than companies that do not rely heavily on technology.

Russian Securities Risk

Securities of companies in Russia and those companies that generate significant revenues from Russia face heightened risks including, among others, expropriation and/or nationalization of assets, restrictions on and government intervention in international trade, confiscatory or punitive taxation, regional conflict, political instability, including authoritarian and/or military involvement in governmental decision making, armed conflict, the imposition of economic sanctions by other nations, the impact on the economy as a result of civil war and social instability as a result of religious, ethnic and/or socioeconomic unrest.

The securities markets of Russia are underdeveloped and are often considered to be less correlated to global economic cycles than those markets located in more developed countries. As a result, securities markets in Russia are subject to greater risks associated with market volatility, lower market capitalization, lower trading volume, inflation, greater price fluctuations, uncertainty regarding the existence of trading markets, governmental control and heavy regulation of labor and industry. Additionally, certain investments in Russia may become less liquid in response to market developments or adverse investor perceptions, or become illiquid after purchase by a Fund, particularly during periods of market turmoil. During periods of illiquidity, a Fund’s investments may be harder to value, especially in changing markets. Moreover, trading on securities markets in Russia may be suspended altogether.

The government in Russia may restrict or control to varying degrees the ability of foreign investors to invest in securities of issuers located or operating in Russia. These restrictions

and/or controls may at times limit or prevent foreign investment in securities of issuers located or operating in Russia. Moreover, governmental approval or special licenses may be required prior to investments by foreign investors and may limit the amount of investments by foreign investors in a particular industry and/or issuer and may limit such foreign investment to a certain class of securities of an issuer that may have less advantageous rights than the classes available for purchase by domiciliaries of Russia and/or impose additional taxes on foreign investors. Less information may be available about companies in which a Fund invests or has exposure to because many companies that are tied economically to Russia are not subject to accounting, auditing and financial reporting standards or to other regulatory practices required of U.S. companies. These factors, among others, make investing in issuers located or operating in Russia significantly riskier than investing in issuers located or operating in more developed countries and may lead to a decline in the value of a Fund.

The value of the Russian Ruble may be subject to a high degree of fluctuation. A Fund's assets will be invested primarily in equity securities of Russian issuers and the income received by a Fund will be principally in Russian Rubles. A Fund's exposure to the Russian Ruble and changes in value of the Russian Ruble versus the U.S. Dollar may result in reduced returns to a Fund. Moreover, a Fund may incur costs in connection with conversions between U.S. Dollars and the Russian Ruble. In addition, the current economic turmoil in Russia and the effects on the current global economic crisis on the Russian economy may have significant adverse effects on the Russian Ruble.

As a result of continued political tensions and armed conflicts, the United States and the European Union have imposed sanctions on certain Russian entities and individuals and certain sectors of Russia's economy, which may result in, among other things, the devaluation of Russian currency, a downgrade in the country's credit rating, and/or a decline in the value and liquidity of Russian securities, property or interests. The United States and other nations or international organizations may impose additional economic sanctions or take other actions that may adversely affect Russia-exposed issuers and companies in various sectors of the Russian economy, including, but not limited to, the financial services, energy, metals and mining, engineering, and defense and defense-related materials sectors. These sanctions, any future sanctions or other actions, or even the threat of further sanctions or other actions, may negatively affect the value and liquidity of a Fund's portfolio and may impair a Fund's ability to achieve its investment objective. For example, the Fund or the ETF in which it invests, may be prohibited from investing in securities issued by companies subject to such sanctions. In addition, the sanctions may require the Fund or the ETF in which it invests to freeze its existing investments in Russian companies, prohibiting the Fund from buying, selling or otherwise transacting in these investments. Russia has undertaken and may undertake additional countermeasures or retaliatory actions, which may further impair the value and liquidity of Russian securities and potentially disrupt the Fund's operations. Any retaliatory actions by Russia may further impair the value and liquidity

of the Fund's holdings and potentially disrupt its operations. Uncertainty as to future relations between Russia and the United States or the European Union countries may also cause a decline in the value of the Fund. All of these reasons may also cause the underlying fund that the Fund utilizes to meet its investment objective to decline in value and result in the underlying fund limiting or suspending the purchase or redemption its shares, leading to the Fund purchasing or selling its holdings in the underlying fund at a premium or discount.

Despite recent reform and privatization, the Russian government continues to control a large share of economic activity in the region. The Russian government owns shares in corporations in a range of sectors including banking, energy production and distribution, automotive, transportation and telecommunications. Additionally, because Russia produces and exports large volumes of oil and gas, the Russian economy is particularly sensitive to the price of oil and gas on the world market, and a decline in the price of oil and gas could have a significant negative impact on the Russian economy.

Large-Capitalization Company Risk

Large-capitalization companies may be less able to adapt to changing market conditions or to respond quickly to competitive challenges or to changes in business, product, financial, or market conditions. Larger companies may not be able to maintain growth at rates that may be achieved by well-managed smaller and mid-size companies, which may affect the companies' returns.

Micro-Capitalization Company Risk

Micro-capitalization companies often have limited product lines, narrower markets for their goods and/or services and more limited managerial and financial resources than larger, more established companies, including companies which are considered small- or mid-capitalization. In addition, because these stocks are not well known to the investing public, do not have significant institutional ownership and are followed by relatively few security analysts, there will normally be less publicly available information concerning these securities compared to what is available for the securities of larger companies. Adverse publicity and investor perceptions, whether based on fundamental analysis, can decrease the value and liquidity of securities held by a Fund. As a result, their performance can be more volatile and they face greater risk of business failure, which could increase the volatility of a Fund's portfolio.

Mid-Capitalization Company Risk

Mid-capitalization companies often have narrower markets for their goods and/or services and more limited managerial and financial resources. Furthermore, those companies often have limited product lines, services, markets, financial resources or are dependent on a small management group. In addition, because these stocks are not well known to the investing public, do not have significant institutional ownership and are followed by relatively few security analysts, there will normally be less publicly available information concerning these securities compared to what is available for the securities of larger companies. Adverse publicity and

investor perceptions, whether or not based on fundamental analysis, can decrease the value and liquidity of securities held by a Fund. As a result, the price of mid-capitalization companies can be more volatile and they may be less liquid than large-capitalization companies, which could increase the volatility of a Fund's portfolio.

Small- and/or Mid-Capitalization Company Risk

Small- and/or mid-capitalization companies often have narrower markets for their goods and/or services and more limited managerial and financial resources. Furthermore, those companies often have limited product lines, services, markets, financial resources or are dependent on a small management group. Because these stocks are not well-known to the investing public, there will normally be less publicly available information concerning these securities. Adverse publicity and investor perceptions, whether or not based on fundamental analysis, can decrease the value and liquidity of securities held by a Fund, resulting in more volatile performance. They also face greater risk of business failure, which could increase the volatility of a Fund's portfolio.

Currency Exchange Rate Risk

Changes in foreign currency exchange rates will affect the value of a Fund's investments in securities denominated in a country's currency. Generally, when the U.S. Dollar rises in value against a foreign currency, an investment in that country loses value because that currency is worth fewer U.S. Dollars. Devaluation of a currency by a country's government or banking authority also will have a significant impact on the value of any investments denominated in that currency. If a Fund is exposed to a limited number of currencies, any change in the value of these currencies could have a material impact on a Fund's NAV.

Depository Receipt Risk

To the extent a Fund invests in, or has exposure to, foreign companies, investment may be in the form of depository receipts or other securities convertible into securities of foreign issuers. American Depository Receipts ("ADRs") are receipts typically issued by an American bank or trust company that evidence ownership of underlying securities issued by a foreign corporation. European Depository Receipts ("EDRs") are receipts issued in Europe that evidence a similar ownership arrangement. Global Depository Receipts ("GDRs") are receipts issued throughout the world that evidence a similar arrangement. Generally, ADRs, in registered form, are designed for use in the U.S. securities markets, and EDRs, in bearer form, are designed for use in European securities markets. GDRs are tradable both in the United States and in Europe and are designed for use throughout the world. Depository receipts will not necessarily be denominated in the same currency as their underlying securities.

Depository receipts may be purchased through "sponsored" or "unsponsored" facilities. A sponsored facility is established jointly by the issuer of the underlying security and a depository, whereas a depository may establish an unsponsored facility without participation by the issuer of the depository security. Holders of unsponsored depository receipts generally bear all the costs of such facilities and the depository of an

unsponsored facility frequently is under no obligation to distribute shareholder communications received from the issuer of the deposited security or to pass through voting rights to the holders of such receipts of the deposited securities.

Fund investments in depository receipts, which include ADRs, GDRs and EDRs, are deemed to be investments in foreign securities for purposes of a Fund's investment strategy.

Foreign Securities Risk

Foreign instruments may involve greater risks than domestic instruments. As a result, a Fund's returns and NAV may be affected to a large degree by fluctuations in currency exchange rates, interest rates, political, diplomatic or economic conditions and regulatory requirements in other countries. The laws and accounting, auditing, and financial reporting standards in foreign countries typically are not as strict as they are in the United States, and there may be less public information available about foreign companies.

Foreign securities may involve additional risk, including, greater market volatility, the availability of less reliable financial information, higher transactional and custody costs, taxation by foreign governments, decreased market liquidity and political instability. Certain foreign markets may rely heavily on particular industries or foreign capital and are more vulnerable to diplomatic developments, the imposition of economic sanctions against a particular country or countries, organizations, entities and/or individuals, changes in international trade patterns, trade barriers, and other protectionists or retaliatory measures. Additionally, a Fund may be impacted by a limitation on foreign ownership of securities, the imposition of withholding or other taxes, restrictions on the repatriation of cash or other assets, higher transaction and custody costs, delays in the settlement of securities, difficulties in enforcing contractual obligations and lower levels of regulation in the securities markets.

Geographic Concentration Risk

Investments in a particular country or geographic region may be particularly susceptible to political, diplomatic or economic conditions and regulatory requirements. As a result, a Fund may be more volatile than a more geographically diversified fund.

International Closed-Market Trading Risk

Because a Fund's investments may be traded in markets that are closed when the Exchange is open, there are likely to be deviations between the current value of an underlying investment and last sale pricing (*i.e.*, the last quote from its closed foreign market), resulting in premiums or discounts to NAV that may be greater than those experienced by other ETFs.

Index Strategy Risk

A Fund is linked to an underlying index maintained by a third party provider unaffiliated with a Fund. Securities held by a Fund will generally not be bought or sold in response to market fluctuations and may be concentrated in a particular industry if its underlying index is so concentrated. A Fund will generally not sell a security because its issuer is in financial

trouble or its value has declined, unless that holding is removed or is anticipated to be removed from its underlying index.

A Fund's underlying index relies on various sources of information to assess the securities included in its underlying index and there is no guarantee that the methodology utilized by the third party provider will result in its underlying index achieving positive returns. There is no assurance that the index provider's calculation methodology or sources of information will provide an accurate assessment of its underlying index's securities or achieve what the index intends. Errors in underlying index data, underlying index computations or the construction of the underlying index in accordance with its methodology may occur from time to time and may not be identified and corrected by the index provider for a period of time or at all, which may have an adverse impact on a Fund and its shareholders. Such errors may negatively or positively impact a Fund and its shareholders.

Unusual market conditions may cause the third party provider to postpone a scheduled rebalance to the underlying index, which could cause the underlying index to vary from its normal or expected composition. The postponement of a scheduled rebalance in a time of market volatility could mean that constituents of the underlying index that would otherwise be removed at rebalance due to changes in market capitalizations, issuer credit ratings, or other reasons may remain, causing the performance and constituents of the underlying index to vary from those expected under normal market conditions. Apart from scheduled rebalances, the third party provider or its agents may carry out additional ad hoc rebalances to the underlying index due to reaching certain weighting constraints, unusual market conditions or corporate events or in order, for example, to correct an error in the selection of underlying index constituents. Errors and additional ad hoc rebalances carried out by the third party provider or its agents to the underlying index may increase the costs to and the tracking error of a Fund.

A Fund's daily performance may deviate from a multiple of the daily return of the underlying index due to legal restrictions or limitations imposed by governments of certain countries, certain listing standards of a Fund's Exchange, a lack of liquidity on stock exchanges where securities trade, potential adverse tax consequences or other regulatory reasons (diversification requirements). Certain securities are valued at their closing prices on local foreign markets. A Fund or the ETF it utilizes to obtain exposure to the underlying index may fair value the underlying index's securities, which may adversely impact a Fund's ability to achieve its leveraged investment objective.

Liquidity Risk

Some securities held by a Fund, including derivatives, may be difficult to sell or illiquid, particularly during times of market turmoil. Markets for securities or financial instruments could be disrupted by a number of events, including, but not limited to, an economic crisis, natural disasters, new legislation or regulatory changes inside or outside the United States. Illiquid securities may be difficult to value, especially

in changing or volatile markets. If a Fund is forced to sell an illiquid security at an unfavorable time or price, a Fund may incur a loss. Certain market conditions may prevent a Fund from limiting losses, realizing gains or achieving a high correlation with its underlying index. There is no assurance that a security that is deemed liquid when purchased will continue to be liquid.

Market illiquidity may cause losses for certain Funds. For these Funds, to the extent that a Fund's underlying index moves adversely, a Fund may be one of many market participants that are attempting to transact in the securities of an underlying index or correlated instruments. Under such circumstances, the market for securities of the underlying index may lack sufficient liquidity for all market participants' trades. Therefore, a Fund may have more difficulty transacting in securities of the underlying index or correlated investments such as financial instruments and a Fund's transactions could exacerbate the price change of the securities of the underlying index. Additionally, because a Fund is leveraged, a minor adverse change in the value of underlying index should be expected to have a substantial adverse impact on a Fund and impact its ability to achieve its investment objective.

Early Close/Trading Halt Risk

When indices or securities experience a sharp decline in price, an exchange or market may close entirely or halt for a period of time in accordance with exchange "circuit breaker" rules or issue trading halts on specific securities and therefore, a Fund's ability to buy or sell certain securities or financial instruments may be restricted. These exchange or market actions may result in a Fund being unable to buy or sell certain securities or financial instruments. A Fund may be unable to rebalance its portfolio, may be unable to accurately price its investments and/or may incur substantial trading losses. If a Bull Fund is unable to rebalance its portfolio due to a market closure, a trading halt, an emergency, or other market disrupting event, it may result in a Bull Fund not achieving its investment objective and a Fund having a significantly larger leverage multiple than 200%, which may result in significant losses to Fund shareholders in certain circumstances. For example, if an underlying index that is utilized by a Bull Fund experiences a loss of 25% in one day and the Bull Fund is unable to rebalance the Fund's exposure, it could result in a Bull Fund having 300% leverage the next day the market is open for trading, which may result in larger than expected losses. If a Bear Fund is unable to rebalance its portfolio after its underlying index has experienced a loss of 25% in one day, it may not achieve its investment objective and may have a significantly lower leverage multiple than -200%, which may result in lower gains or losses than expected by a Bear Fund.

Additionally, exchange or market closures or trading halts may result in a Fund's shares trading at an increasingly large discount to NAV and/or at increasingly wide bid-ask spreads during part of, or all of, the trading day.

Equity Securities Risk

Publicly-issued equity securities, including common stocks, are subject to market risks that may cause their prices to

fluctuate over time. Fluctuations in the value of equity securities in which a Fund invests will cause the NAV of the Fund to fluctuate.

High Portfolio Turnover Risk

Daily rebalancing of a Fund's holdings pursuant to its daily investment objective causes a much greater number of portfolio transactions when compared to most ETFs. Additionally, active market trading of a Fund's shares on such exchanges as the NYSE Arca, Inc., could cause more frequent creation and redemption activities which could increase the number of portfolio transactions. Frequent and active trading may lead to higher transaction costs because of increased broker commissions resulting from such transactions. In addition, there is the possibility of significantly increased short-term capital gains (which will be taxable to shareholders as ordinary income when distributed to them). A Fund calculates portfolio turnover without including the short-term cash instruments or derivative transactions that comprise the majority of a Fund's trading. As such, if a Fund's extensive use of derivative instruments were reflected, the calculated portfolio turnover rate would be significantly higher.

Non-Diversification Risk

A Fund invests a high percentage of its assets in a limited number of securities. A Fund's NAV and total return may fluctuate more, or fall greater, in times of weaker markets than a diversified mutual fund because the Fund may invest its assets in a smaller number of issuers or may invest a larger proportion of its assets in a single issuer. As a result, the gains or losses on a single investment may have a greater impact on a Fund's NAV and may make a Fund more volatile than more diversified funds.

Securities Lending Risk

Securities lending involves the risk that a Fund may lose money because the borrower of the loaned securities fails to return the securities in a timely manner or at all. A Fund could also lose money in the event of a decline in the value of collateral provided for loaned securities, a decline in the value of any investments made with cash collateral, or a "gap" between the return on cash collateral reinvestments and any fees a Fund has agreed to pay a borrower. These events could also trigger adverse tax consequences for a Fund. In the event of a large redemption while a Fund has loaned portfolio securities, a Fund may suffer losses (e.g. overdraft fees) if it is unable to recall the securities on loan in time to fulfill the redemption.

Special Risks of Exchange-Traded Funds

Authorized Participants Concentration Risk. A Fund may have a limited number of financial institutions that may act as Authorized Participants. To the extent that those Authorized Participants exit the business or are unable to process creation and/or redemption orders, Shares may trade at larger bid-ask spreads and/or premiums or discounts to net asset value. Authorized Participant concentration risk may be heightened for a fund that invests in non-U.S. securities or other securities or instruments that have lower trading volumes.

Market Price Variance Risk. Shares of a Fund that are listed for trading on NYSE Arca and can be bought and sold in the secondary market at market prices rather than at NAV. The market prices of Shares will fluctuate in response to changes in the value of a Fund's holdings and supply and demand for Shares. Shareholders that purchase or sell Shares on the secondary market may trade Shares at a price greater than NAV (a premium) or less than NAV (a discount). There may be times when the market price and the NAV vary significantly. A Fund's investment results are measured based upon the daily NAV of the Fund over a period of time. Investors purchasing and selling Shares in the secondary market may not experience investment results consistent with those experienced by those creating and redeeming directly with a Fund at NAV. There is no guarantee that an active secondary market will develop for Shares of a Fund. To the extent that exchange specialists, market makers, Authorized Participants, or other participants are unavailable or unable to trade a Fund's Shares and/or create or redeem Creation Units, bid-ask spreads and premiums or discounts may widen and a Fund's Shares may possibly be subject to trading halts and/or delisting. In addition, disruptions to creation and redemptions, including disruptions at various market participants, and significant market volatility, may result in trading prices of Shares that differ significantly from the Fund's net asset value.

Fund Shares Trading Risk/Bid-Ask Spread Risk. Investments in Fund shares are subject to risks as a result of their trading in the secondary market. For example, investors transacting in the secondary market may incur costs as a result of there being a (potentially significant) spread (or difference) between the price that purchasers are willing to pay for shares (the bid) and the price at which sellers are willing to sell shares (the ask). This spread, which is known as a bid-ask spread, will vary based on, among other things, market demand for shares, the liquidity of a Fund portfolio and other factors. In addition, like other securities that are listed on an exchange, Fund shares can be sold short. Accordingly, their price can be volatile and they can be subject to pressure from short sales. Further, trading in all listed securities, including Fund shares, can be halted, including due to market volatility triggering "circuit breaker" rules.

Other Risks of the Funds

Adviser's Investment Strategy Risk

The Adviser utilizes a quantitative methodology to select investments for each Fund. Although this methodology is designed to correlate each Fund's daily performance with 200% of the daily performance of its underlying index, there is no assurance that such methodology will be successful and will enable a Fund to achieve its investment objective.

Aggressive Investment Techniques Risk

Using investment techniques that may be considered aggressive, such as futures contracts, forward contracts, options and swap agreements, includes the risk of potentially dramatic changes (losses) in the value of the instruments,

imperfect correlations between the price of the instrument and the underlying security or index, and volatility of a Fund.

Cybersecurity Risk

The increased use of technologies, such as the internet, to conduct business increases the operational, information security and related “cyber” risks both directly to a Fund and through its service providers. Similar types of cyber security risks are also present for issuers of securities in which a Fund may invest, which could result in material adverse consequences for such issuers. Unlike many other types of risks faced by a Fund, these risks typically are not covered by insurance. Cyber incidents can result from deliberate attacks or unintentional events. Cyber incidents may include, but are not limited to, gaining unauthorized access to digital systems (e.g., through “hacking” or malicious software coding) for purposes of misappropriating assets or sensitive information, corrupting data, causing physical damage to computer or network systems, or causing operational disruption. Cyber attacks may also be carried out in a manner that does not require gaining unauthorized access, such as causing denial-of-service attacks on websites (i.e., efforts to make network services unavailable to intended users).

Failures or breaches of the electronic systems of a Fund, a Fund’s advisor, distributor, other service providers, counterparties, securities trading venues, or the issuers of securities in which a Fund invests have the ability to cause disruptions and negatively impact a Fund’s business operations, potentially resulting in financial losses to a Fund and its shareholders. Cyber attacks may also interfere with the Fund’s calculation of its NAV, result in the submission of erroneous trades or erroneous creation or redemption orders, and could lead to violations of applicable privacy and other laws, regulatory fines, penalties, reputational damage, reimbursement or other compensation costs and/or additional compliance costs. While a Fund has established business continuity plans, there are inherent limitations in such plans, including the possibility that certain risks have not been identified and that prevention and remediation efforts will not be successful. Furthermore, a Fund cannot control the cyber security plans and systems of a Fund’s service providers or issuers of securities in which a Fund invests.

Commodity Pool Registration Risk

Under amended regulations promulgated by the U.S. Commodities Futures Trading Commission (“CFTC”), the Funds are considered commodity pools, and therefore each is subject to regulation under the Commodity Exchange Act and CFTC rules. The Adviser is registered as a commodity pool operator and will manage the Funds in accordance with CFTC rules as well as the rules that apply to registered investment companies, which includes registering the Funds as commodity pools. Registration as a commodity pool subjects the registrant to additional laws, regulations and enforcement policies, all of which may potentially increase compliance costs and may affect the operations and financial performance of the Funds.

Gain Limitation Risk

Rafferty will attempt to position each Fund’s portfolio to ensure that a Fund does not gain or lose more than 90% of its NAV on a given day. As a consequence, a Fund’s portfolio

should not be responsive to underlying index movements of more than 45% in a given day. For example, for a Fund, if its underlying index were to gain 50%, its gains should be limited to a daily gain of 90% (i.e. 200% of 45%) rather than 100% (i.e. 200% of 50%).

Investment Risk

An investment in a Fund is not a deposit in a bank and is not insured or guaranteed by the Federal Deposit Insurance Corporation or any other government agency. When you sell your Shares, they could be worth less than what you paid for them.

LIBOR Risk

A Fund may invest in certain debt securities, derivatives or other financial instruments that utilize the London Interbank Offered Rate (“LIBOR”) as a benchmark or reference rate for various interest rate calculations. LIBOR may be a significant factor in determining a Fund’s payment obligations under a derivative investment, the cost of financing to a Fund or an investment’s value or return to a Fund, and may be used in other ways that affect a Fund’s investment performance.

In July 2017, the Financial Conduct Authority, the United Kingdom’s financial regulatory body, announced that after 2021 it will cease its active encouragement of banks to provide quotations needed to sustain the LIBOR rate, which means that the LIBOR rate may no longer be published after 2021. Although there is still uncertainty regarding a replacement rate, it is anticipated that certain derivatives and other transactions that currently utilize LIBOR will transition to using the Secured Overnight Financing Rate (“SOFR”), which is a broad measure of the cost of overnight borrowings secured by U.S. Treasury securities. However, various counterparties or other entities may be unwilling or unable to utilize SOFR prior to 2021 or may be unable to modify existing agreements or instruments in a timely manner. The transition from LIBOR to SOFR (or any other replacement rate) may lead to a reduction in the value of some LIBOR-based investments and the effectiveness of new hedges placed against existing LIBOR-based investments, as well as significant market uncertainty, increased volatility, and illiquidity in markets for various instruments, which may result in prolonged adverse market conditions and impact a Fund’s performance or NAV.

Money Market Instrument Risk

Money market instruments, including money market funds, depository accounts and repurchase agreements may be used for cash management purposes. Money market funds may be subject to credit risk with respect to the short-term debt instruments in which they invest. Depository accounts may be subject to credit risk with respect to the financial institution in which the depository account is held. Repurchase agreements are contracts in which a seller of securities agrees to buy the securities back at a specified time and price. Repurchase agreements may be subject to market and credit risk related to the collateral securing the repurchase agreement. Money market instruments may also be subject to credit risks associated with the instruments in which they invest. There is no guarantee that money market instruments will maintain a stable value, and they may lose money.

Regulatory Risk

Additional legislative or regulatory changes could occur that may materially and adversely affect each Fund. Such changes could result in material adverse consequences for each Fund. Recently, the regulator for each Fund has proposed changes in the regulation of leveraged funds that could have a material adverse effect on the ability of a Fund to pursue its investment objective or strategy, which could result in the Fund changing its investment objective to comply with the regulations.

Valuation Risk

In certain circumstances, such as when the Adviser believes market quotations do not accurately reflect the fair value of an investment, or when a trading halt ends trading in a security or closes an exchange or market early, a holding may be fair valued for the day or for a longer period of time. The fair valuation of the holding may be different from other value determinations of the same holding. Holdings that are valued using techniques other than market quotations, including "fair valued" holdings, may be subject to greater fluctuation in their value from one day to the next than would be the case if market quotations were used. In addition, the price a Fund could receive upon the sale of a holding may differ from the Fund's valuation of the holding or from the value used by the underlying index, particularly for holdings that trade in low volume or volatile markets or that are valued using a fair value methodology as a result of trade suspensions or halts or for any other reason.

A Precautionary Note to Retail Investors. The Depository Trust Company ("DTC"), a limited trust company and securities depository that serves as a national clearinghouse for the settlement of trades for its participating banks and broker-dealers, or its nominee, will be the registered owner of all outstanding Shares of each Fund of the Trust. Your ownership of Shares will be shown on the records of DTC and the DTC Participant broker through whom you hold the Shares. THE TRUST WILL NOT HAVE ANY RECORD OF YOUR OWNERSHIP. Your account information will be maintained by your broker, who will provide you with account statements, confirmations of your purchases and sales of Shares, and tax information. Your broker also will be responsible for ensuring that you receive shareholder reports and other communications from a Fund whose Shares you own. Typically, you will receive other services (e.g., average basis information) only if your broker offers these services.

A Precautionary Note to Purchasers of Creation Units. Because new Shares may be issued on an ongoing basis, a "distribution" of Shares could be occurring at any time. As a dealer, certain activities on your part could, depending on the circumstances, result in your being deemed a participant in the distribution, in a manner that could render you a statutory underwriter and subject you to the prospectus

delivery and liability provisions of the Securities Act of 1933, as amended ("Securities Act"). For example, you could be deemed a statutory underwriter if you purchase Creation Units from an issuing Fund, break them down into the constituent Shares and sell those Shares directly to customers, or if you choose to couple the creation of a supply of new Shares with an active selling effort involving solicitation of secondary market demand for Shares. Whether a person is an underwriter depends upon all of the facts and circumstances pertaining to that person's activities, and the examples mentioned here should not be considered a complete description of all the activities that could cause you to be deemed an underwriter. Dealers who are not "underwriters," but are participating in a distribution (as opposed to engaging in ordinary secondary market transactions), and thus dealing with Shares as part of an "unsold allotment" within the meaning of Section 4(3)(C) of the Securities Act, will be unable to take advantage of the prospectus delivery exemption provided by Section 4(3) of the Securities Act.

A Precautionary Note to Investment Companies. For purposes of the Investment Company Act of 1940, as amended ("1940 Act") each Fund is a registered investment company, and the acquisition of Shares by other investment companies is subject to the restrictions of Section 12(d)(1) thereof. Section 12(d)(1) of the 1940 Act restricts investments by investment companies in the securities of other investment companies, including shares of each Fund. Provided, generally, that a Fund's investments comply with Section 12(d)(1)(A), registered investment companies are permitted to invest in a Fund beyond the limits set forth in Section 12(d)(1) subject to certain terms and conditions, including that such investment companies enter into an agreement with a Fund.

The Trust and the Funds have obtained an exemptive order from the U.S. Securities and Exchange Commission (the "SEC") allowing a registered investment company to invest in a Fund beyond the limits of Section 12(d)(1) subject to certain conditions, including that a registered investment company enters into a Participation Agreement with the Trust regarding the terms of the investment. Any investment company considering purchasing Shares of a Fund in amounts that would cause it to exceed the restrictions under Section 12(d)(1) should contact the Trust.

A Precautionary Note Regarding Unusual Circumstances. The Trust can postpone payment of redemption proceeds for any period during which (1) the Exchange is closed other than customary weekend and holiday closings, (2) trading on the Exchange is restricted, as determined by the SEC, (3) any emergency circumstances exist, as determined by the SEC, or (4) the SEC by order permits for the protection of shareholders of a Fund.

ABOUT YOUR INVESTMENT

Share Price of the Funds

A fund's share price is known as its NAV. Each Fund's share price is calculated as of the close of regular trading on the NYSE, usually 4:00 p.m. Eastern Time ("Valuation Time"), each day the NYSE is open for business ("Business Day"). The NYSE is open for business Monday through Friday, except in observation of the following holidays: New Year's Day, Martin Luther King, Jr. Day, President's Day, Good Friday, Memorial Day, Independence Day, Labor Day, Thanksgiving Day and Christmas Day. The NYSE may close early on the business day before each of these holidays and on the day after Thanksgiving Day. NYSE holiday schedules are subject to change without notice. Because a Fund is exchange traded, the price an individual shareholder will buy or sell Fund shares at will be based on the market price determined by the secondary market, which may be higher or lower than the NAV of a Fund.

If the exchange or market on which a Fund's investments are primarily traded closes early, the NAV may be calculated prior to its normal calculation time. Creation/redemption transaction order time cutoffs would also be accelerated.

The value of a Fund's assets that trade in markets outside the United States or in currencies other than the U.S. Dollar may fluctuate when foreign markets are open but the Fund is not open for business.

The NAV is calculated by dividing a Fund's net assets by its shares outstanding. In calculating its NAV, each Fund generally values its assets on the basis of market quotations, the last sale or settlement prices, or estimates of value furnished by a pricing service or brokers who make markets in such instruments. Swap contracts are valued based on the value of the swap contract's reference asset and are marked-to-market each day NAV is calculated. If such information is not available for a security held by a Fund, is determined to be unreliable, or (to the Adviser's knowledge) does not reflect a significant event occurring after the close of the market on which the security principally trades (but before the close of trading on the NYSE), the security will be valued at fair value estimates by the Adviser under guidelines established by the Board of Trustees. Foreign securities, currencies and other assets denominated in foreign currencies are translated into U.S. Dollars at the exchange rate of such currencies against the U.S. Dollar, as provided by an independent pricing service or reporting agency. Each Fund also relies on a pricing service in circumstances where the U.S. securities markets exceed a pre-determined threshold to value foreign securities held in a Fund's portfolio. The pricing service, its methodology or the threshold may change from time to time. Debt obligations with maturities of 60 days or less are valued at amortized cost.

Fair Value Pricing. Portfolio holdings are priced at a fair value as determined by the Adviser, under the oversight of the Board of Trustees, when reliable market quotations are not readily available, the Funds' pricing service does not provide a valuation, the Funds' pricing service provides a valuation that in the judgment of the Adviser is not reliable, trading in a particular instrument is halted and does not resume prior to the closing of the exchange or other market, the market price is stale, or an event that affects the value of an instrument (a "Significant Event") has occurred since closing prices were established, but before the time as of which a Fund calculates its NAV. Examples of Significant Events may include: (1) events that relate to a single issuer or to an entire market sector; (2) significant fluctuations in domestic or foreign markets; or (3) occurrences not tied directly to the securities markets, such as natural disasters, armed conflicts, or significant government actions. If such Significant Events occur, the Funds may value the instruments at fair value. Fair value determinations are made in good faith in accordance with procedures adopted by the Board of Trustees.

Fair valuations introduce an element of subjectivity to pricing. As a result, the price determined through fair valuation may differ from the price quoted or published by other sources and may not accurately reflect an instrument's market value when trading resumes. If a reliable market quotation becomes available for an instrument formerly fair valued, Rafferty will normally use that market value in the next calculation of NAV.

Rule 12b-1 Fees

The Board of Trustees of the Trust has adopted a Distribution and Service Plan (the "Plan") pursuant to Rule 12b-1 under the 1940 Act. In accordance with the Plan, each Fund may pay an amount up to 0.25% of its average daily net assets each year for certain distribution-related activities and shareholder services.

No 12b-1 fees are currently authorized to be paid by a Fund, and there are no plans to impose these fees. However, in the event 12b-1 fees are charged in the future, because the fees are paid out of each Fund's assets, over time these fees will increase the cost of your investment and may cost you more than certain other types of sales charges.

Frequent Purchases and Redemptions. Rafferty expects a significant portion of the Funds' assets to come from professional money managers and investors who use the Funds as part of "asset allocation" and "market timing" investment strategies. These strategies often call for frequent trading to take advantage of anticipated changes in market conditions. Investors such as market makers, large investors and institutions who wish to deal in Creation Units directly with a Fund must have entered into an authorized participant agreement ("Authorized Participant Agreement") with the principal underwriter and the transfer agent, or purchase through a dealer that has entered into such an agreement. The Trust's Board of Trustees has determined not to adopt policies and procedures designed to prevent or monitor for frequent purchases and redemptions of each Fund's shares because the Fund sells and redeems its shares at NAV only in Creation Units pursuant to the terms

of an Authorized Participant Agreement between the Authorized Participant and the Distributor, and such direct trading between the Fund and Authorized Participants is critical to ensuring that the Fund's shares trade at or close to NAV. Further, the vast majority of trading in Fund shares occurs on the secondary market, which does not involve a Fund directly and therefore does not cause a Fund to experience many of the harmful effects of market timing, such as dilution and disruption of portfolio management. In addition, each Fund imposes a Transaction Fee on Creation Unit transactions, which is designed to offset transfer and other transaction costs incurred by the Fund in connection with the issuance and redemption of Creation Units and may employ fair valuation pricing to minimize potential dilution from market timing. Although each Fund reserves the right to reject any purchase orders, each Fund does not currently impose any trading restrictions on frequent trading or actively monitor for trading abuses. Transaction fees are imposed as set forth in the table in the SAI.

HOW TO BUY AND SELL SHARES

Each Fund issues and redeems Shares only in large blocks of 50,000 Shares called "Creation Units."

Most investors will buy and sell Shares of each Fund in secondary market transactions through brokers. Individual Shares of each Fund, once listed for trading on the Exchange, can be bought and sold throughout the trading day like other listed securities. The Funds do not require any minimum investment in such secondary market transactions.

When buying or selling Shares through a broker, investors may incur customary brokerage commissions and charges, and may pay some or all of the spread between the bid and the offer prices in the secondary market. In addition, because secondary market transactions occur at market prices, which typically vary from NAV, investors may pay more than NAV when buying Shares, and receive less than NAV when selling Shares.

Share prices are reported in dollars and cents per Share. For information about acquiring or selling Shares through a secondary market purchase, please contact your broker.

The Adviser may pay brokers and other financial intermediaries for educational training programs, the development of technology platforms and reporting systems or other administrative services related to a Fund. Ask your salesperson or visit your financial intermediary's website for more information.

The Funds' Exchange trading symbols are as follows:

Fund	Symbol
Direxion Daily S&P 500® Bull 2X Shares	SPUU
Direxion Daily CSI 300 China A Share Bull 2X Shares	CHAU
Direxion Daily CSI China Internet Index Bull 2X Shares	CWEB
Direxion Daily MSCI Brazil Bull 2X Shares	BRZU
Direxion Daily Russia Bull 2X Shares	RUSL
Direxion Daily MSCI India Bull 2X Shares	INDL
Direxion Daily Latin America Bull 2X Shares	LBJ
Direxion Daily Cloud Computing Bull 2X Shares	CLDL
Direxion Daily Cloud Computing Bear 2X Shares	CLDS
Direxion Daily Energy Bull 2X Shares	ERX
Direxion Daily Energy Bear 2X Shares	ERY
Direxion Daily Junior Gold Miners Index Bull 2X Shares	JNUG
Direxion Daily Junior Gold Miners Index Bear 2X Shares	JDST
Direxion Daily Gold Miners Index Bull 2X Shares	NUGT
Direxion Daily Gold Miners Index Bear 2X Shares	DUST
Direxion Daily S&P Oil & Gas Exp. & Prod. Bull 2X Shares	GUSH
Direxion Daily S&P Oil & Gas Exp. & Prod. Bear 2X Shares	DRIP
Direxion Daily Robotics, Artificial Intelligence & Automation Index Bull 2X Shares	UBOT

Book Entry. Shares are held in book-entry form, which means that no stock certificates are issued. DTC or its nominee is the record owner of all outstanding Shares of the Funds and is recognized as the owner of all Shares for all purposes.

Investors owning Shares are beneficial owners as shown on the records of DTC or its participants. DTC serves as the securities depository for all Shares. Participants in DTC include securities brokers and dealers, banks, trust companies, clearing corporations and other institutions that directly or indirectly maintain a custodial relationship with DTC. As a beneficial owner of Shares, you are not entitled to receive physical delivery of stock certificates or to have Shares registered in your name, and you are not considered a registered owner of Shares. Therefore, to exercise any right as an owner of Shares, you must rely upon the procedures of DTC and its participants. These procedures are the same as those that apply to any other stocks that you hold in book entry or "street name" through your brokerage account.

MANAGEMENT OF THE FUNDS

Rafferty provides investment management services to the Funds. Rafferty has been managing investment companies since 1997. Rafferty is located at 1301 Avenue of the Americas (6th Avenue), 28th Floor, New York, New York 10019. As of October 31, 2020, the Adviser had approximately \$15.3 billion in assets under management.

Pursuant to an investment advisory agreement between the Trust and Rafferty, each Fund pays Rafferty at an annualized rate based on a percentage of each Fund's average daily net assets of 0.50% for the Direxion Daily S&P 500® Bull 2X Shares and 0.75% for the remainder of the Funds

Rafferty has entered into a contractual Advisory Fee Waiver Agreement for each of the Funds that reduces the annualized advisory fee rate based on its average daily net assets, as follows: 0.75% of the first \$1.5 billion of average daily net assets of a Fund; 0.70% of the average daily net assets of a Fund over \$1.5 billion to \$2 billion; 0.65% of the average daily net assets of a Fund over \$2 billion to \$2.5 billion; 0.60% of the average daily net assets of a Fund over \$2.5 billion to \$3 billion; 0.55% of the average daily net assets of a Fund over \$3 billion to \$3.5 billion; 0.50% of the average daily net assets of a Fund over \$3.5 billion to \$4 billion; 0.45% of the average daily net assets of a Fund over \$4 billion to \$4.5 billion; and 0.40% of the average daily net assets of a Fund over \$4.5 billion. There is no guarantee that the Advisory Fee Waiver Agreement will continue after September 1, 2022. This contractual fee waiver may be terminated at any time by the Board of Trustees.

For the fiscal year ended October 31, 2020, the Adviser received net management fees as a percentage of average daily net assets from each operational Fund as follows:

Fund	Percentage
Direxion Daily S&P 500® Bull 2X Shares	0.25%
Direxion Daily CSI 300 China A Share Bull 2X Shares	0.74%
Direxion Daily China Internet Index Bull 2X Shares	0.74%
Direxion Daily MSCI Brazil Bull 2X Shares	0.73%
Direxion Daily Energy Bull 2X Shares	0.73%
Direxion Daily Energy Bear 2X Shares	0.66%
Direxion Daily S&P Oil & Gas Exp. & Prod. Bull 2X Shares	0.71%
Direxion Daily S&P Oil & Gas Exp. & Prod. Bear 2X Shares	0.69%
Direxion Daily Junior Gold Miners Index Bull 2X Shares	0.75%
Direxion Daily Junior Gold Miners Index Bear 2X Shares	0.75%
Direxion Daily Gold Miners Index Bull 2X Shares	0.75%
Direxion Daily Gold Miners Index Bear 2X Shares	0.75%
Direxion Daily Russia Bull 2X Shares	0.75%
Direxion Daily MSCI India Bull 2X Shares	0.74%
Direxion Daily Latin America Bull 2X Shares	0.53%
Direxion Daily Robotics, Artificial Intelligence & Automation Index Bull 2X Shares	0.67%

A discussion regarding the basis on which the Board of Trustees approved the investment advisory agreement for the Funds is included in the Funds' Annual Report for the period ended October 31, 2020.

Rafferty has entered into an Operating Expense Limitation Agreement with each Fund. Under this Operating Expense Limitation Agreement, Rafferty has contractually agreed to waive all or a portion of its management fee and/or reimburse each Fund for Other Expenses through September 1, 2022, to the extent that a Fund's Total Annual Fund Operating Expenses exceed 0.60% for the Direxion Daily S&P 500® Bull 2X Shares and 0.95% for the remainder of the Funds of the Fund's average daily net assets (excluding, as applicable, among other expenses, taxes, swap financing and related costs, acquired fund fees and expenses, dividends or interest on short positions, other interest expenses, brokerage commissions and extraordinary expenses).

Any expense waiver or reimbursement is subject to recoupment by the Adviser within three years after the expense was waived/reimbursed only if Total Annual Fund Operating Expenses fall below the lesser of this percentage limitation and any percentage limitation in place at the time the expense was waived/reimbursed. Rafferty may pay, reimburse or otherwise assume one or more of the excluded expenses, in which case such expense will be subject to the Operating Expense Limitation Agreement and recoupment by Rafferty in accordance with the Agreement. This Agreement may be terminated or revised at any time with the consent of the Board of Trustees.

Paul Brigandi and Tony Ng are jointly and primarily responsible for the day-to-day management of the Funds (the "Portfolio Managers"). An investment trading team of Rafferty employees assists the Portfolio Managers in the day-to-day management of the Funds subject to their primary responsibility and oversight. The Portfolio Managers work with the investment trading team to decide the target allocation of each Fund's investments and on a day-to-day basis, an individual portfolio trader executes transactions for the Funds consistent with the target allocation. The members of the investment trading team

rotate periodically among the various series of the Trust, including the Funds, so that no single individual is assigned to a specific Fund for extended periods of time.

Mr. Brigandi has been a Portfolio Manager at Rafferty since June 2004. Mr. Brigandi was previously involved in the equity trading training program for Fleet Boston Financial Corporation from August 2002 to April 2004. Mr. Brigandi is a 2002 graduate of Fordham University.

Mr. Ng has been a Portfolio Manager at Rafferty since April 2006. Mr. Ng was previously a Team Leader in the Trading Assistant Group with Goldman Sachs from 2004 to 2006. He was employed with Deutsche Asset Management from 1998 to 2004. Mr. Ng graduated from State University at Buffalo in 1998.

The Funds' Statement of Additional Information ("SAI") provides additional information about the investment team members' compensation, other accounts they manage and their ownership of securities in the Funds.

PORTFOLIO HOLDINGS

A Fund's portfolio holdings are disclosed on the Fund's website at www.direxion.com each day the Fund is open for business. A description of the Funds' policies and procedures with respect to the disclosure of the Funds' portfolio securities is available in the Funds' SAI.

OTHER SERVICE PROVIDERS

Foreside Fund Services, LLC ("Distributor") serves as the Funds' distributor. U.S. Bancorp Fund Services, LLC ("USBFS") serves as the Funds' administrator. Bank of New York Mellon ("BNYM") serves as the Funds' transfer agent, fund accountant, custodian and index receipt agent. The Distributor is not affiliated with Rafferty, USBFS, or BNYM.

DISTRIBUTIONS

Fund Distributions. Each Fund pays out dividends from its net investment income, and distributes any net capital gains, if any, to its shareholders at least annually. Each Fund is authorized to declare and pay capital gain distributions in additional Shares or in cash. A Fund may have extremely high portfolio turnover, which may cause it to generate significant amounts of taxable income. Each Fund will generally need to distribute net short-term capital gain to satisfy certain tax requirements. As a result of the Funds' high portfolio turnover, they could need to make larger and/or more frequent distributions than traditional ETFs.

Dividend Reinvestment Service. Brokers may make the DTC book-entry dividend reinvestment service ("Reinvestment Service") available to their customers who are shareholders of a Fund. If the Reinvestment Service is used with respect to a Fund, its distributions of both net income and capital gains will automatically be reinvested in additional and fractional Shares thereof purchased in the secondary market. Without the Reinvestment Service, investors will receive Fund distributions in cash, except as noted above under "Fund Distributions." To determine whether the Reinvestment Service is available and whether there is a commission or other charge for using the service, consult your broker. Fund shareholders should be aware that brokers may require them to adhere to specific procedures and timetables to use the Reinvestment Service.

TAXES

As with any investment, you should consider the tax consequences of buying, holding, and disposing of Shares. The tax information in this Prospectus is only a general summary of some important federal tax considerations generally affecting a Fund and its shareholders. No attempt is made to present a complete explanation of the federal tax treatment of the Funds' activities, and this discussion is not intended as a substitute for careful tax planning. Accordingly, potential investors are urged to consult their own tax advisers for more detailed information and for information regarding any state, local, or foreign taxes applicable to the Funds and to an investment in Shares.

Fund distributions to you and your sale of your Shares will have tax consequences to you unless you hold your Shares through a tax-exempt entity or tax-deferred retirement arrangement, such as an individual retirement account ("IRA") or 401(k) plan.

Each Fund intends to continue to qualify each taxable year for taxation as a "regulated investment company" under Subchapter M of the Internal Revenue Code of 1986, as amended (the "Code"). If a Fund so qualifies and satisfies certain distribution

requirements, the Fund will not be subject to federal income tax on income that is distributed in a timely manner to its shareholders in the form of income dividends or capital gain distributions.

Taxes on Distributions. Dividends from a Fund's investment company taxable income – generally, the sum of net investment income, the excess of net short-term capital gain over net long-term capital loss, and net gains and losses from certain foreign currency transactions, if any, all determined without regard to any deduction for dividends paid – will be taxable to you as ordinary income to the extent of its earnings and profits, whether they are paid in cash or reinvested in additional Shares. However, dividends a Fund pays to you that are attributable to its “qualified dividend income” (i.e., dividends it receives on stock of most domestic and certain foreign corporations with respect to which it satisfies certain holding period and other restrictions) generally will be taxed to you, if you are an individual, trust, or estate and satisfy those restrictions with respect to your Shares, for federal income tax purposes, at the rates of 15% or 20% for such shareholders with taxable income exceeding certain thresholds (which will be indexed for inflation annually). A portion of a Fund's dividends also may be eligible for the dividends-received deduction allowed to corporations – the eligible portion may not exceed the aggregate dividends the Fund receives from domestic corporations subject to federal income tax (excluding real estate investment trusts) and excludes dividends from foreign corporations – subject to similar restrictions; however, dividends a corporate shareholder deducts pursuant to that deduction are subject indirectly to the federal alternative minimum tax. No Fund expects to earn a significant amount of income that would qualify for those maximum rates or that deduction.

Distributions of a Fund's net capital gain (which is the excess of net long-term capital gain over net short-term capital loss) that it recognizes on sales or exchanges of capital assets (“capital gain distributions”), if any, will be taxable to you as long-term capital gains, at the maximum rates mentioned above if you are an individual, trust, or estate, regardless of your holding period for the Shares on which the distributions are paid and regardless of whether they are paid in cash or reinvested in additional Shares. A Fund's capital gain distributions may vary considerably from one year to the next as a result of its investment activities and cash flows and the performance of the markets in which it invests. No Fund expects to earn a significant amount of net capital gain.

Distributions in excess of a Fund's current and accumulated earnings and profits, if any, first will reduce your adjusted tax basis in your Shares in the Fund and, after that basis is reduced to zero, will constitute capital gain. That capital gain will be long-term capital gain, and thus will be taxed at the maximum rates mentioned above if you are an individual, trust, or estate if the distributions are attributable to Shares you held for more than one year.

Investors should be aware that the price of Shares at any time may reflect the amount of a forthcoming dividend or capital gain distribution, so if they purchase Shares shortly before the record date therefor, they will pay full price for the Shares and receive some part of the purchase price back as a taxable distribution even though it represents a partial return of invested capital.

In general, distributions are subject to federal income tax for the year when they are paid. However, certain distributions paid in January may be treated as paid on December 31 of the prior year.

Because of the possibility of high portfolio turnover, the Funds may generate significant amounts of taxable income. Accordingly, the Funds may need to make larger and/or more frequent distributions than traditional unleveraged ETFs. A substantial portion of that income typically will be short-term capital gain, which will generally be treated as ordinary income when distributed to shareholders.

Fund distributions to tax-deferred or qualified plans, such as an IRA, retirement plan or pension plan, generally will not be taxable. However, distributions from such plans will be taxable to the individual participant notwithstanding the character of the income earned by the qualified plan. Please consult a tax adviser for a more complete explanation of the federal, state, local and foreign tax consequences of investing in a Fund through such a plan.

Taxes When Shares are Sold. Generally, you will recognize taxable gain or loss if you sell or otherwise dispose of your Shares. Any gain arising from such a disposition generally will be treated as long-term capital gain if you held the Shares for more than one year, taxable at the maximum rates (15% or 20%) mentioned above if you are an individual, trust, or estate; otherwise, the gain will be treated as short-term capital gain. However, any capital loss arising from the disposition of Shares held for six months or less will be treated as long-term capital loss to the extent of capital gain distributions, if any, received with respect to those Shares. In addition, all or a portion of any loss recognized on a sale or exchange of Shares of a Fund will be disallowed to the extent other Shares of the same Fund are purchased (whether through reinvestment of distributions or otherwise) within a period of 61 days beginning 30 days before and ending 30 days after the date of the sale or exchange; in that event, the basis in the newly purchased Shares will be adjusted to reflect the disallowed loss.

Holders of Creation Units. A person who purchases Shares of a Fund by exchanging securities for a Creation Unit generally will recognize capital gain or loss equal to the difference between the market value of the Creation Unit and the person's aggregate basis in the exchanged securities, adjusted for any Balancing Amount paid or received. A shareholder who redeems a Creation Unit generally will recognize gain or loss to the same extent and in the same manner as described in the immediately preceding paragraph.

Miscellaneous. Backup Withholding. A Fund must withhold and remit to the U.S. Treasury 24% of dividends and capital gain distributions otherwise payable to any individual or certain other non-corporate shareholder who fails to certify that

the social security or other taxpayer identification number furnished to the Fund is correct or who furnishes an incorrect number (together with the withholding described in the next sentence, "backup withholding"). Withholding at that rate also is required from a Fund's dividends and capital gain distributions otherwise payable to such a shareholder who is subject to backup withholding for any other reason. Backup withholding is not an additional tax, and any amounts so withheld may be credited against a shareholder's federal income tax liability or refunded.

Additional Tax. An individual must pay a 3.8% federal tax on the lesser of (1) the individual's "net investment income," which generally includes dividends, interest, and net gains from the disposition of investment property (including dividends and capital gain distributions a Fund pays and net gains realized on the sale or redemption of Shares), or (2) the excess of the individual's "modified adjusted gross income" over a threshold amount (\$250,000 for married persons filing jointly and \$200,000 for single taxpayers). This tax is in addition to any other taxes due on that income. A similar tax will apply for those years to estates and trusts. Shareholders should consult their own tax advisers regarding the effect, if any, this provision may have on their investment in Fund shares.

Basis Determination. A shareholder who wants to use the average basis method for determining basis in Shares he or she acquires after December 31, 2011 ("Covered Shares"), must elect to do so in writing (which may be electronic) with the broker through which he or she purchased the Shares. A shareholder who wishes to use a different IRS-acceptable method for basis determination (e.g., a specific identification method) may elect to do so. Fund shareholders are urged to consult with their brokers regarding the application of the basis determination rules to them.

You may also be subject to state and local taxes on Fund distributions and dispositions of Shares.

Non-U.S. Shareholders. "A "non-U.S. shareholder" is an investor that, for federal tax purposes, is a nonresident alien individual, a foreign corporation or a foreign estate or trust. Except where discussed otherwise, the following disclosure assumes that a non-U.S. shareholder's ownership of Shares is not effectively connected with a trade or business conducted by such non-U.S. shareholder in the United States and does not address non-U.S. shareholders who are present in the United States for 183 days or more during the taxable year. The tax consequences to a non-U.S. shareholder entitled to claim the benefits of an applicable tax treaty may be different from those described herein. Non-U.S. shareholders should consult their tax advisers with respect to the particular tax consequences to them of an investment in a Fund.

Withholding. Dividends paid by a Fund to non-U.S. shareholders will be subject to withholding tax at a 30% rate or a reduced rate specified by an applicable income tax treaty to the extent derived from investment income (other than "qualified interest income" or "qualified short-term capital gains," as described below). In order to obtain a reduced rate of withholding, a non-U.S. shareholder will be required to provide an IRS Form W-8BEN (or substitute form) certifying its entitlement to benefits under a treaty. The withholding tax does not apply to regular dividends paid to a non-U.S. shareholder who provides an IRS Form W-8ECI, certifying that the dividends are effectively connected with the non-U.S. shareholder's conduct of a trade or business within the United States. Instead, the effectively connected dividends will be subject to regular U.S. income tax as if the non-U.S. shareholder were a U.S. shareholder. A non-U.S. corporation's earnings and profits attributable to such dividends may also be subject to additional "branch profits tax" imposed at a rate of 30% (or lower treaty rate).

A non-U.S. shareholder who fails to provide an IRS Form W-8BEN or other applicable form may be subject to backup withholding at the appropriate rate. See the discussion of backup withholding under "Miscellaneous" above.

Exemptions from Withholding. In general, federal income tax will not apply to gain realized on the sale or other disposition of Shares or to any Fund distributions reported as capital gain dividends, short-term capital gain dividends, or interest-related dividends.

"Short-term capital gain dividends" are dividends that are attributable to "qualified short-term gain" a Fund realizes (generally, the excess of a Fund's net short-term capital gain over long-term capital loss for a taxable year, computed with certain adjustments). "Interest-related dividends" are dividends that are attributable to "qualified net interest income" from U.S. sources. Depending on its circumstances, a Fund may report all, some or none of its potentially eligible dividends as short-term capital gain dividends and interest-related dividends and/or treat such dividends, in whole or in part, as ineligible for this exemption from withholding. To qualify for the exemption, a non-U.S. shareholder will need to comply with applicable certification requirements relating to its non-U.S. status (including, in general, furnishing an IRS Form W-8BEN or substitute form). In the case of shares held through an intermediary, the intermediary may withhold even if a Fund designates the payment as a short-term capital gain dividend or an interest-related dividend. Non-U.S. shareholders should contact their intermediaries with respect to the application of these rules to their accounts.

Foreign Account Tax Compliance Act ("FATCA"). Under FATCA, "foreign financial institutions" ("FFIs") or "non-financial foreign entities" ("NFFEs") that are Fund shareholders may be subject to a generally nonrefundable 30% withholding tax on income dividends. As discussed more fully in the Funds' SAI under "Taxes," the FATCA withholding tax generally can be avoided (a) by an FFI, if it reports certain information regarding direct and indirect ownership of financial accounts U.S. persons hold with the FFI and (b) by an NFFE, if it certifies as such and, in certain circumstances, that (i) it has no substantial U.S. persons as owners or (ii) it does have such owners and reports information relating to them to the withholding agent. The U.S. Treasury has negotiated intergovernmental agreements ("IGAs") with certain countries and is in various stages of negotiations with other foreign countries with respect to one or more alternative approaches to implement FATCA; entities in those countries may be required to comply with the terms of the IGA instead of Treasury regulations. Non-U.S. shareholders

should consult their own tax advisers regarding the application of these requirements to their own situation and the impact thereof on their investment in a Fund.

More information about taxes is available in the Funds' SAI.

ADDITIONAL INFORMATION

The Trust enters into contractual arrangements with various parties, which may include, among others, the Funds' investment adviser, custodian, and transfer agent, who provide services to the Funds. Shareholders are not parties to any such contractual arrangements and are not intended beneficiaries of those contractual arrangements, and those contractual arrangements are not intended to create in any shareholder any right to enforce them against the service providers or to seek any remedy under them against the service providers, either directly or on behalf of the Trust.

This Prospectus provides information concerning the Funds that you should consider in determining whether to purchase Fund shares. Neither this Prospectus nor the SAI is intended, or should be read, to be or give rise to an agreement or contract between the Trust or the Funds and any investor, or to give rise to any rights in any shareholder or other person other than any rights under federal or state law that may not be waived.

INDEX LICENSORS

CSI Indices. The CSI 300 Index and the CSI Overseas China Internet Index are calculated by China Securities Index Company ("CSI"). CSI does not make any warranties, express or implied, to any of their customers or anyone else regarding the accuracy or completeness of any data related to the CSI Indices. All information is provided for informational purposes only. CSI accepts no liability for any errors or any loss arising from the use of information.

Indxx Indices. "Indxx" is a service mark of Indxx and has been licensed for use for certain purposes by the Adviser. The Direxion Daily Robotics Artificial Intelligence & Automation Index Bull 2X Shares, Direxion Daily Cloud Computing Bull 2X Shares, and the Direxion Daily Cloud Computing Bear 2X Shares (the "Indxx Fund(s)") is/are not sponsored, endorsed, sold or promoted by Indxx. Indxx makes no representation or warranty, express or implied, to the owners of the Indxx Fund(s) or any member of the public regarding the advisability of investing in securities generally or in the Indxx Fund(s) particularly. Indxx has no obligation to take the needs of the Adviser or the shareholders of the Indxx Fund(s) into consideration in determining, composing or calculating the Indxx Global Robotics and Artificial Intelligence Thematic Index and the Indxx USA Cloud Computing Index. Indxx is not responsible for, and has not participated in, the determination of the timing, amount or pricing of the Indxx Fund(s) shares to be issued or in the determination or calculation of the equation by which the Indxx Fund(s) shares are to be converted into cash. Indxx has no obligation or liability in connection with the administration, marketing or trading of the Indxx Fund(s).

Market Vectors Indices. The Product is not sponsored, endorsed, sold or promoted by Market Vectors Index Solutions GmbH ("Licensor"). Licensor makes no representation or warranty, express or implied, to the owners of the Direxion Daily Junior Gold Miners Index Bull 2X Shares, Direxion Daily Junior Gold Miners Index Bear 2X Shares, and the Direxion Daily Russia Bull 2X Shares particularly or the ability of the MVIS Global Junior Gold Miners Index and the MVIS Russia Index ("Market Vector Indices") to track the performance of the physical commodities market. Licensor's only relationship to the Licensee is the licensing of certain service marks and trade names of Licensor and of the Market Vector Indices that is determined, composed and calculated by Licensor without regard to the Licensee or the Direxion Daily Junior Gold Miners Index Bull 2X Shares, Direxion Daily Junior Gold Miners Index Bear 2X Shares, and the Direxion Daily Russia Bull 2X Shares. Licensor has no obligation to take the needs of the Licensee or the owners of the Direxion Daily Junior Gold Miners Index Bull 2X Shares, Direxion Daily Junior Gold Miners Index Bear 2X Shares, and the Direxion Daily Russia Bull 2X Shares into consideration in determining, composing or calculating the Market Vector Indices. Licensor is not responsible for and has not participated in the determination of the timing of, prices at, or quantities of the Direxion Daily Junior Gold Miners Index Bull 2X Shares, Direxion Daily Junior Gold Miners Index Bear 2X Shares, and the Direxion Daily Russia Bull 2X Shares to be issued or in the determination or calculation of the equation by which the Direxion Daily Junior Gold Miners Index Bull 2X Shares, Direxion Daily Junior Gold Miners Index Bear 2X Shares, and the Direxion Daily Russia Bull 2X Shares is to be converted into cash. Licensor has no obligation or liability in connection with the administration, marketing or trading of the Direxion Daily Junior Gold Miners Index Bull 2X Shares, Direxion Daily Junior Gold Miners Index Bear 2X Shares, and the Direxion Daily Russia Bull 2X Shares.

LICENSOR DOES NOT GUARANTEE THE ACCURACY AND/OR THE COMPLETENESS OF THE MARKET VECTOR INDICES OR ANY DATA INCLUDED THEREIN AND LICENSOR SHALL HAVE NO LIABILITY FOR ANY ERRORS, OMISSIONS, OR INTERRUPTIONS THEREIN. LICENSOR MAKES NO WARRANTY, EXPRESS OR IMPLIED, AS TO RESULTS TO BE OBTAINED BY LICENSEE, OWNERS OF THE DIREXION DAILY JUNIOR GOLD MINERS INDEX BULL 2X SHARES, DIREXION DAILY JUNIOR GOLD MINERS INDEX BEAR 2X SHARES, AND THE DIREXION DAILY RUSSIA BULL 2X SHARES, OR ANY OTHER PERSON OR ENTITY FROM THE USE

OF THE MARKET VECTOR INDICES OR ANY DATA INCLUDED THEREIN. LICENSOR MAKES NO EXPRESS OR IMPLIED WARRANTIES, AND EXPRESSLY DISCLAIMS ALL WARRANTIES OF MERCHANTABILITY OR FITNESS FOR A PARTICULAR PURPOSE OR USE WITH RESPECT TO THE MARKET VECTOR INDICES OR ANY DATA INCLUDED THEREIN. WITHOUT LIMITING ANY OF THE FOREGOING, IN NO EVENT SHALL LICENSOR HAVE ANY LIABILITY FOR ANY SPECIAL, PUNITIVE, INDIRECT, OR CONSEQUENTIAL DAMAGES (INCLUDING LOST PROFITS), EVEN IF NOTIFIED OF THE POSSIBILITY OF SUCH DAMAGES.

The Direxion Daily Junior Gold Miners Index Bull 2X Shares, Direxion Daily Junior Gold Miners Index Bear 2X Shares, and the Direxion Daily Russia Bull 2X Shares are not sponsored, promoted, sold or supported in any other manner by Structured Solutions AG nor does Structured Solutions AG offer any express or implicit guarantee or assurance either with regard to the results of using the Index and/or Index trade mark or the Index Price at any time or in any other respect. The Index is calculated and published by Structured Solutions AG. Structured Solutions AG uses its best efforts to ensure that the Index is calculated correctly. Irrespective of its obligations towards the Issuer, Structured Solutions AG has no obligation to point out errors in the Index to third parties including but not limited to investors and/or financial intermediaries of the financial instrument. Neither publication of the Index by Structured Solutions AG nor the licensing of the Index or Index trade mark for the purpose of use in connection with the financial instrument constitutes a recommendation by Structured Solutions AG to invest capital in said financial instrument nor does it in any way represent an assurance or opinion of Structured Solutions AG with regard to any investment in this financial instrument. Structured Solutions AG is not responsible for fulfilling the legal requirements concerning the accuracy and completeness of the financial instrument's prospectus.

MSCI Indices. The underlying indices for the Direxion Daily MSCI Brazil Bull 2X Shares and the Direxion Daily MSCI India Bull 2X Shares are the MSCI Brazil 25/50 Index and the MSCI India Index. The Funds are not sponsored, endorsed, sold or promoted by Morgan Stanley Capital International Inc. ("MSCI"), any of its affiliates, any of its information providers or any other third party involved in, or related to, compiling, computing or creating any MSCI Index (collectively, the "MSCI Parties"). The MSCI Indices are the exclusive property of MSCI. MSCI and the MSCI Indices names are service marks of MSCI or its affiliates and have been licensed for use for certain purposes by the Trust. None of the MSCI Parties makes any representation or warranty, express or implied, to the issuer or shareholders of the Funds or any other person or entity regarding the advisability of investing in funds generally or in the Funds particularly or the ability of any MSCI Index to track corresponding stock market performance. MSCI or its affiliates are the licensors of certain trademarks, service marks and trade names and of the MSCI Indices which are determined, composed and calculated by MSCI without regard to the Funds or the issuer or shareholders of the Funds or any other person or entity into consideration in determining, composing or calculating the MSCI Indices. None of the MSCI Parties are responsible for, or has participated in, the determination of the timing of, prices at, or quantities of the Funds to be issued or in the determination or calculation of the equation by or the consideration into which the Funds is/are redeemable. Further, none of the MSCI Parties has any obligation or liability to the issuer or owners of the Funds or any other person or entity in connection with the administration, marketing or offering of the Funds.

Although MSCI shall obtain information for inclusion in or for use in the calculation of the MSCI Indices from sources that MSCI considers reliable, none of the MSCI Parties warrants or guarantees the originality, accuracy and/or the completeness of any MSCI Index or any data included therein. None of the MSCI Parties makes any warranty, express or implied, as to results to be obtained by the issuer of the Funds, shareholders of the Funds, or any other person or entity, from the use of any MSCI Index or any data included therein. None of the MSCI Parties shall have any liability for any errors, omissions or interruptions of, or in connection with, any MSCI Index or any data included therein. Further, none of the MSCI Parties makes any express or implied warranties of any kind, and the MSCI Parties hereby expressly disclaim all warranties of merchantability and fitness for a particular purpose, with respect to the MSCI Indices and any data included therein. Without limiting any of the foregoing, in no event shall any of the MSCI Parties have any liability for any direct, indirect, special, punitive, consequential or any other damages (including lost profits) even if notified of the possibility of such damages. No purchaser, seller or holder of this security, product or fund, or any other person or entity, should use or refer to any MSCI trade name, trademark or service mark to sponsor, endorse, market or promote this security without first contacting MSCI to determine whether MSCI's permission is required. Under no circumstances may any person or entity claim any affiliation with MSCI without the prior written permission of MSCI.

Source ICE Data Indices, LLC ("ICE Data"). ICE Data is used with permission. NYSE Arca Gold Miners Index (the "Index/Indices") is a service/trade mark of ICE Data Indices, LLC or its affiliates and has been licensed for use by Rafferty Asset Management, LLC in connection with Direxion Daily Gold Miners Index Bull 2X Shares and the Direxion Daily Gold Miners Index Bear 2X Shares (the "Product"). Neither Rafferty Asset Management, LLC (the "Licensee"), the Direxion Shares ETF Trust (the "Trust") nor the Product, as applicable, is sponsored, endorsed, sold or promoted by ICE Data Indices, LLC, its affiliates or its Third Party Suppliers ("ICE Data and its Suppliers"). ICE Data and its Suppliers make no representations or warranties regarding the advisability of investing in securities generally, in the Product particularly, the Trust or the ability of the Index to track general stock market performance. ICE Data's only relationship to Rafferty Asset Management, LLC is the licensing of certain trademarks and trade names and the Index or components thereof. The Index is determined, composed and calculated by ICE Data without regard to the Licensee or the Product or its holders. ICE Data has no obligation to take the needs of the Licensee or the holders of the Product into consideration in determining, composing or calculating the Index. ICE Data is not responsible for and has not participated in the determination of the timing of, prices of, or quantities of the Product

to be issued or in the determination or calculation of the equation by which the Product is to be priced, sold, purchased, or redeemed. Except for certain custom index calculation services, all information provided by ICE Data is general in nature and not tailored to the needs of Licensee or any other person, entity or group of persons. ICE Data has no obligation or liability in connection with the administration, marketing, or trading of the Product. ICE Data is not an investment advisor. Inclusion of a security within an index is not a recommendation by ICE Data to buy, sell, or hold such security, nor is it considered to be investment advice.

ICE DATA AND ITS SUPPLIERS DISCLAIM ANY AND ALL WARRANTIES AND REPRESENTATIONS, EXPRESS AND/OR IMPLIED, INCLUDING ANY WARRANTIES OF MERCHANTABILITY OR FITNESS FOR A PARTICULAR PURPOSE OR USE, INCLUDING THE INDICES, INDEX DATA AND ANY INFORMATION INCLUDED IN, RELATED TO, OR DERIVED THEREFROM ("INDEX DATA"). ICE DATA AND ITS SUPPLIERS SHALL NOT BE SUBJECT TO ANY DAMAGES OR LIABILITY WITH RESPECT TO THE ADEQUACY, ACCURACY, TIMELINESS OR COMPLETENESS OF THE INDICES AND THE INDEX DATA, WHICH ARE PROVIDED ON AN "AS IS" BASIS AND YOUR USE IS AT YOUR OWN RISK.

Standard and Poor's Indices. The S&P 500[®] Index, S&P Latin America 40 Index, Energy Select Sector Index, and the S&P Oil & Gas Exploration & Production Select Industry Index (the "S&P Indices") is/are products of S&P Dow Jones Indices LLC ("SPDJI"), and has/have been licensed for use by the Trust. Standard & Poor's[®], S&P[®] and S&P 500[®] are registered trademarks of Standard & Poor's Financial Services LLC ("S&P"); Dow Jones[®] is a registered trademark of Dow Jones Trademark Holdings LLC ("Dow Jones"); and these trademarks have been licensed for use by SPDJI and sublicensed for certain purposes by the Trust. The Funds are not sponsored, endorsed, sold or promoted by SPDJI, Dow Jones, S&P, any of their respective affiliates (collectively, "S&P Dow Jones Indices"). S&P Dow Jones Indices makes no representation or warranty, express or implied, to the owners of the Funds or any member of the public regarding the advisability of investing in securities generally or in the Funds particularly or the ability of the S&P Indices to track general market performance. S&P Dow Jones Indices' only relationship to the Trust with respect to the S&P Indices is the licensing of such Index(es) and certain trademarks, service marks and/or trade names of S&P Dow Jones Indices or its licensors. The S&P Indices is/are determined, composed and calculated by S&P Dow Jones Indices without regard to the Trust or the Funds. S&P Dow Jones Indices have no obligation to take the needs of the Trust or the owners of the Funds into consideration in determining, composing or calculating the S&P Indices. S&P Dow Jones Indices is not responsible for and has not participated in the determination of the prices, and amount of the Funds or the timing of the issuance or sale of the Funds or in the determination or calculation of the equation by which the Funds are to be converted into cash, surrendered or redeemed, as the case may be. S&P Dow Jones Indices has no obligation or liability in connection with the administration, marketing or trading of the Funds. There is no assurance that investment products based on the S&P Indices will accurately track index performance or provide positive investment returns. S&P Dow Jones Indices LLC is not an investment advisor. Inclusion of a security within an index is not a recommendation by S&P Dow Jones Indices to buy, sell, or hold such security, nor is it considered to be investment advice. Notwithstanding the foregoing, CME Group Inc. and its affiliates may independently issue and/or sponsor financial products based on the S&P 500 Index and other S&P proprietary indices unrelated to the Funds currently being issued by the Trust, but which may be similar to and competitive with the Funds. CME Group Inc. is an indirect shareholder of S&P Dow Jones Indices LLC.

S&P DOW JONES INDICES DOES NOT GUARANTEE THE ADEQUACY, ACCURACY, TIMELINESS AND/OR THE COMPLETENESS OF THE S&P INDICES OR ANY DATA RELATED THERETO OR ANY COMMUNICATION, INCLUDING BUT NOT LIMITED TO, ORAL OR WRITTEN COMMUNICATION (INCLUDING ELECTRONIC COMMUNICATIONS) WITH RESPECT THERETO. S&P DOW JONES INDICES SHALL NOT BE SUBJECT TO ANY DAMAGES OR LIABILITY FOR ANY ERRORS, OMISSIONS, OR DELAYS THEREIN. S&P DOW JONES INDICES MAKES NO EXPRESS OR IMPLIED WARRANTIES, AND EXPRESSLY DISCLAIMS ALL WARRANTIES, OF MERCHANTABILITY OR FITNESS FOR A PARTICULAR PURPOSE OR USE OR AS TO RESULTS TO BE OBTAINED BY THE TRUST, OWNERS OF THE FUNDS, OR ANY OTHER PERSON OR ENTITY FROM THE USE OF THE S&P 500[®] INDEX, S&P LATIN AMERICA 40 INDEX, ENERGY SELECT SECTOR INDEX, AND THE S&P OIL & GAS EXPLORATION & PRODUCTION SELECT INDUSTRY INDEX OR WITH RESPECT TO ANY DATA RELATED THERETO. WITHOUT LIMITING ANY OF THE FOREGOING, IN NO EVENT WHATSOEVER SHALL S&P DOW JONES INDICES BE LIABLE FOR ANY INDIRECT, SPECIAL, INCIDENTAL, PUNITIVE, OR CONSEQUENTIAL DAMAGES INCLUDING BUT NOT LIMITED TO, LOSS OF PROFITS, TRADING LOSSES, LOST TIME OR GOODWILL, EVEN IF THEY HAVE BEEN ADVISED OF THE POSSIBILITY OF SUCH DAMAGES, WHETHER IN CONTRACT, TORT, STRICT LIABILITY, OR OTHERWISE. THERE ARE NO THIRD PARTY BENEFICIARIES OF ANY AGREEMENTS OR ARRANGEMENTS BETWEEN S&P DOW JONES INDICES AND THE TRUST, OTHER THAN THE LICENSORS OF S&P DOW JONES INDICES.

FINANCIAL HIGHLIGHTS

The financial highlights table is intended to help you understand the financial performance of the Funds for the periods indicated. The information set forth below was audited by Ernst & Young LLP, Independent Registered Public Accounting Firm, whose report, along with the Funds' financial statements, is included in the Annual shareholder report, which is available upon request and incorporated by reference into the Funds' SAI. Certain information reflects financial results for a single Share. The total returns in the table represent the rate that an investor would have earned (or lost) on an investment in a Fund (assuming reinvestment of all dividends and distributions).

	Net Asset Value, Beginning of Year/Period	Net Investment Income (Loss) ¹	Net Investment Income (Loss) ^{1,2}	Net Realized and Unrealized Gain (Loss) on Investments ³	Net Increase (Decrease) in Net Asset Value Resulting from Operations	Dividends from Net Investment Income	Distributions from Realized Capital Gains	Distributions from Return of Capital	Total Distributions	Net Asset Value, End of Year/Period
Direxion Daily CSI 300 China A Share Bull 2X Shares										
For the Year Ended October 31, 2020	\$ 21.50	0.05	0.06	11.21	11.26	(0.08)	-	(0.01)	(0.09)	\$ 32.67
For the Year Ended October 31, 2019	\$ 15.95	0.14	0.19	5.56	5.70	(0.15)	-	-	(0.15)	\$ 21.50
For the Year Ended October 31, 2018	\$ 28.60	0.17	0.19	(12.76)	(12.59)	(0.06)	-	-	(0.06)	\$ 15.95
For the Year Ended October 31, 2017	\$ 18.53	(0.08)	(0.06)	10.15	10.07	-	-	-	-	\$ 28.60
For the Year Ended October 31, 2016	\$ 21.71	(0.15)	(0.15)	(3.03)	(3.18)	-	-	-	-	\$ 18.53
Direxion Daily CSI China Internet Index Bull 2X Shares										
For the Year Ended October 31, 2020	\$ 24.19	(0.03)	(0.01)	29.85	29.82	(0.06)	-	(0.04)	(0.10)	\$ 53.91
For the Year Ended October 31, 2019	\$ 22.70	0.18	0.20	1.50	1.68	(0.19)	-	-	(0.19)	\$ 24.19
For the Year Ended October 31, 2018	\$ 49.07	0.22	0.28	(24.87)	(24.65)	(0.20)	(1.52)	-	(1.72)	\$ 22.70
For the Period November 2, 2016 ⁸ through October 31, 2017	\$ 25.00	(0.21)	(0.21)	24.28	24.07	-	-	-	-	\$ 49.07
Direxion Daily S&P 500[®] Bull 2X Shares										
For the Year Ended October 31, 2020	\$ 59.28	0.69	0.70	2.15	2.84	(0.75)	(0.21)	-	(0.96)	\$ 61.16
For the Year Ended October 31, 2019	\$ 48.89	0.96	0.98	10.36	11.32	(0.93)	-	-	(0.93)	\$ 59.28
For the Year Ended October 31, 2018	\$ 46.22	0.89	0.98	4.02	4.91	(0.87)	(1.37)	-	(2.24)	\$ 48.89
For the Year Ended October 31, 2017	\$ 36.00	0.17	0.30	16.07	16.24	(0.08)	(5.94)	-	(6.02)	\$ 46.22
For the Year Ended October 31, 2016	\$ 34.19	(0.15)	(0.14)	1.96	1.81	-	-	-	-	\$ 36.00
Direxion Daily Latin America Bull 2X Shares¹³										
For the Year Ended October 31, 2020	\$ 407.40	0.25	0.27	(365.75)	(365.50)	(0.32)	-	(0.40)	(0.72)	\$ 41.18
For the Year Ended October 31, 2019	\$ 474.80	4.20	5.00	(66.60)	(62.40)	(5.00)	-	-	(5.00)	\$ 407.40
For the Year Ended October 31, 2018	\$ 630.80	5.80	6.20	(157.40)	(151.60)	(4.20)	-	(0.20)	(4.40)	\$ 474.80
For the Year Ended October 31, 2017	\$ 575.80	(1.60)	(0.80)	56.60	55.00	-	-	-	-	\$ 630.80
For the Year Ended October 31, 2016	\$ 329.60	(3.20)	(2.80)	249.40	246.20	-	-	-	-	\$ 575.80
Direxion Daily MSCI Brazil Bull 2X Shares¹⁵										
For the Year Ended October 31, 2020	\$ 1,116.50	1.54	1.69	(1,049.80)	(1,048.26)	(5.28)	-	(1.30)	(6.58)	\$ 61.66
For the Year Ended October 31, 2019	\$ 1,029.00	10.85	15.05	88.90	99.75	(12.25)	-	-	(12.25)	\$ 1,116.50
For the Year Ended October 31, 2018	\$ 1,410.15	14.00	15.75	(380.80)	(366.80)	(13.65)	-	(0.70)	(14.35)	\$ 1,029.00
For the Year Ended October 31, 2017	\$ 1,660.75	(1.05)	1.40	(249.55)	(250.60)	-	-	-	-	\$ 1,410.15
For the Year Ended October 31, 2016	\$ 576.80	(5.25)	(4.20)	1,089.20	1,083.95	-	-	-	-	\$ 1,660.75
Direxion Daily MSCI India Bull 2X Shares										
For the Year Ended October 31, 2020	\$ 66.74	(0.14)	(0.13)	(35.92)	(36.06)	(0.01)	-	(0.00) ¹⁰	(0.01)	\$ 30.67
For the Year Ended October 31, 2019	\$ 51.51	0.60	0.67	15.20	15.80	(0.57)	-	-	(0.57)	\$ 66.74
For the Year Ended October 31, 2018	\$ 95.50	0.09	0.14	(43.76)	(43.67)	(0.24)	-	(0.08)	(0.32)	\$ 51.51
For the Year Ended October 31, 2017	\$ 57.82	(0.34)	(0.28)	38.02	37.68	-	-	-	-	\$ 95.50
For the Year Ended October 31, 2016	\$ 58.32	(0.30)	(0.29)	(0.20)	(0.50)	-	-	-	-	\$ 57.82

FINANCIAL HIGHLIGHTS (continued)

RATIOS TO AVERAGE NET ASSETS ⁵											
	Total Return ⁴	Net Assets, End of Year/Period (000's omitted)	Net Investment Income (Loss) after Expense Reimbursement			Net Investment Income (Loss) after Expense Reimbursement ²			Portfolio Turnover Rate ⁷		
			Net Expenses ⁶	Total Expenses	Net Expenses ^{2,6}	Total Expenses ²					
Direxion Daily CSI 300 China A Share Bull 2X Shares											
For the Year Ended October 31, 2020	52.60%	\$ 96,388	1.01%	1.00%	0.19%	0.95%	0.94%	0.25%	0%		
For the Year Ended October 31, 2019	35.87%	\$ 127,897	1.20%	1.17%	0.69%	0.95%	0.92%	0.94%	0%		
For the Year Ended October 31, 2018	(44.05)%	\$ 76,552	1.05%	1.03%	0.68%	0.95%	0.93%	0.78%	339%		
For the Year Ended October 31, 2017	54.34%	\$ 70,078	1.03%	1.05%	(0.36)%	0.95%	0.97%	(0.28)%	1747%		
For the Year Ended October 31, 2016	(14.65)%	\$ 60,228	0.96%	1.01%	(0.81)%	0.95%	1.00%	(0.80)%	2606%		
Direxion Daily CSI China Internet Index Bull 2X Shares											
For the Year Ended October 31, 2020	123.61%	\$ 56,608	1.00%	1.01%	(0.09)%	0.95%	0.96%	(0.04)%	40%		
For the Year Ended October 31, 2019	7.53%	\$ 53,219	1.03%	1.03%	0.74%	0.94%	0.94%	0.83%	13%		
For the Year Ended October 31, 2018	(52.04)%	\$ 49,937	1.06%	1.03%	0.46%	0.95%	0.92%	0.57%	189%		
For the Period November 2, 2016 ⁸ through October 31, 2017	96.28%	\$ 85,879	0.97%	1.13%	(0.48)%	0.95%	1.11%	(0.46)%	0%		
Direxion Daily S&P 500[®] Bull 2X Shares											
For the Year Ended October 31, 2020	4.75%	\$ 17,324	0.63%	0.88%	1.20%	0.60%	0.85%	1.23%	105%		
For the Year Ended October 31, 2019	23.64%	\$ 10,861	0.51%	0.97%	1.85%	0.47% ⁹	0.93%	1.89%	75%		
For the Year Ended October 31, 2018	10.13%	\$ 6,514	0.18%	1.24%	1.71%	0.00% ⁹	1.06%	1.89%	59%		
For the Year Ended October 31, 2017	48.62%	\$ 3,847	0.82%	1.87%	0.40%	0.49%	1.54%	0.73%	363%		
For the Year Ended October 31, 2016	5.29%	\$ 2,996	0.64%	1.33%	(0.44)%	0.60%	1.29%	(0.40)%	419%		
Direxion Daily Latin America Bull 2X Shares¹³											
For the Year Ended October 31, 2020	(89.83)%	\$ 20,208	0.98%	1.20%	0.41%	0.95%	1.17%	0.44%	71%		
For the Year Ended October 31, 2019	(13.19)%	\$ 8,537	1.16%	1.34%	0.95%	0.95%	1.13%	1.16%	302%		
For the Year Ended October 31, 2018	(24.04)%	\$ 13,512	1.03%	1.19%	0.99%	0.95%	1.11%	1.07%	56%		
For the Year Ended October 31, 2017	9.55%	\$ 14,796	1.12%	1.35%	(0.30)%	0.95%	1.18%	(0.13)%	58%		
For the Year Ended October 31, 2016	74.70%	\$ 17,823	1.06%	1.36%	(0.87)%	0.95%	1.25%	(0.76)%	101%		
Direxion Daily MSCI Brazil Bull 2X Shares¹⁵											
For the Year Ended October 31, 2020	(94.40)%	\$ 160,853	1.05%	1.05%	1.01%	0.95%	0.95%	1.11%	232%		
For the Year Ended October 31, 2019	9.85%	\$ 413,185	1.35%	1.33%	1.04%	0.95%	0.93%	1.44%	208%		
For the Year Ended October 31, 2018	(25.98)%	\$ 407,268	1.15%	1.14%	1.54%	0.95%	0.94%	1.74%	133%		
For the Year Ended October 31, 2017	(15.09)%	\$ 153,270	1.13%	1.15%	(0.08)%	0.95%	0.97%	0.10%	42%		
For the Year Ended October 31, 2016	187.92%	\$ 78,470	1.10%	1.17%	(0.77)%	0.95%	1.02%	(0.62)%	164%		
Direxion Daily MSCI India Bull 2X Shares											
For the Year Ended October 31, 2020	(54.04)%	\$ 84,346	0.99%	0.98%	(0.46)%	0.95%	0.94%	(0.42)%	157%		
For the Year Ended October 31, 2019	30.61%	\$ 83,398	1.05%	1.03%	0.92%	0.95%	0.93%	1.02%	111%		
For the Year Ended October 31, 2018	(45.89)%	\$ 100,427	1.01%	0.99%	0.11%	0.95%	0.93%	0.17%	59%		
For the Year Ended October 31, 2017	65.17%	\$ 105,023	1.04%	1.07%	(0.49)%	0.95%	0.98%	(0.40)%	15%		
For the Year Ended October 31, 2016	(0.86)%	\$ 75,147	0.97%	1.03%	(0.60)%	0.95%	1.01%	(0.58)%	119%		

FINANCIAL HIGHLIGHTS (continued)

	Net Asset Value, Beginning of Year/Period	Net Investment Income (Loss) ¹	Net Investment Income (Loss) ^{1,2}	Net Realized and Unrealized Gain (Loss) on Investments ³	Net Increase (Decrease) in Net Asset Value Resulting from Operations	Dividends from Net Investment Income	Distributions from Realized Capital Gains	Distributions from Return of Capital	Total Distributions	Net Asset Value, End of Year/Period
Dirxion Daily Russia Bull 2X Shares										
For the Year Ended October 31, 2020	\$ 54.05	0.09	0.10	(40.74)	(40.65)	(0.12)	—	(0.01)	(0.13)	\$ 13.27
For the Year Ended October 31, 2019	\$ 36.69	1.13	1.27	17.14	18.27	(0.91)	—	—	(0.91)	\$ 54.05
For the Year Ended October 31, 2018	\$ 48.86	0.86	0.90	(11.82)	(10.96)	(0.90)	—	(0.31)	(1.21)	\$ 36.69
For the Year Ended October 31, 2017	\$ 33.69	(0.32)	(0.25)	15.49	15.17	—	—	—	—	\$ 48.86
For the Year Ended October 31, 2016	\$ 31.84	(0.25)	(0.22)	2.10	1.85	—	—	—	—	\$ 33.69
Dirxion Daily Energy Bull 2X Shares¹¹										
For the Year Ended October 31, 2020	\$ 143.60	0.52	0.53	(134.67)	(134.15)	(1.00)	—	—	(1.00)	\$ 8.45
For the Year Ended October 31, 2019	\$ 253.40	3.00	3.30	(110.00)	(107.00)	(2.80)	—	—	(2.80)	\$143.60
For the Year Ended October 31, 2018	\$ 291.60	4.20	4.60	(36.40)	(32.20)	(5.90)	—	(0.10)	(6.00)	\$253.40
For the Year Ended October 31, 2017	\$ 304.00	2.70	2.90	(14.30)	(11.60)	(0.80)	—	—	(0.80)	\$291.60
For the Year Ended October 31, 2016	\$ 344.60	(0.80)	(0.60)	(39.80)	(40.60)	—	—	—	—	\$304.00
Dirxion Daily Energy Bear 2X Shares										
For the Year Ended October 31, 2020	\$ 50.61	(0.19)	(0.16)	23.38	23.19	(0.15)	—	(0.08)	(0.23)	\$ 73.57
For the Year Ended October 31, 2019	\$ 44.87	0.57	0.66	5.89	6.46	(0.72)	—	—	(0.72)	\$ 50.61
For the Year Ended October 31, 2018	\$ 55.85	0.26	0.28	(11.08)	(10.82)	(0.16)	—	—	(0.16)	\$ 44.87
For the Year Ended October 31, 2017	\$ 67.00	(0.20)	(0.15)	(10.95)	(11.15)	—	—	—	—	\$ 55.85
For the Year Ended October 31, 2016	\$ 114.50	(0.80)	(0.70)	(46.70)	(47.50)	—	—	—	—	\$ 67.00
Dirxion Daily Gold Miners Index Bull 2X Shares¹⁶										
For the Year Ended October 31, 2020	\$ 158.15	(0.22)	(0.06)	(80.50)	(80.72)	(0.37)	—	(0.34)	(0.71)	\$ 76.72
For the Year Ended October 31, 2019	\$ 66.40	0.40	0.80	91.90	92.30	(0.40)	—	(0.15)	(0.55)	\$158.15
For the Year Ended October 31, 2018	\$ 145.15	0.55	0.60	(79.00)	(78.45)	(0.10)	—	(0.20)	(0.30)	\$ 66.40
For the Year Ended October 31, 2017	\$ 281.40	(0.70)	(0.65)	(135.55)	(136.25)	—	—	—	—	\$145.15
For the Year Ended October 31, 2016	\$ 138.00	(2.20)	(2.00)	145.60	143.40	—	—	—	—	\$281.40
Dirxion Daily Gold Miners Index Bear 2X Shares¹⁷										
For the Year Ended October 31, 2020	\$ 169.75	0.10	0.11	(148.72)	(148.62)	(0.63)	—	(0.42)	(1.05)	\$ 20.08
For the Year Ended October 31, 2019	\$ 875.50	4.00	4.25	(706.00)	(702.00)	(3.75)	—	—	(3.75)	\$169.75
For the Year Ended October 31, 2018	\$ 683.50	2.75	3.75	190.75	193.50	(1.50)	—	—	(1.50)	\$875.50
For the Year Ended October 31, 2017	\$ 955.50	(2.25)	(1.75)	(269.75)	(272.00)	—	—	—	—	\$683.50
For the Year Ended October 31, 2016	\$19,975.00	(11.50)	(11.25)	(19,008.00)	(19,019.50)	—	—	—	—	\$955.50

FINANCIAL HIGHLIGHTS (continued)

		RATIOS TO AVERAGE NET ASSETS ⁵							
		Net Assets, End of Year/Period (000's omitted)			Net Investment Income (Loss) after Expense Reimbursement		Net Investment Income (Loss) after Expense Reimbursement ²		Portfolio Turnover Rate ⁷
Total Return ⁴	Net Assets, End of Year/Period (000's omitted)	Net Expenses ⁶	Total Expenses	Net Expenses ^{2,6}	Total Expenses ²	Net Expenses ^{2,6}	Total Expenses ²	Portfolio Turnover Rate ⁷	
Direxion Daily Russia Bull 2X Shares									
For the Year Ended October 31, 2020	\$ 46,015	1.02%	1.02%	0.41%	0.93%	0.50%	0.93%	207%	
For the Year Ended October 31, 2019	\$ 76,642	1.25%	1.25%	2.79%	0.92%	3.12%	0.92%	8%	
For the Year Ended October 31, 2018	\$ 147,417	1.00%	1.00%	1.91%	0.90%	2.01%	0.90%	93%	
For the Year Ended October 31, 2017	\$ 142,583	1.11%	1.07%	(0.74)%	0.94%	(0.57)%	0.90%	65%	
For the Year Ended October 31, 2016	\$ 160,631	1.06%	1.04%	(0.91)%	0.95%	(0.80)%	0.93%	179%	
Direxion Daily Energy Bull 2X Shares¹¹									
For the Year Ended October 31, 2020	\$ 257,498	0.98%	1.00%	2.80%	0.95%	2.83%	0.97%	72%	
For the Year Ended October 31, 2019	\$ 285,099	1.10%	1.11%	1.56%	0.95%	1.71%	0.96%	204%	
For the Year Ended October 31, 2018	\$ 349,655	1.08%	1.08%	1.24%	0.95%	1.37%	0.95%	56%	
For the Year Ended October 31, 2017	\$ 481,130	1.00%	1.00%	0.90%	0.95%	0.95%	0.95%	59%	
For the Year Ended October 31, 2016	\$ 452,886	1.01%	1.02%	(0.30)%	0.95%	(0.24)%	0.96%	82%	
Direxion Daily Energy Bear 2X Shares									
For the Year Ended October 31, 2020	\$ 33,626	1.00%	1.09%	(0.32)%	0.95%	(0.27)%	1.04%	0%	
For the Year Ended October 31, 2019	\$ 25,663	1.14%	1.22%	1.22%	0.95%	1.41%	1.03%	0%	
For the Year Ended October 31, 2018	\$ 51,915	1.00%	1.04%	0.65%	0.95%	0.70%	0.99%	0%	
For the Year Ended October 31, 2017	\$ 53,454	0.96%	1.04%	(0.31)%	0.95%	(0.30)%	1.03%	0%	
For the Year Ended October 31, 2016	\$ 68,147	1.03%	1.09%	(0.86)%	0.95%	(0.78)%	1.01%	0%	
Direxion Daily Gold Miners Index Bull 2X Shares¹⁶									
For the Year Ended October 31, 2020	\$ 1,032,006	1.07%	1.07%	(0.23)%	0.90%	(0.06)%	0.90%	333%	
For the Year Ended October 31, 2019	\$ 1,541,547	1.30%	1.30%	0.37%	0.91%	0.76%	0.91%	231%	
For the Year Ended October 31, 2018	\$ 1,131,021	0.94%	0.94%	0.50%	0.91%	0.53%	0.91%	96%	
For the Year Ended October 31, 2017	\$ 1,337,695	0.93%	0.93%	(0.39)%	0.90%	(0.36)%	0.90%	234%	
For the Year Ended October 31, 2016	\$ 1,582,218	0.99%	0.99%	(0.84)%	0.90%	(0.75)%	0.90%	258%	
Direxion Daily Gold Miners Index Bear 2X Shares¹⁷									
For the Year Ended October 31, 2020	\$ 101,595	0.93%	0.93%	0.20%	0.91%	0.22%	0.91%	0%	
For the Year Ended October 31, 2019	\$ 378,674	1.01%	1.01%	1.57%	0.92%	1.66%	0.92%	0%	
For the Year Ended October 31, 2018	\$ 154,753	1.04%	1.04%	0.43%	0.91%	0.56%	0.91%	0%	
For the Year Ended October 31, 2017	\$ 383,331	1.01%	0.99%	(0.31)%	0.94%	(0.24)%	0.92%	0%	
For the Year Ended October 31, 2016	\$ 258,711	0.97%	0.97%	(0.76)%	0.95%	(0.74)%	0.95%	0%	

FINANCIAL HIGHLIGHTS (continued)

	Net Asset Value, Beginning of Year/Period	Net Investment Income (Loss) ¹	Net Investment Income (Loss) ^{1,2}	Net Realized and Unrealized Gain (Loss) on Investments ³	Net Increase (Decrease) in Net Asset Value Resulting from Operations	Dividends from Net Investment Income	Distributions from Realized Capital Gains	Distributions from Return of Capital	Total Distributions	Net Asset Value, End of Year/Period
Diraxion Daily Junior Gold Miners Index Bull 2X Shares¹⁸										
For the Year Ended October 31, 2020	\$ 695.10	(0.55)	(0.30)	(577.27)	(577.82)	(0.10)	—	(0.02)	(0.12)	\$ 117.16
For the Year Ended October 31, 2019	\$ 357.50	3.20	5.10	338.50	341.70	(3.70)	—	(0.40)	(4.10)	\$ 695.10
For the Year Ended October 31, 2018	\$ 756.50	2.00	2.50	(401.00)	(399.00)	—	—	—	—	\$ 357.50
For the Year Ended October 31, 2017	\$ 2,448.00	4.00	4.00	(1,691.00)	(1,687.00)	(4.50)	—	—	(4.50)	\$ 756.50
For the Year Ended October 31, 2016	\$ 798.00	(22.00)	(18.00)	1,672.00	1,650.00	—	—	—	—	\$ 2,448.00
Diraxion Daily Junior Gold Miners Index Bear 2X Shares¹⁷										
For the Year Ended October 31, 2020	\$ 335.75	0.00 ¹⁰	0.01	(322.21)	(322.21)	(1.11)	—	(0.71)	(1.82)	\$ 11.72
For the Year Ended October 31, 2019	\$ 1,892.25	8.50	9.00	(1,555.75)	(1,547.25)	(9.25)	—	—	(9.25)	\$ 335.75
For the Year Ended October 31, 2018	\$ 1,612.00	7.00	8.25	278.00	285.00	(4.75)	—	—	(4.75)	\$ 1,892.25
For the Year Ended October 31, 2017	\$ 2,686.00	(5.00)	(3.50)	(1,069.00)	(1,074.00)	—	—	—	—	\$ 1,612.00
For the Year Ended October 31, 2016	\$ 145,400.00	(37.00)	(37.00)	(142,677.00)	(142,714.00)	—	—	—	—	\$ 2,686.00
Diraxion Daily Robotics-Artificial Intelligence & Automation Index Bull 2X Shares¹⁸										
For the Year Ended October 31, 2020	\$ 113.70	(0.69)	(0.59)	54.27	53.58	(0.15)	—	—	(0.15)	\$ 167.13
For the Year Ended October 31, 2019	\$ 117.80	0.80	0.90	(4.10)	(3.30)	(0.80)	—	(0.00) ¹⁰	(0.80)	\$ 113.70
For the Period April 19, 2018 ⁸ through October 31, 2018	\$ 250.00	(0.30)	(0.30)	(131.90)	(132.20)	(0.00) ¹⁰	—	—	(0.00) ¹⁰	\$ 117.80
Diraxion Daily S&P Oil & Gas Exp. & Prod. Bull 2X Shares¹²										
For the Year Ended October 31, 2020	\$ 1,081.60	0.18	0.19	(1,059.32)	(1,059.14)	(2.93)	—	—	(2.93)	\$ 19.53
For the Year Ended October 31, 2019	\$ 8,752.00	24.00	27.60	(7,671.20)	(7,647.20)	(23.20)	—	—	(23.20)	\$ 1,081.60
For the Year Ended October 31, 2018	\$ 9,772.00	24.00	36.00	(1,040.00)	(1,016.00)	(4.00)	—	—	(4.00)	\$ 8,752.00
For the Year Ended October 31, 2017	\$ 13,812.00	(24.00)	(16.00)	(3,352.00)	(3,376.00)	—	(664.00)	—	(664.00)	\$ 9,772.00
For the Year Ended October 31, 2016	\$ 26,980.00	(104.00)	(100.00)	(13,064.00)	(13,168.00)	—	—	—	—	\$ 13,812.00
Diraxion Daily S&P Oil & Gas Exp. & Prod. Bear 2X Shares^{14, 19}										
For the Year Ended October 31, 2020	\$ 73.94	(0.30)	(0.14)	(2.12)	(2.42)	(0.03)	—	—	(0.03)	\$ 71.49
For the Year Ended October 31, 2019	\$ 36.25	0.44	0.67	37.92	38.36	(0.67)	—	—	(0.67)	\$ 73.94
For the Year Ended October 31, 2018	\$ 68.58	0.25	0.25	(32.42)	(32.17)	(0.16)	—	—	(0.16)	\$ 36.25
For the Year Ended October 31, 2017	\$ 104.00	(0.29)	(0.21)	(35.13)	(35.42)	—	—	—	—	\$ 68.58
For the Year Ended October 31, 2016	\$ 295.67	(1.08)	(1.08)	(190.59)	(191.67)	—	—	—	—	\$ 104.00

FINANCIAL HIGHLIGHTS (continued)

	RATIOS TO AVERAGE NET ASSETS ⁵									
	Total Return ⁴	Net Assets, End of Year/Period (000's omitted)	Net Investment Income (Loss) after Expense Reimbursement			Net Investment Income (Loss) after Expense Reimbursement ²			Portfolio Turnover Rate ⁷	
			Net Expenses ⁶	Total Expenses	Net Expenses ^{2,6}	Total Expenses ²	Net Expenses ²	Total Expenses ²		
Dirxion Daily Junior Gold Miners Index Bull 2X Shares¹⁸										
For the Year Ended October 31, 2020	(83.11)%	\$672,880	1.02%	1.02%	(0.32)%	0.87%	0.87%	(0.17)%	312%	
For the Year Ended October 31, 2019	95.77%	\$948,731	1.26%	1.26%	0.62%	0.89%	0.89%	0.99%	279%	
For the Year Ended October 31, 2018	(52.74)%	\$635,801	0.93%	0.93%	0.35%	0.89%	0.89%	0.39%	116%	
For the Year Ended October 31, 2017	(69.00)%	\$751,846	0.94%	0.94%	0.33%	0.90%	0.90%	0.37%	245%	
For the Year Ended October 31, 2016	207.07%	\$712,681	1.05%	1.03%	(0.92)%	0.94%	0.92%	(0.81)%	289%	
Dirxion Daily Junior Gold Miners Index Bear 2X Shares¹⁷										
For the Year Ended October 31, 2020	(96.42)%	\$ 83,570	0.93%	0.93%	0.01%	0.91%	0.91%	0.03%	0%	
For the Year Ended October 31, 2019	(82.03)%	\$148,229	1.06%	1.03%	1.44%	0.95%	0.92%	1.55%	0%	
For the Year Ended October 31, 2018	0.18%	\$ 59,624	1.03%	0.99%	0.51%	0.95%	0.91%	0.59%	0%	
For the Year Ended October 31, 2017	(39.99)%	\$115,274	1.03%	1.00%	(0.29)%	0.95%	0.92%	(0.21)%	0%	
For the Year Ended October 31, 2016	(98.15)%	\$ 82,096	0.97%	1.04%	(0.74)%	0.95%	1.02%	(0.72)%	0%	
Dirxion Daily Robotics, Artificial Intelligence & Automation Index Bull 2X Shares¹⁸										
For the Year Ended October 31, 2020	47.15%	\$ 44,245	1.03%	1.10%	(0.56)%	0.95%	1.02%	(0.48)%	93%	
For the Year Ended October 31, 2019	(2.66)%	\$ 20,468	1.05%	1.19%	0.76%	0.95%	1.09%	0.86%	184%	
For the Period April 19, 2018 ⁸ through October 31, 2018	(52.88)%	\$ 4,123	0.95%	2.34%	(0.27)%	0.95%	2.34%	(0.27)%	75%	
Dirxion Daily S&P Oil & Gas Exp. & Prod. Bull 2X Shares¹²										
For the Year Ended October 31, 2020	(98.19)%	\$342,250	0.97%	1.00%	0.47%	0.95%	0.98%	0.49%	315%	
For the Year Ended October 31, 2019	(87.55)%	\$193,733	1.09%	1.10%	0.95%	0.95%	0.96%	1.09%	257%	
For the Year Ended October 31, 2018	(10.42)%	\$156,655	1.04%	1.05%	0.21%	0.95%	0.96%	0.30%	119%	
For the Year Ended October 31, 2017	(27.03)%	\$129,723	1.02%	1.04%	(0.24)%	0.95%	0.97%	(0.17)%	350%	
For the Year Ended October 31, 2016	(48.81)%	\$ 59,024	0.98%	1.06%	(0.77)%	0.95%	1.03%	(0.74)%	76%	
Dirxion Daily S&P Oil & Gas Exp. & Prod. Bear 2X Shares^{14, 19}										
For the Year Ended October 31, 2020	(3.26)%	\$ 39,046	1.18%	1.24%	(0.44)%	0.95%	1.01%	(0.21)%	0%	
For the Year Ended October 31, 2019	106.33%	\$ 36,006	1.40%	1.46%	0.88%	0.95%	1.01%	1.33%	0%	
For the Year Ended October 31, 2018	(46.86)%	\$ 42,465	0.99%	1.02%	0.77%	0.95%	0.98%	0.81%	0%	
For the Year Ended October 31, 2017	(34.05)%	\$ 30,119	1.05%	1.18%	(0.38)%	0.95%	1.08%	(0.28)%	0%	
For the Year Ended October 31, 2016	(64.83)%	\$ 26,950	0.96%	1.12%	(0.75)%	0.95%	1.11%	(0.74)%	0%	

¹ Net investment income (loss) per share represents net investment income divided by the daily average shares of beneficial interest outstanding throughout each period.

² Excludes interest expense and extraordinary expenses which comprise of tax and litigation expenses.

³ Due to the timing of sales and redemptions of capital shares, the net realized and unrealized gain (loss) per share will not equal the Fund's changes in net realized and unrealized gain (loss) on investments, in-kind redemptions, futures and swaps for the period.

⁴ Total return is calculated assuming an initial investment made at the net asset value at the beginning of the period, reinvestment of all dividends and distributions at net asset value during the period and redemption on the last day of the period. Total return calculated for a period of less than one year is not annualized. The total return would have been lower if certain expenses had not been reimbursed/waived or recouped by the investment advisor.

⁵ For periods less than a year, these ratios are annualized.

⁶ Net expenses include effects of any reimbursement/waiver or recoupment.

⁷ Portfolio turnover rate is not annualized and excludes the value of portfolio securities received or delivered as a result of in-kind creations or redemptions of the Fund's capital shares. Portfolio turnover rate does not include effects of turnover of the swap and future contracts portfolio. Short-term securities with maturities less than or equal to 365 days are also excluded from portfolio turnover calculation.

⁸ Commencement of operations.

⁹ This ratio includes the voluntary waiver of expenses by the Adviser. Excluding the voluntary waiver, the net expense ratio would have been 0.60%.

FINANCIAL HIGHLIGHTS (continued)

¹⁰ Between \$(0.005) and \$0.005.

- ¹¹ Effective March 23, 2020, the Fund had a 1:10 reverse stock split. Share amounts for all periods have been adjusted to give effect to the 1:10 stock split.
- ¹² Effective March 23, 2020, the Fund had a 1:40 reverse stock split. Share amounts for all periods have been adjusted to give effect to the 1:40 stock split.
- ¹³ Effective March 27, 2020, the Fund had a 1:20 reverse stock split. Share amounts for all periods have been adjusted to give effect to the 1:20 stock split.
- ¹⁴ Effective March 27, 2020, the Fund had a 12:1 forward stock split. Share amounts for all periods have been adjusted to give effect to the 12:1 stock split.
- ¹⁵ Effective April 23, 2020, the Fund had a 1:35 reverse stock split. Share amounts for all periods have been adjusted to give effect to the 1:35 stock split.
- ¹⁶ Effective April 23, 2020, the Fund had a 1:5 reverse stock split. Share amounts for all periods have been adjusted to give effect to the 1:5 stock split.
- ¹⁷ Effective April 23, 2020, the Funds had a 1:25 reverse stock split. Share amounts for all periods have been adjusted to give effect to the 1:25 stock split.
- ¹⁸ Effective April 23, 2020, the Fund had a 1:10 reverse stock split. Share amounts for all periods have been adjusted to give effect to the 1:10 stock split.
- ¹⁹ Effective August 28, 2020, the Fund had a 1:10 reverse stock split. Share amounts for all periods have been adjusted to give effect to the 1:10 stock split.

Direxion

ETFs | Funds

PROSPECTUS

1301 Avenue of the Americas (6th Avenue), 28th Floor

New York, New York 10019

(866) 476-7523

MORE INFORMATION ON THE DIREXION SHARES ETF TRUST

Statement of Additional Information ("SAI"):

The Funds' SAI contains more information on each Fund and its investment policies. The SAI is incorporated in this Prospectus by reference (meaning it is legally part of this Prospectus). A current SAI is on file with the Securities and Exchange Commission ("SEC").

Annual and Semi-Annual Reports to Shareholders:

The Funds' reports will provide additional information on the Funds' investment holdings, performance data and a letter discussing the market conditions and investment strategies that significantly affected the Funds' performance during that period.

To Obtain the SAI or Fund Reports Free of Charge or for Shareholder Inquiries:

Write to: Direxion Shares ETF Trust
1301 Avenue of the Americas (6th Avenue), 28th Floor
New York, New York 10019
Call: (866) 476-7523
By Internet: www.direxion.com

Reports and other information about the Funds may be viewed on screen or downloaded from the EDGAR Database on the SEC's website at <http://www.sec.gov>. Copies of these documents may be obtained, after paying a duplicating fee, by electronic request at the following e-mail address: publicinfo@sec.gov.